



High Power Isolator With 17 dB Isolation From 18 GHz to 26.5 GHz, 50 Watts And SMA Female

## Isolators Technical Data Sheet

PE83IR1012

### Features

- Forward Power 50 watts
- Frequency Range of 18 to 26.5 GHz
- Female SMA Connectors
- Low VSWR

### Applications

- Radar Systems
- Military
- Wireless Radio Systems
- Telecom Infrastructure
- Communication Systems
- R&D Labs
- Microwave Radio Systems

### Description

The PE83IR1012 is a high power isolator offering a forward power rating of 50 watts over an operational frequency band of 18 to 26.5 GHz. This coaxial part uses SMA female connectors on all ports and has a minimum of 17 dB of isolation.

Pasternack Enterprises offers a wide variety of isolators to fit your needs. These are two-port devices that transmit microwave or radio frequency power in one direction only and block the signal in the opposite direction. They can be thought of as a diode for RF energy. Isolators are used to isolate equipment from the effects of conditions outside of the equipment. For instance they are used to prevent a microwave source being detuned by a mismatched load. Pasternack's isolators feature excellent insertion loss, high isolation and reliability.

### Electrical Specifications

Description	Minimum	Typical	Maximum	Units
Frequency Range	18		26.5	GHz
Impedance		50		Ohms
Insertion Loss			0.6	dB
Isolation	17			dB
VSWR			1.4:1	
Forward Power, CW			50	Watts
Reverse Power, CW			1	Watt

### Mechanical Specifications

#### Size

Length	0.5 in [12.7 mm]
Width	0.5 in [12.7 mm]
Height	0.67 in [17.02 mm]
Weight	0.041 lbs [18.6 g]

Click the following link (or enter part number in "SEARCH" on website) to obtain additional part information including price, inventory and certifications: [High Power Isolator With 17 dB Isolation From 18 GHz to 26.5 GHz, 50 Watts And SMA Female PE83IR1012](#)



High Power Isolator With 17 dB Isolation From 18 GHz to 26.5 GHz, 50 Watts And SMA Female

## Isolators Technical Data Sheet

PE83IR1012

### Configuration

Design	Single Junction
Package Style	Connectorized
Connector 1	SMA Female
Connector 2	SMA Female

### Environmental Specifications

#### Temperature

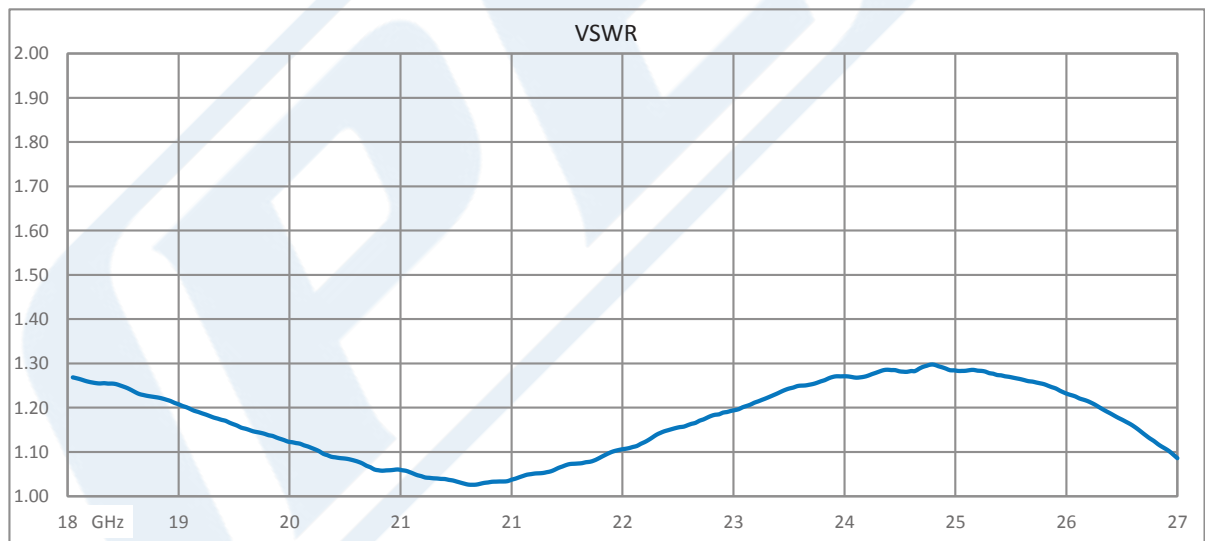
Operating Range	0 to +70 deg C
-----------------	----------------

**Compliance Certifications** (see [product page](#) for current document)

### Plotted and Other Data

Notes:

#### Typical Performance Data



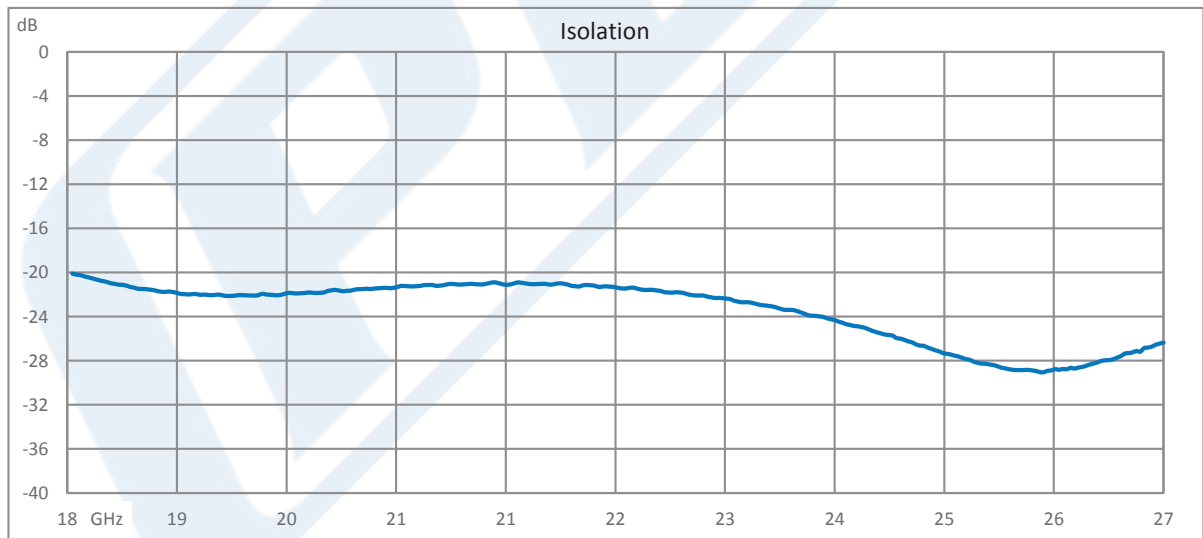
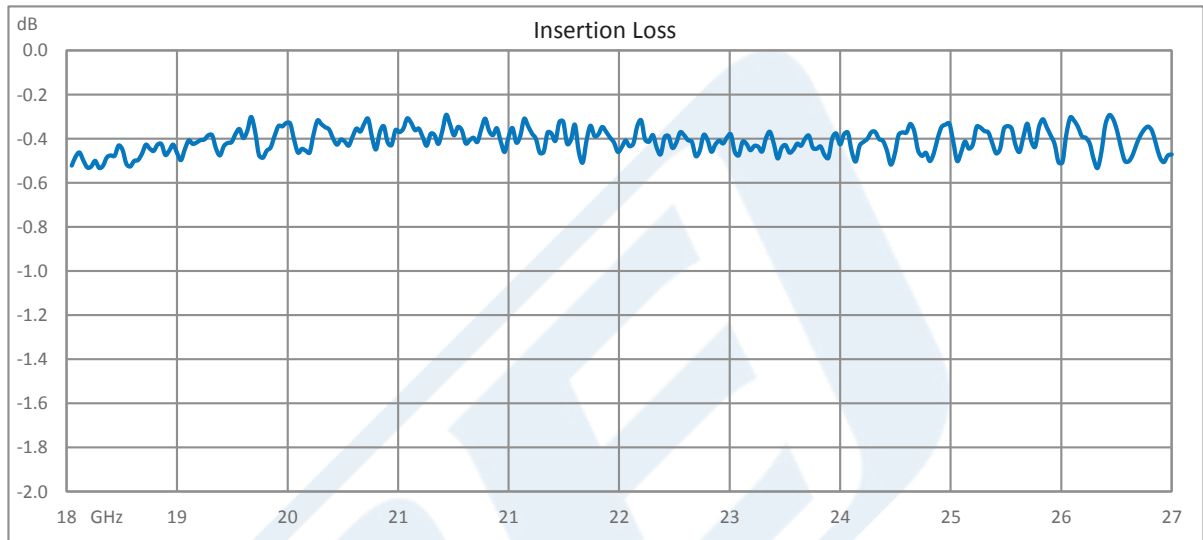
Click the following link (or enter part number in "SEARCH" on website) to obtain additional part information including price, inventory and certifications: [High Power Isolator With 17 dB Isolation From 18 GHz to 26.5 GHz, 50 Watts And SMA Female PE83IR1012](#)



High Power Isolator With 17 dB Isolation From 18 GHz to 26.5 GHz, 50 Watts And SMA Female

Isolators Technical Data Sheet

PE83IR1012



Click the following link (or enter part number in "SEARCH" on website) to obtain additional part information including price, inventory and certifications: [High Power Isolator With 17 dB Isolation From 18 GHz to 26.5 GHz, 50 Watts And SMA Female PE83IR1012](#)



High Power Isolator With 17 dB Isolation From 18 GHz to 26.5 GHz, 50 Watts And SMA Female

## Isolators Technical Data Sheet

PE83IR1012

High Power Isolator With 17 dB Isolation From 18 GHz to 26.5 GHz, 50 Watts And SMA Female from Pasternack Enterprises has same day shipment for domestic and International orders. Our RF, microwave and millimeter wave products maintain a 99.4% availability and are part of the broadest selection in the industry.

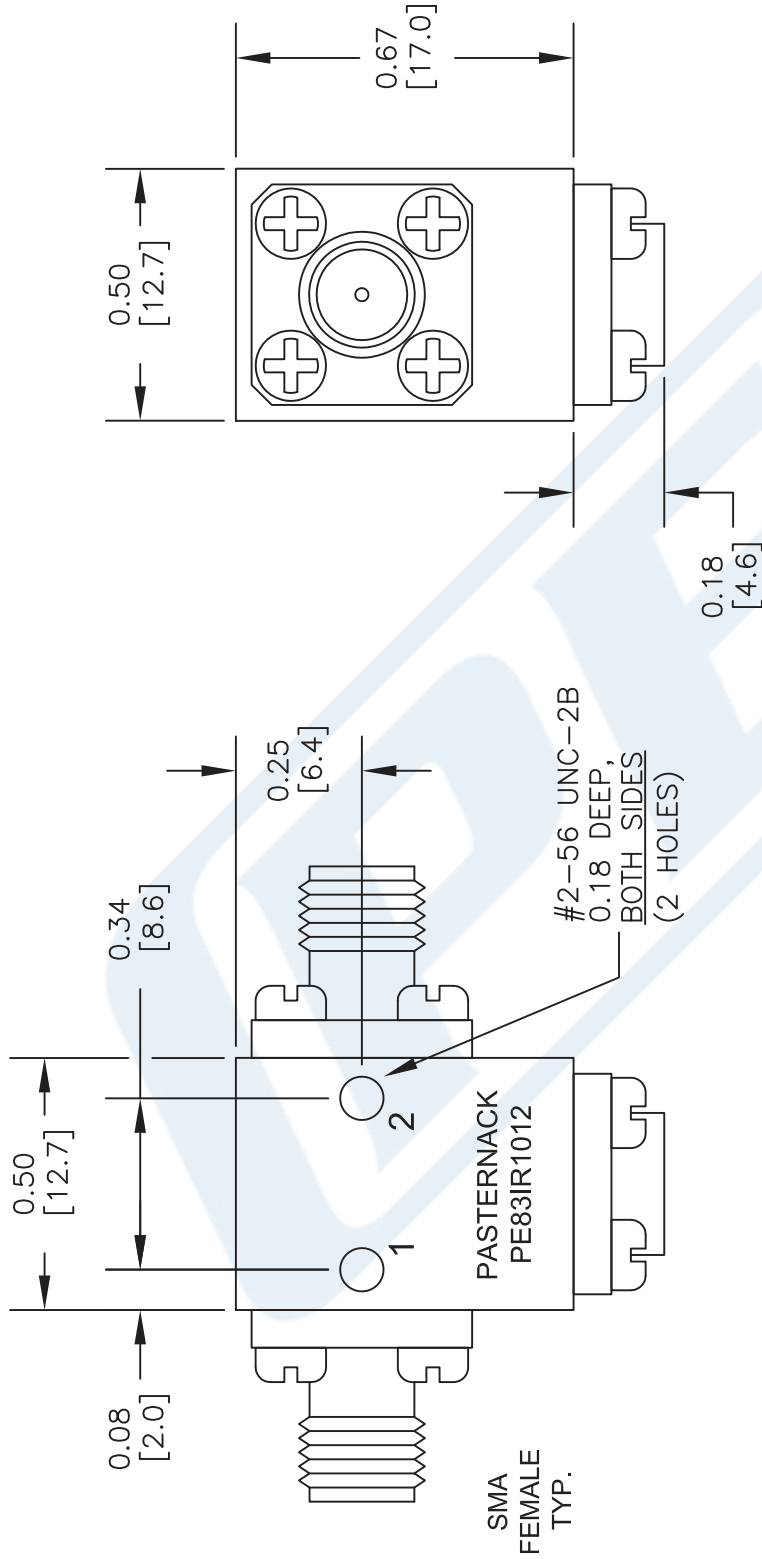
Click the following link (or enter part number in "SEARCH" on website) to obtain additional part information including price, inventory and certifications: [High Power Isolator With 17 dB Isolation From 18 GHz to 26.5 GHz, 50 Watts And SMA Female PE83IR1012](https://www.pasternack.com/high-power-isolator-17db-isolation-26.5-ghz-50-watts-sma-female-pe83ir1012-p.aspx)

URL: <https://www.pasternack.com/high-power-isolator-17db-isolation-26.5-ghz-50-watts-sma-female-pe83ir1012-p.aspx>

The information contained in this document is accurate to the best of our knowledge and representative of the part described herein. It may be necessary to make modifications to the part and/or the documentation of the part, in order to implement improvements. Pasternack reserves the right to make such changes as required. Unless otherwise stated, all specifications are nominal. Pasternack does not make any representation or warranty regarding the suitability of the part described herein for any particular purpose, and Pasternack does not assume any liability arising out of the use of any part or documentation.

# PE83IR1012 CAD Drawing

High Power Isolator With 17 dB Isolation From 18 GHz to 26.5 GHz, 50 Watts And SMA Female



DWG TITLE

**PE83IR1012**

NOTES:  
1. UNLESS OTHERWISE SPECIFIED ALL DIMENSIONS ARE NOMINAL.  
2. ALL SPECIFICATIONS ARE SUBJECT TO CHANGE WITHOUT NOTICE AT ANY TIME.  
3. DIMENSIONS ARE IN INCHES [mm].

FSCM NO. 53919

CAD FILE 041216

SCALE N/A

SIZE A

2233

**PE PASTERNAK**  
THE ENGINEER'S RF SOURCE

Pasternack Enterprises, Inc.  
P.O. Box 16759 | Irvine | CA | 92623  
Phone: (949) 261-1920 | Fax: (949) 261-7451  
Website: www.pasternack.com | E-Mail: sales@pasternack.com