

No. of Contacts	Dimensions		
	A	B	C
41	27.0	20.00	21.10
42	27.5	20.50	21.60
43	28.0	21.00	22.10
44	28.5	21.50	22.60
* 45	29.0	22.00	23.10
46	29.5	22.50	23.60
47	30.0	23.00	24.10
48	30.5	23.50	24.60
49	31.0	24.00	25.10
* 50	31.5	24.50	25.60
51	32.0	25.00	26.10
52	32.5	25.50	26.60
53	33.0	26.00	27.10
* 54	33.5	26.50	27.60

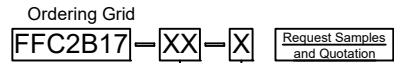
**Specification:**

**Material:**  
 Housing Material: LCP, UL 94V-0, Natural  
 Actuator: LCP, UL 94V-0, Black  
 Contact: Phosphor Bronze, C5191-H  
 Fitting Nail: Brass, C2680-H

**Electrical:**  
 Voltage Rating (Max.): 50V AC/DC  
 Current Rating (Max.): 0.4A AC/DC  
 Dielectric Strength: 250V AC for 1 minute  
 Insulation Resistance: 50 MΩ Min.  
 Contact Resistance: 40 mΩ Max.

**Plating:**  
 Contact: See Ordering Grid  
 Underplating: 50u" min. Nickel  
 Fitting Nail: 80u" min. Matte Tin over 50u" min. Nickel

**Mechanical & Environmental**  
 Durability: 20 Cycles  
 Operating Temperature: -25°C to +85°C



No. of Contacts: 41 - 54 (see dimension table)  
 Contact Plating: T = 80u" Tin Plating over all (Standard), G = Gold Flash over all

\* = Tooled Parts  
 Please contact GCT for non-tooled parts

Part Number		Product Description	
FFC2B17		FFC 0.5mm Pitch Side Entry, Top Contact, SMT, Height=2.5mm, Slide Type	
Drawing Date		31st March 2020	
By	CC	Tolerances (Except as Noted)	Units:
Detail	Drawing Release	Length: X.X ± 0.15	Metric (mm)
Revision	A3	Angle: X.XX ± 0.10	± 1°
Date	06/08/21	3rd Angle Projection	

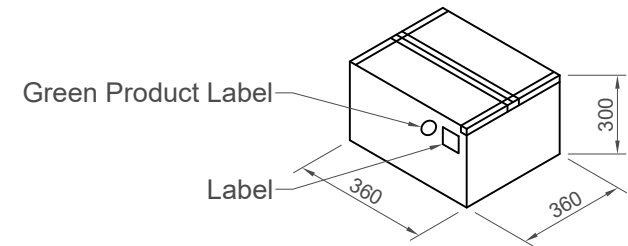
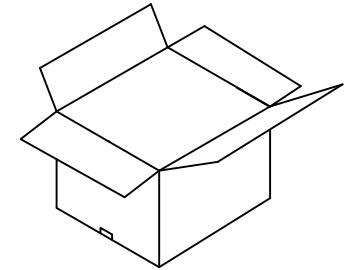
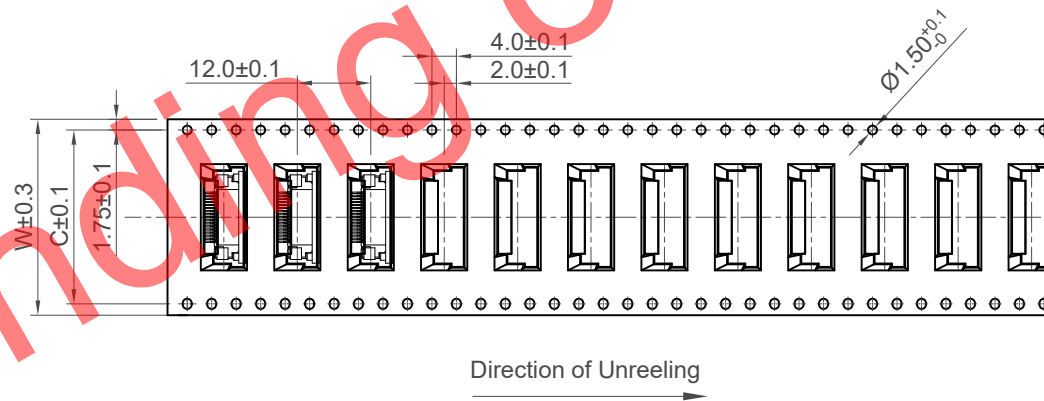
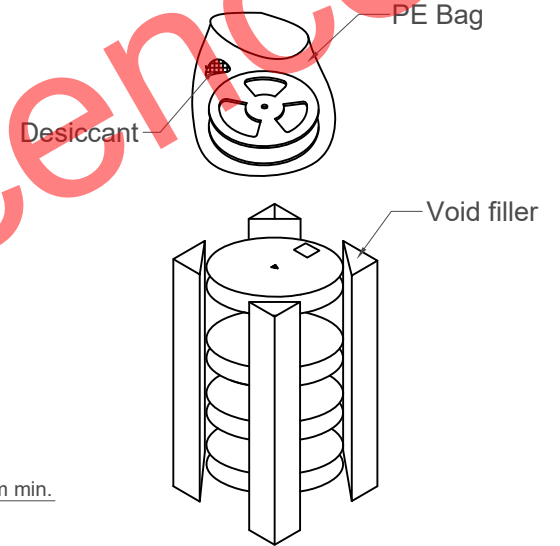
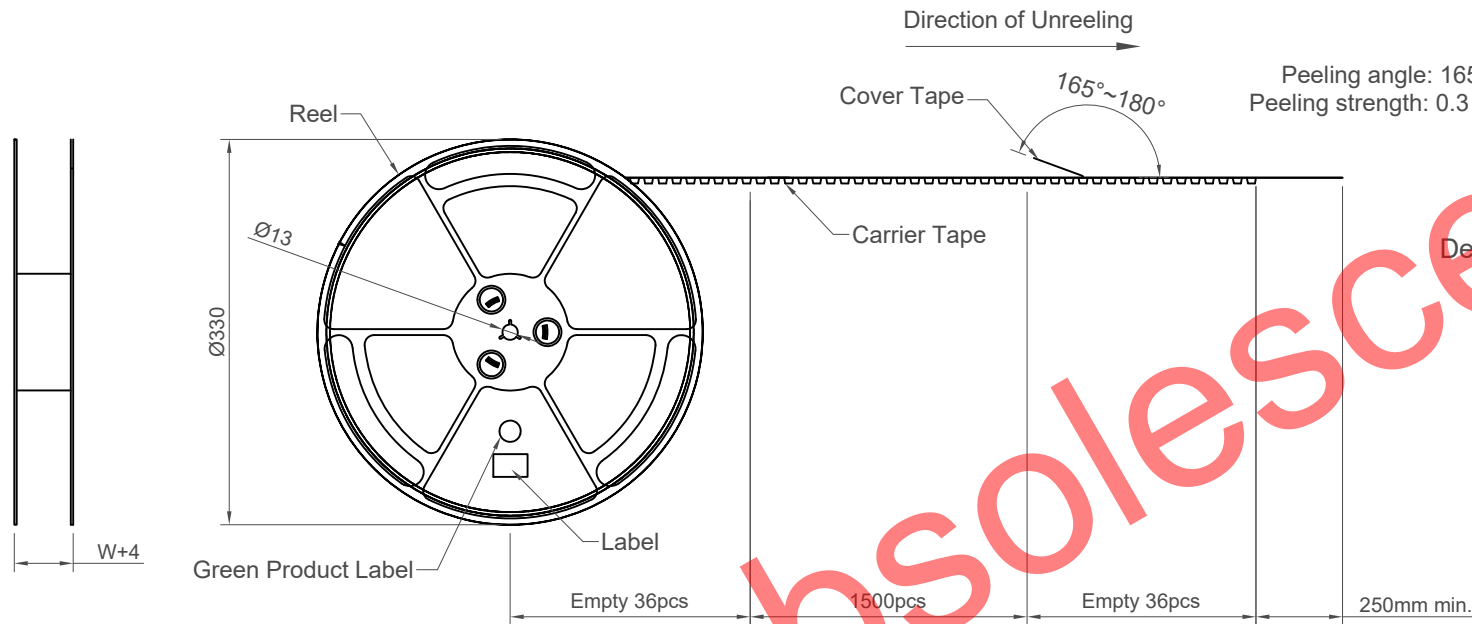


This drawing is confidential and copyright of Global Connector Technology, Ltd (GCT). This drawing must not be copied or disclosed without written consent. E & OE



Not to Scale	Drawn By CC	Sheet No. 1/2
--------------	-------------	---------------

H  
G  
F  
E  
D  
C  
B  
A



No. of Contacts	W	S	Pcs/Reel	Reel/Carton	Pcs/Carton
41 ~ 49	44	40.4	2000	6	12000
50 ~ 54	56	52.4	2000	4	8000

Part Number		Product Description	
FFC2B17		FFC 0.5mm Pitch Side Entry, Top Contact, SMT, Height=2.5mm, Slide Type	
Drawing Date		31st March 2020	
By	CC	Tolerances (Except as Noted)	Units:
Detail	Drawing Release	Length	Metric (mm)
Revision	A3	Angle	3rd Angle Projection
Date	06/08/21		



This drawing is confidential and copyright of Global Connector Technology, Ltd (GCT). This drawing must not be copied or disclosed without written consent. E & OE



Not to Scale	Drawn By CC	Sheet No. 2/2
--------------	-------------	---------------

1 2 3 4 5 6 7 8