
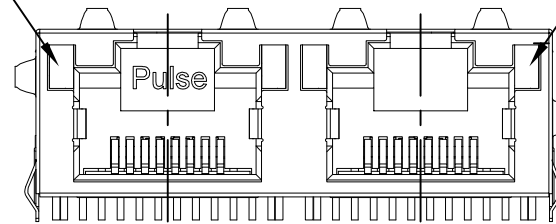


NOTES:

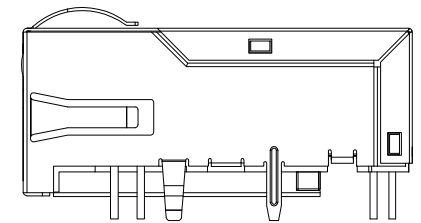
1. ROHS COMPLIANT
2. PLASTIC HOUSING: THERMOPLASTIC MATERIAL WITH FLAMMABILITY RATING UL 94V-0 OR BETTER.
3. CONTACTS PLATING: 50 MICRO-INCH GOLD PLATING.
4. CONTACTS BASE MATERIAL: PHOSPHOR BRONZE
5. UNDER PLATING: 30-50u INCHES NICKEL MINIMUM
6. SOLDER TAIL PLATING : 150-300 uINCHES 100% TIN, MATTE FINISH.
7. METAL SHIELD: NICKEL PLATING ON COPPER ALLOY.
8. JACK CAVITY CONFORMS TO FCC RULES AND REGULATIONS PART SUBPART F.
9. PCB PLATING: ENIG
10. STORAGE TEMPERATURE: -20°C TO +125°C
11. COMPLIANCE TO J-STD:
 - A. J-STD-002: SOLDERABILITY AT 245°C DIP AND LOOK TEST
 - B. J-STD-020: LEVEL 1, NO MOISTURE SENSITIVE
 - C. J-STD-075: W2, 270°C MAXIMUM THROUGH WAVE SOLDER



GREEN LED



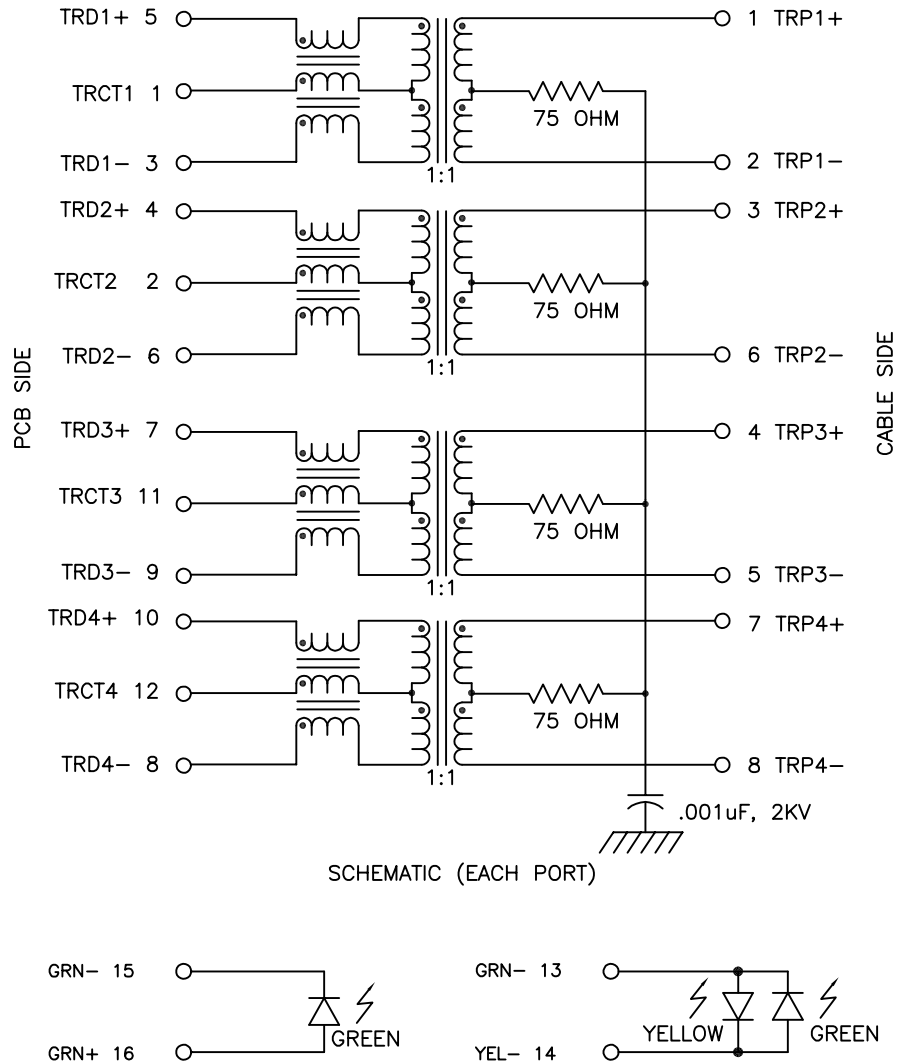
YELLOW/GREEN LED



FINAL OUTLINE

© Copyright, 2017. Pulse Electronics Corp. All rights reserved. Pulse confidential & proprietary. (05/22/17)

PRODUCT DESCRIPTION	TLA DRAWING	PS DRAWING	SHEET	PART NO.	DATASHEET REV.
CONN,RJ45,1X2,10GD,1:1,TY	JTL-U1001NL-10	PS-2553.001-B	1 OF 5	JTL-U1001NL	B



ELECTRICAL CHARACTERISTICS AT +25°C UNLESS OTHER SPECIFIED
MEETS IEEE 802.3 SPECIFICATION

PARAMETER	SPECIFICATIONS		
OPERATING TEMP	0°C TO +70°C		
TURNS RATIO	1.00 ± 2%		
POLARITY	PER SCHEMATIC		
INSERTION LOSS (DATA CHANNELS)	100 KHz	1-400 MHz	
	-3.0 dB MAX	-2.0 dB MAX (-1.4 dB TYP)	
RETURN LOSS (Z OUT = 100 OHM ± 1%)	1-100 MHz	100 MHz-500 MHz	
	-22 dB MIN	-22 + 18.27*LOG ₁₀ (f/100)	
INDUCTANCE (OCL)	180 uH MIN @ 100 kHz, 100 mV		
CROSSTALK, ADJACENT CHANNELS	1-100 MHz	100-500 MHz	
	-28 dB MIN	-19 dB MIN	
COMMON MODE REJECTION RATIO	1-100 MHz	100-300 MHz	300-500 MHz
	-35 dB MIN	-30 dB MIN	-25 dB MIN
	COMMON TO DIFFERENTIAL MODE REJECTION (CDMR)		
	1-250 MHz	250-500 MHz	
	-30 dB MIN	-22 dB MIN	
INPUT - OUTPUT ISOLATION	2250 VDC MIN @ 60 SECONDS		

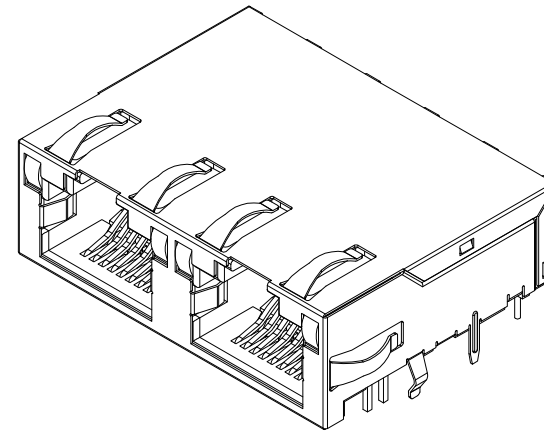
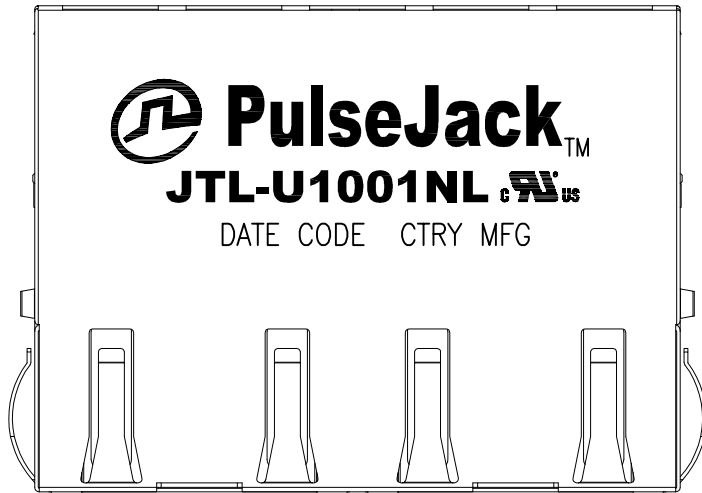
NOTE: f IS FREQUENCY IN MHz.

EMMITTED COLOR	GREEN	YELLOW	GREEN
WAVELENGTH (nm)	565	588	565
POWER DISSIPATION (Pd)	105 mW MAX	100 mW MAX	105 mW MAX
DC FORWARD CURRENT	25 mA MAX	30 mA MAX	25 mA MAX
FORWARD VOLTAGE (VF) @20mA	2.2 V TYP	2.1 V TYP	2.2 V TYP

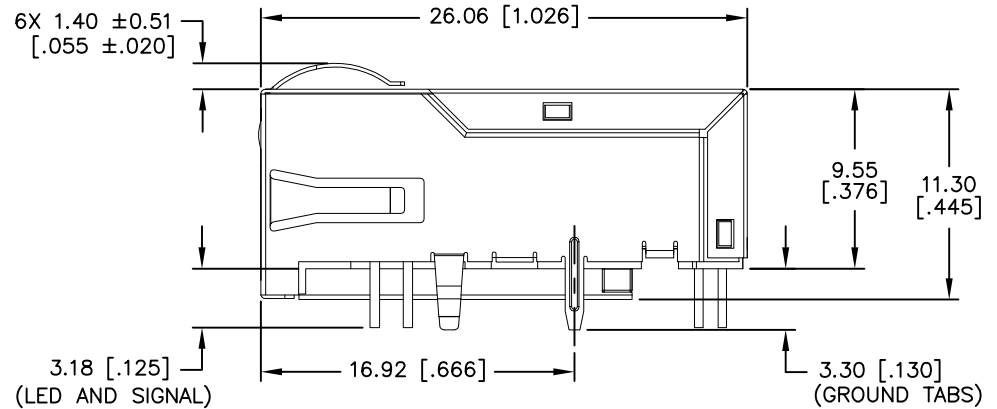
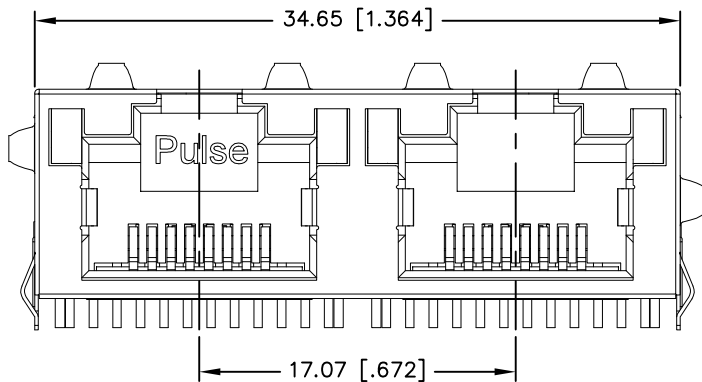
NOTE: PER VENDOR'S SPECIFICATION

© Copyright, 2017. Pulse Electronics Corp. All rights reserved. Pulse confidential & proprietary. (05/22/17)

PRODUCT DESCRIPTION	TLA DRAWING	PS DRAWING	SHEET	PART NO.	DATASHEET REV.
CONN,RJ45,1X2,10GD,1:1,TY	JTL-U1001NL-10	PS-2553.001-B	2 OF 5	JTL-U1001NL	B



ISOMETRIC VIEW
(FOR REFERENCE ONLY)

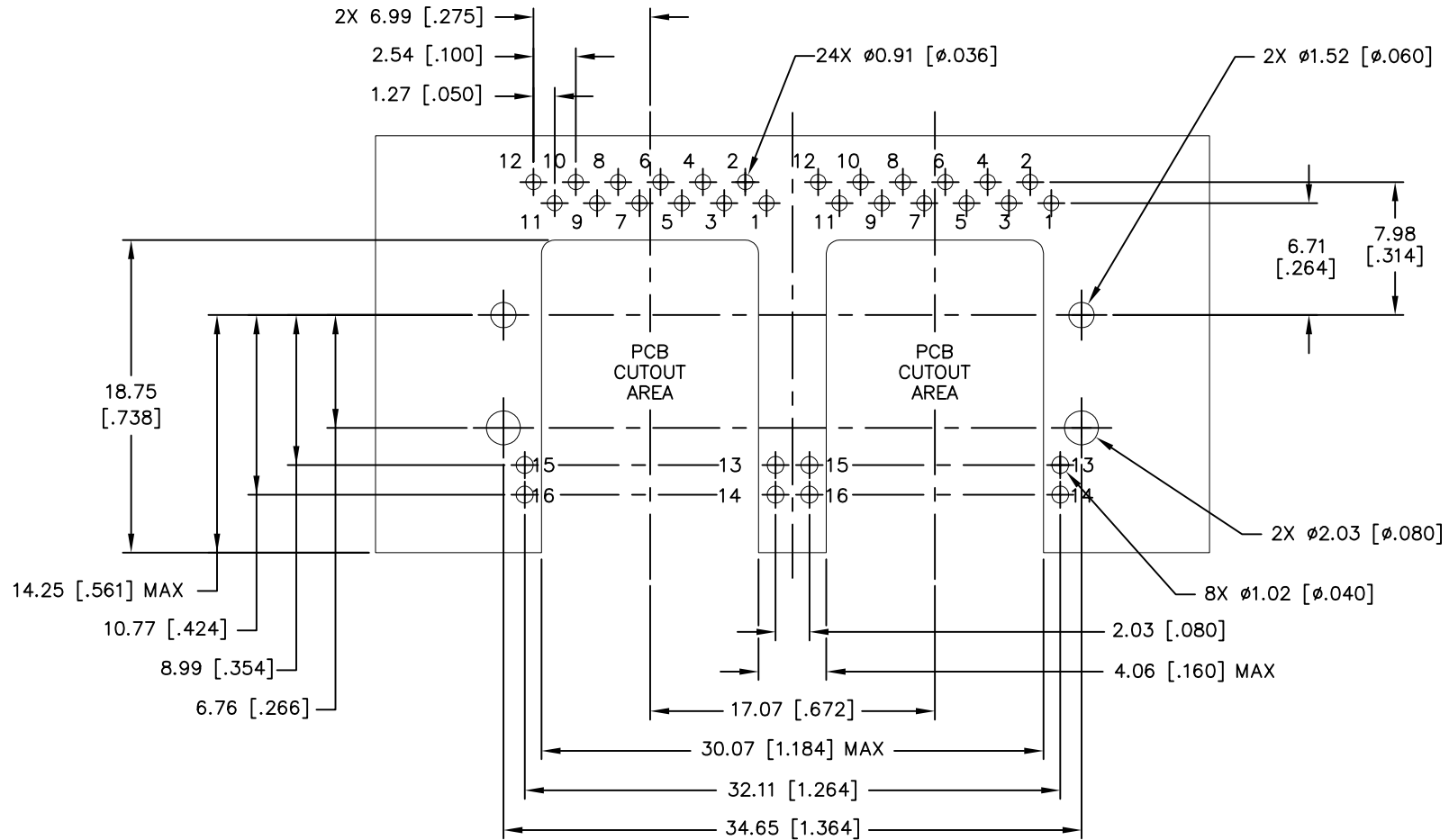


ALL DIMENSION ARE SHOWN IN METRIC.
DIMENSIONS SHOWN IN BRACKETS ARE
INCHES. UNLESS OTHERWISE SPECIFIED,
THE FOLLOWING TOLERANCES APPLY:

X.XX [.XXX] = ±0.25 [±.010]

© Copyright, 2017. Pulse Electronics Corp. All rights reserved. Pulse confidential & proprietary. (05/22/17)

PRODUCT DESCRIPTION	TLA DRAWING	PS DRAWING	SHEET	PART NO.	DATASHEET REV.
CONN,RJ45,1X2,10GD,1:1,TY	JTL-U1001NL-10	PS-2553.001-B	3 OF 5	JTL-U1001NL	B

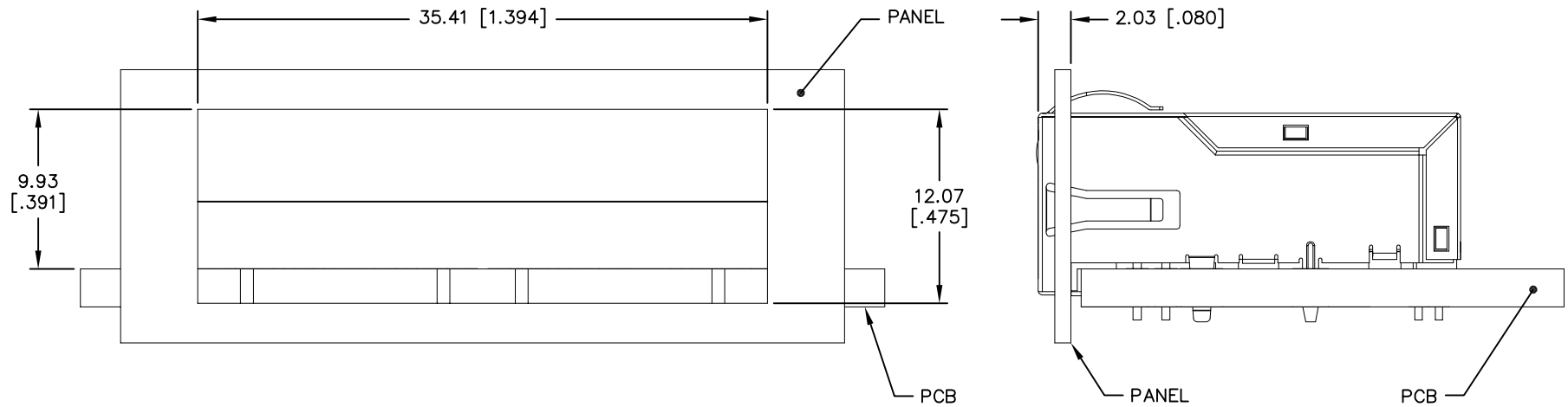


SUGGESTED FOOTPRINT (COMPONENT SIDE SHOWN)

ALL DIMENSION ARE SHOWN IN METRIC.
DIMENSIONS SHOWN IN BRACKETS ARE
INCHES. UNLESS OTHERWISE SPECIFIED,
THE FOLLOWING TOLERANCES APPLY:
X.XX [.XXX] = ±0.08 [±.003]

© Copyright, 2017. Pulse Electronics Corp. All rights reserved. Pulse confidential & proprietary. (05/22/17)

PRODUCT DESCRIPTION	TLA DRAWING	PS DRAWING	SHEET	PART NO.	DATASHEET REV.
CONN,RJ45,1X2,10GD,1:1,TY	JTL-U1001NL-10	PS-2553.001-B	4 OF 5	JTL-U1001NL	B



ALL DIMENSION ARE SHOWN IN METRIC.
DIMENSIONS SHOWN IN BRACKETS ARE
INCHES. UNLESS OTHERWISE SPECIFIED,
THE FOLLOWING TOLERANCES APPLY:
X.XX [.XXX] = ± 0.10 [± 0.004]

© Copyright, 2017. Pulse Electronics Corp. All rights reserved. Pulse confidential & proprietary. (05/22/17)

PRODUCT DESCRIPTION	TLA DRAWING	PS DRAWING	SHEET	PART NO.	DATASHEET REV.
CONN,RJ45,1X2,10GD,1:1,TY	JTL-U1001NL-10	PS-2553.001-B	5 OF 5	JTL-U1001NL	B