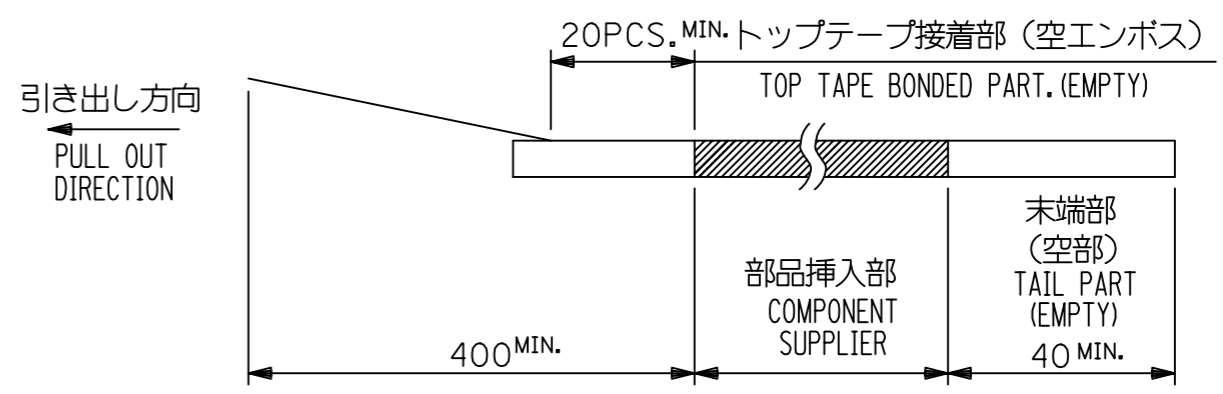


NOTE

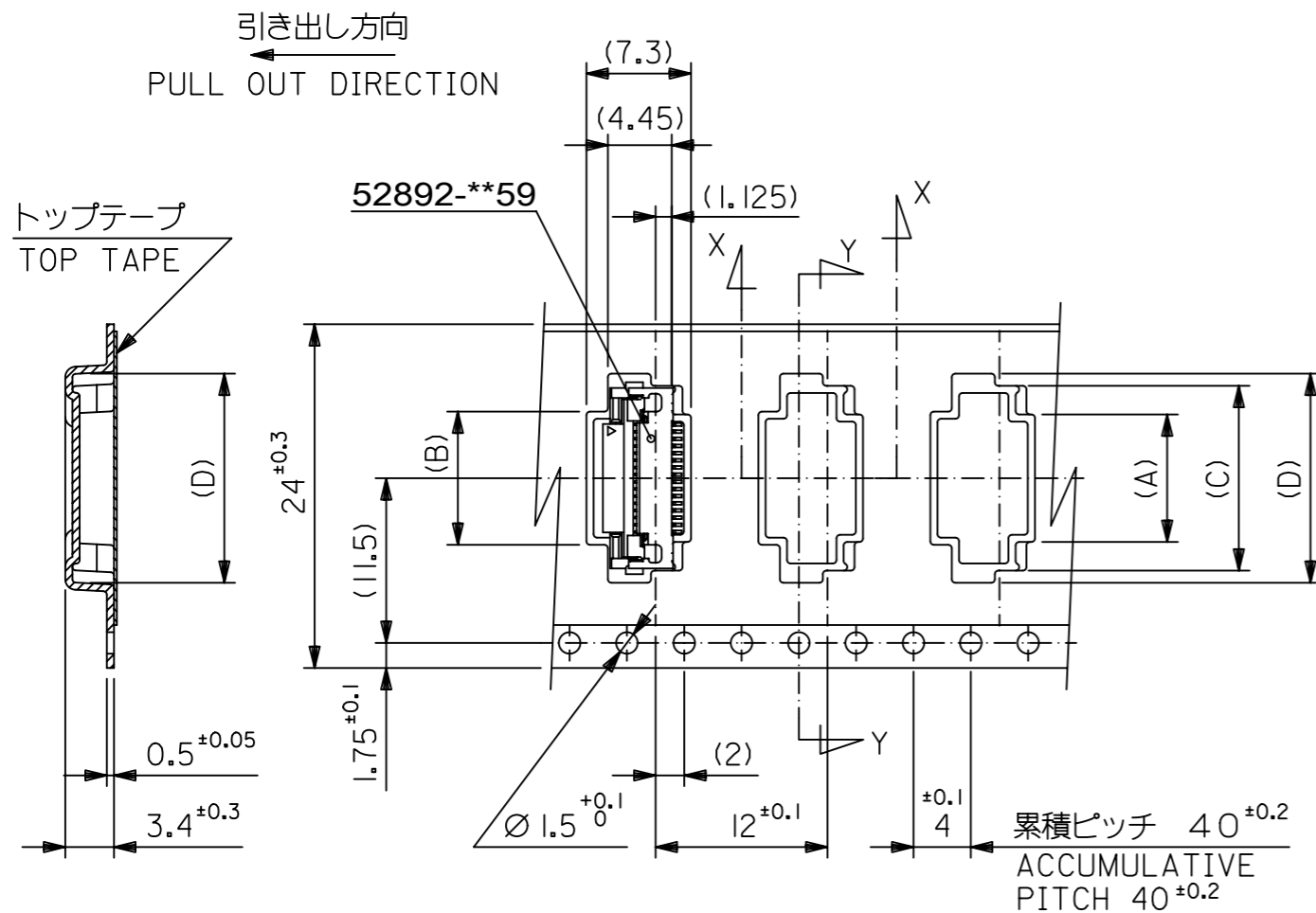
- 製品詳細寸法については図面 528921001 PSD 000 を参照下さい。
RE DETAILED DIMENSION, SEE DOC. NO. 528921001 PSD 000.
- 梱包数量：1000個/リール
NUMBER OF CONNECTORS：1000 PCS/REEL
- リードテープ長さ LEAD TAPE LENGTH



- トップテープの剥離強度：IEC60286-3.
PEELING OFF FORTH OF TOP TAPE：REFER TO IEC60286-3.
- 材料 MATERIAL
 キャリアテープ：ポリプロピレン
 トップテープ：PET, PE, PEF
 リール：ポリスチレン (PS) <リサイクル材を含む>
 CARRIER TAPE：POLYPROPYLENE
 TOP TAPE：PET, PE, PEF
 REEL：POLYSTYRENE (PS) <RECYCLE MATERIAL CONTAINED >
- 本製品は52892-**95の金めっき品である。
THIS PRODUCT IS GOLD PLATING OF 52892-**95.

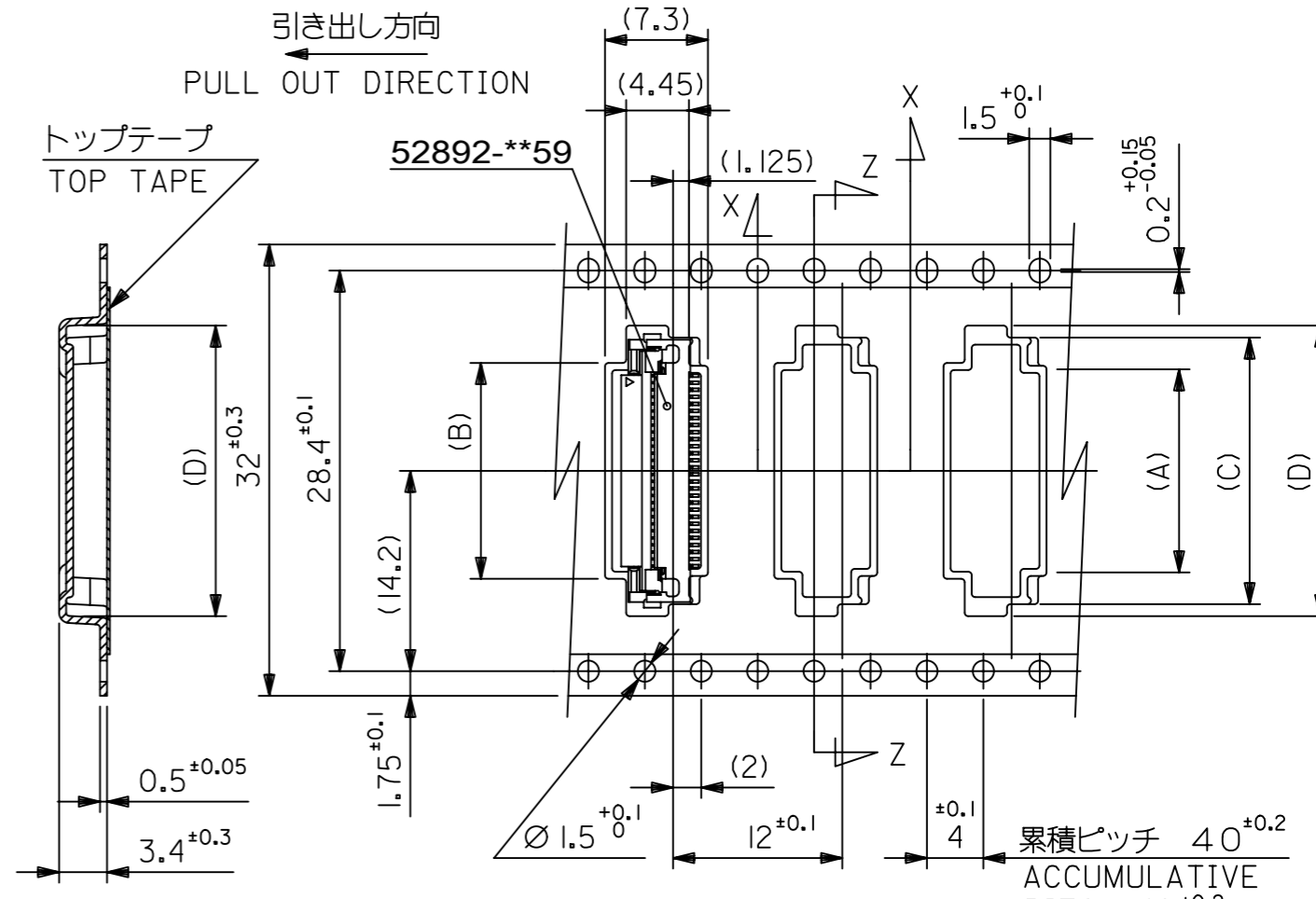
MODEL NO. 52892-**96

THIS DRAWING CONTAINS INFORMATION THAT IS PROPRIETARY TO MOLEX ELECTRONIC TECHNOLOGIES, LLC AND SHOULD NOT BE USED WITHOUT WRITTEN PERMISSION											
DIMENSION UNITS mm		SCALE ---		CURRENT REV DESC: REMOVED OBSOLETE PART NUMBER AS PER PCN#511695.				molex		0.5 FFC/FPC ZIF SMT HSGASSY EMBSTPPKG	
GENERAL TOLERANCES (UNLESS SPECIFIED)				EC NO: 730178 DRWN: SANTHN 2022/11/29 CHK'D: GGA 2023/01/04 APPR: GGA 2023/01/04							
ANGULAR TOL ± °				INITIAL REVISION: DRWN: YMIZUNO02 2016/12/14 APPR: TKUSUHARA01 2016/12/20				DOCUMENT NUMBER 528920001		DOC TYPE DOC PART REVISION PSD 000 A1	
4 PLACES ±				DRAFT WHERE APPLICABLE MUST REMAIN WITHIN DIMENSIONS				THIRD ANGLE PROJECTION		DRAWING A3-SIZE	
3 PLACES ±				SERIES 52892		MATERIAL NUMBER SEE CHART		CUSTOMER GENERAL		SHEET NUMBER 1 OF 2	
2 PLACES ±											
1 PLACE ±											
0 PLACES ±											



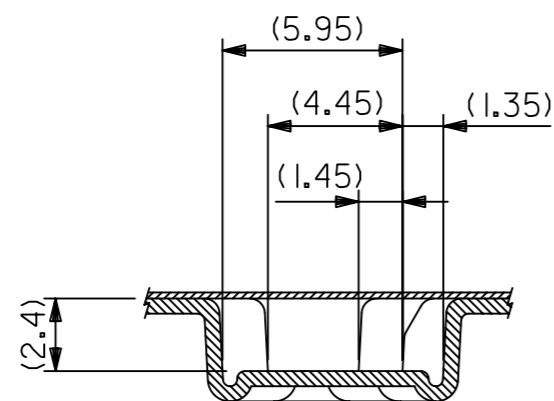
SECT : Y-Y

24mm幅キャリアテープ
24mm WIDTH CARRIER TAPE



SECT : Z-Z

32mm幅キャリアテープ
32mm WIDTH CARRIER TAPE

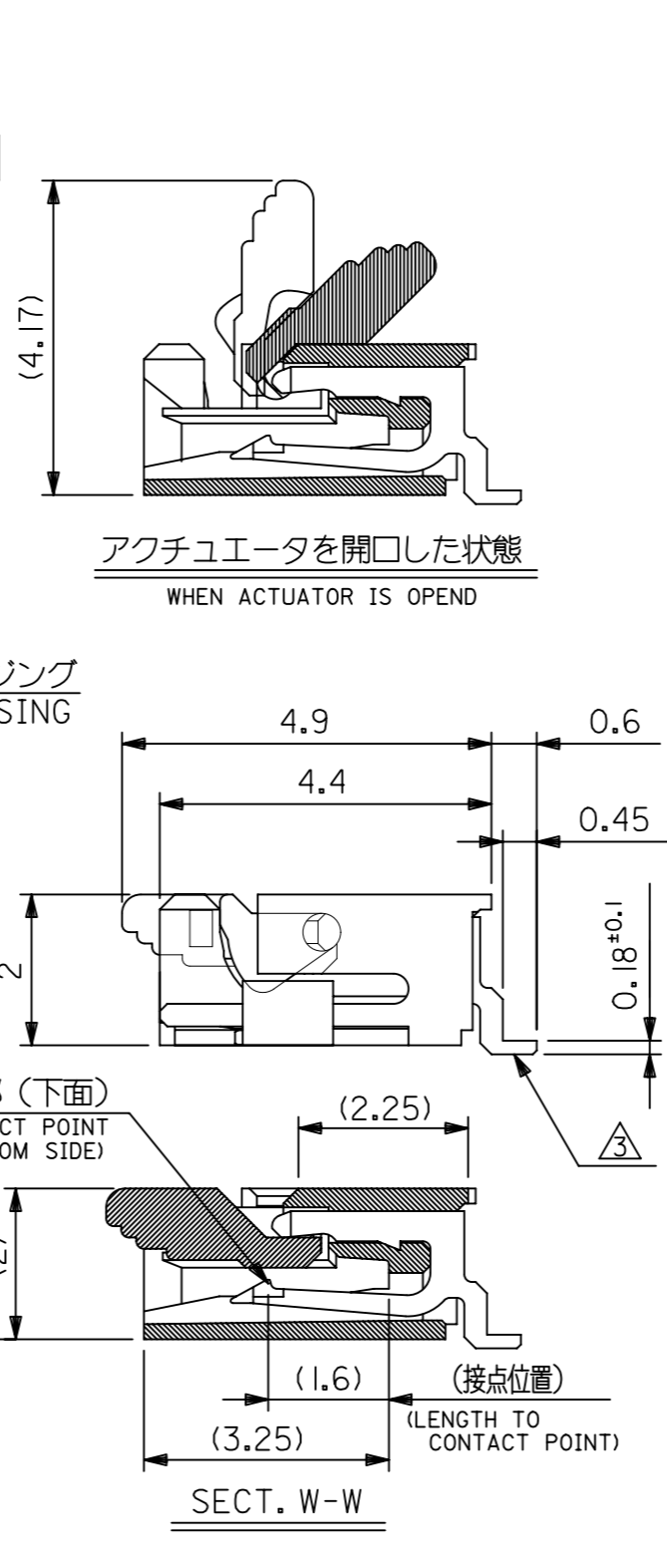
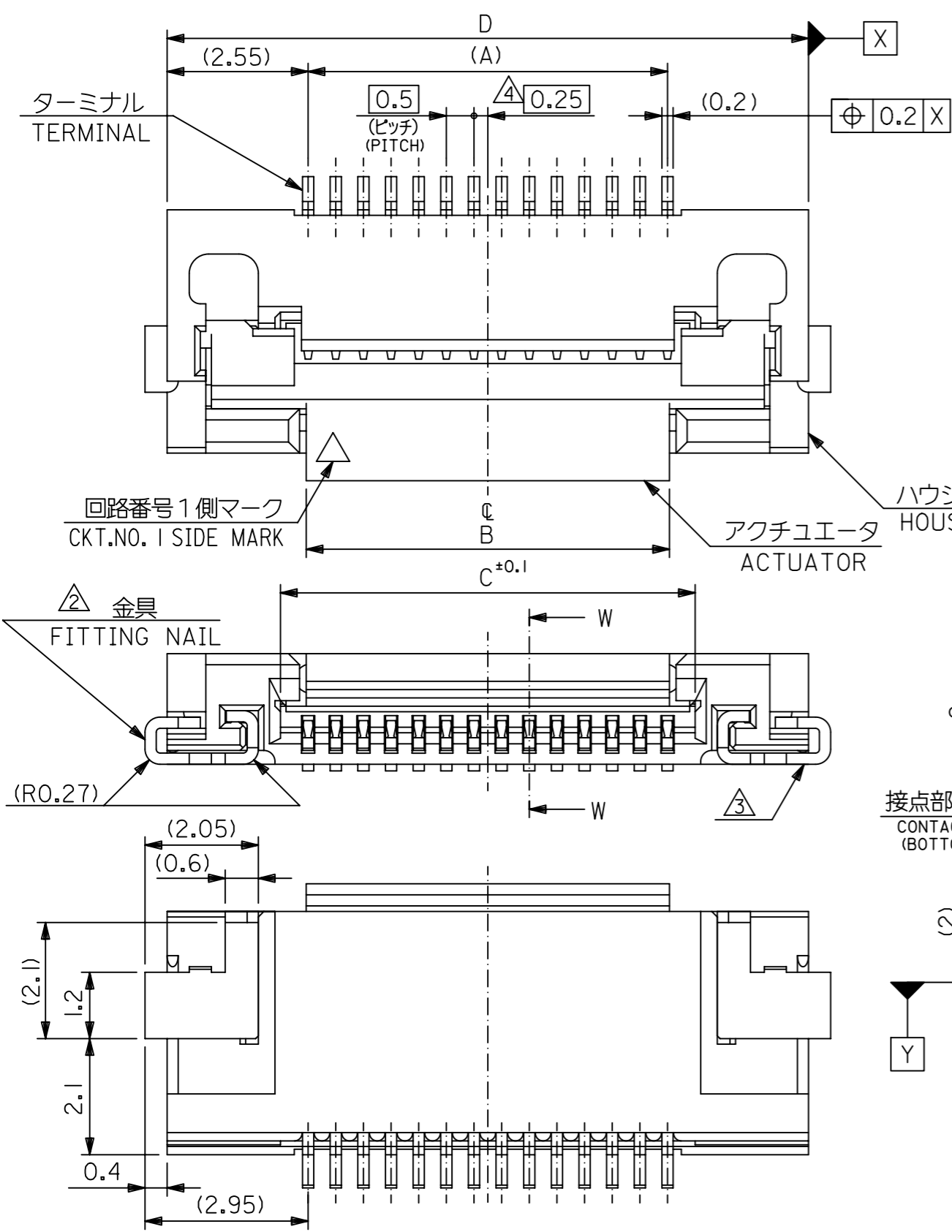


SECT : X-X

32	37.4	33.4	18.6	16.9	13.1	12.9	52892-2459	52892-2496	24
24	29.4	25.4	16.6	14.9	11.1	10.9	52892-2059	52892-2096	20
			14.6	12.9	9.1	8.9	52892-1659	52892-1696	16
			11.6	9.9	6.1	5.9	52892-1059	52892-1096	10
			10.6	8.9	5.1	4.9	52892-0859	52892-0896	8
キャリアテープ幅 CARRIER TAPE WIDTH	F	E	(D)	(C)	(B)	(A)	CONNECTOR	MATERIAL NO. MODEL NO. 52892-**-96	CKT

THIS DRAWING CONTAINS INFORMATION THAT IS PROPRIETARY TO MOLEX ELECTRONIC TECHNOLOGIES, LLC AND SHOULD NOT BE USED WITHOUT WRITTEN PERMISSION

DIMENSION UNITS mm	SCALE ---	CURRENT REV DESC: REMOVED OBSOLETE PART NUMBER AS PER PCN#511695.	molex			
GENERAL TOLERANCES (UNLESS SPECIFIED)						0.5 FFC/FPC ZIF SMT HSGASSY EMBSTPPKG
ANGULAR TOL ± °			PRODUCT CUSTOMER DRAWING			
4 PLACES ±		EC NO: 730178	DOCUMENT NUMBER			
3 PLACES ±		DRWN: SANTHN	DOC TYPE			
2 PLACES ±		CHK'D: GGA	DOC PART			
1 PLACE ±		APPR: GGA	REVISION			
0 PLACES ±		INITIAL REVISION:	528920001			
		DRWN: YMIZUNO02	PSD			
		APPR: TKUSUHARA01	000			
			A1			
DRAFT WHERE APPLICABLE MUST REMAIN WITHIN DIMENSIONS	THIRD ANGLE PROJECTION	DRAWING	SERIES	MATERIAL NUMBER	CUSTOMER	SHEET NUMBER
		A3-SIZE	52892	SEE CHART	GENERAL	2 OF 2



注記 NOTES

- 1.材質 MATERIAL
 ハウジング : 46ナイロン、ガラス充填、UL94V-0、ナチュラル(白色)
 HOUSING : 46NYLON, GLASS FILLED, UL94V-0, NATURAL(WHITE)
 アクチュエータ : PPS、ナチュラル(茶色)、ガラス充填、UL94V-0
 ACTUAOR : PPS, NATURAL(BROWN), GLASS FILLED, UL94V-0
 ターミナル : リン青銅 (t=0.2)
 TERMINAL : PHOSPHOR BRONZE (t=0.2)
- めっき PLATING
 接点部 : 金めっき (0.1μm以上)
 テール部 : 金めっき (0.03μm以上)
 ニッケル下地 (1.5μm以上)
 CONTACT : GOLD PLATING (0.1 MICROMETER MINIMUM)
 TAIL : GOLD PLATING (0.03 MICROMETER MINIMUM)
 OVER NICKEL PLATING (1.5 MICROMETER MINIMUM)
- 金具 : リン青銅 (t=0.2)
 FITTING NAIL : PHOSPHOR BRONZE (t=0.2)
- めっき PLATING
 錫めっき (1.0μm以上)
 ニッケル下地 (1.0μm以上)
 CONTACT : GOLD PLATING (1.0 MICROMETER MINIMUM)
 OVER NICKEL PLATING (1.0 MICROMETER MINIMUM)
- △2 パターンはくり止め用金具
 FITTING NAIL FOR PREVENTION OF PEELING OF PCB PATTERN.
- △3 ソルダータール半田付け面のズレ量、及び金具半田付け面のズレ量は、
 基準面 Y に対し上方向0.05MAX.、下方向0.2MAX.とする。
 MISALIGNMENT OF SOLDER TAILS AND FITTING NAILS FROM Y
 UPPER DIREVTION : 0.05 MAX. , LOWER DIRECTION : 0.2 MAX.
- △4 偶数極に適用。
 APPLY FOR EVEN CIRCUIT.
- 5.テール及びネイルの平坦度は、0.1 MAX.
 TAIL AND NAIL COPLANARITY TO BE 0.1 MAX.
- 6.本製品は52892シリーズの金めっき品である。
 THIS PRODUCT IS GOLD PLATING OF 52892 SERIES.
- 7.ELV及びRoHS適合品。
 ELV AND RoHS COMPLIANT.

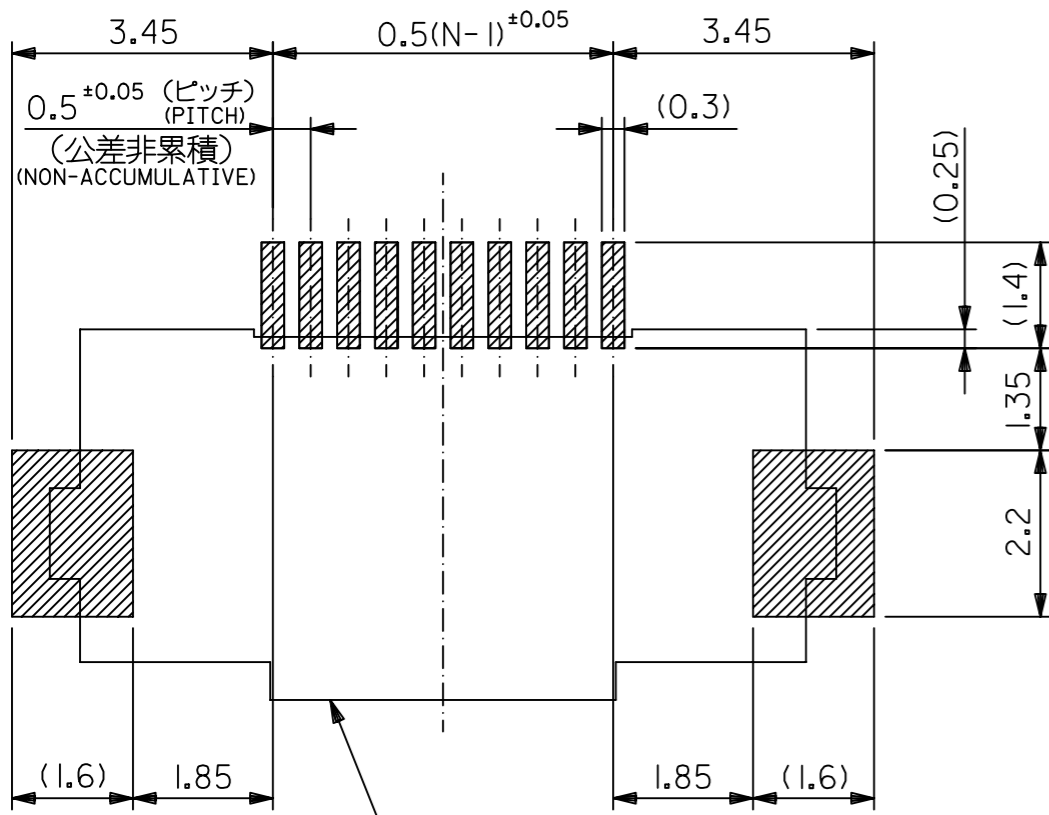
16.6	12.5	11.57	11.5	52892-2496	52892-2459	24
14.6	10.5	9.57	9.5	52892-2096	52892-2059	20
12.6	8.5	7.57	7.5	52892-1696	52892-1659	16
9.6	5.5	4.57	4.5	52892-1096	52892-1059	10
8.6	4.5	3.57	3.5	52892-0896	52892-0859	8
D	C	B	(A)	EMBOSSSED TAPE	MATERIAL NO.	CKT
				ORDER NO.	MODEL NO. 52892-*	59

THIS DRAWING CONTAINS INFORMATION THAT IS PROPRIETARY TO MOLEX ELECTRONIC TECHNOLOGIES, LLC AND SHOULD NOT BE USED WITHOUT WRITTEN PERMISSION

DIMENSION UNITS	SCALE	CURRENT REV DESC: REMOVED OBSOLETE PART NUMBER AS PER PCN#511695.	molex		
mm	---				
GENERAL TOLERANCES (UNLESS SPECIFIED)			0.5 FFC/FPC ZIF HSG ASSY		
ANGULAR TOL ± 3.0°			PRODUCT CUSTOMER DRAWING		
4 PLACES	± 0.2	EC NO: 730178	DOCUMENT NUMBER		
3 PLACES	± 0.2	DRWN: SANTHN	DOC TYPE		
2 PLACES	± 0.2	CHK'D: GGA	DOC PART		
1 PLACE	± 0.2	APPR: GGA	REVISION		
0 PLACES	± 0.2	INITIAL REVISION:	528921001		
DRAFT WHERE APPLICABLE MUST REMAIN WITHIN DIMENSIONS			PSD 000 A1		
THIRD ANGLE PROJECTION			MATERIAL NUMBER		
DRAWING			CUSTOMER		
SERIES			SHEET NUMBER		
A3-SIZE			SEE CHART		
52892			GENERAL		

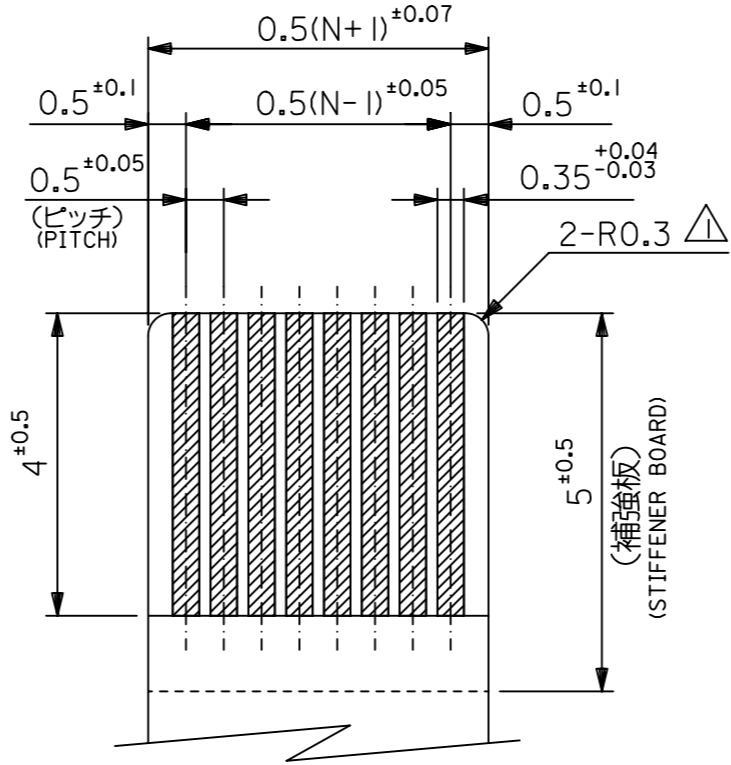
GENERAL TOLERANCES (UNLESS SPECIFIED)

10 UNDER	±0.2
10 OVER 30 UNDER	±0.25
30 OVER	±0.3

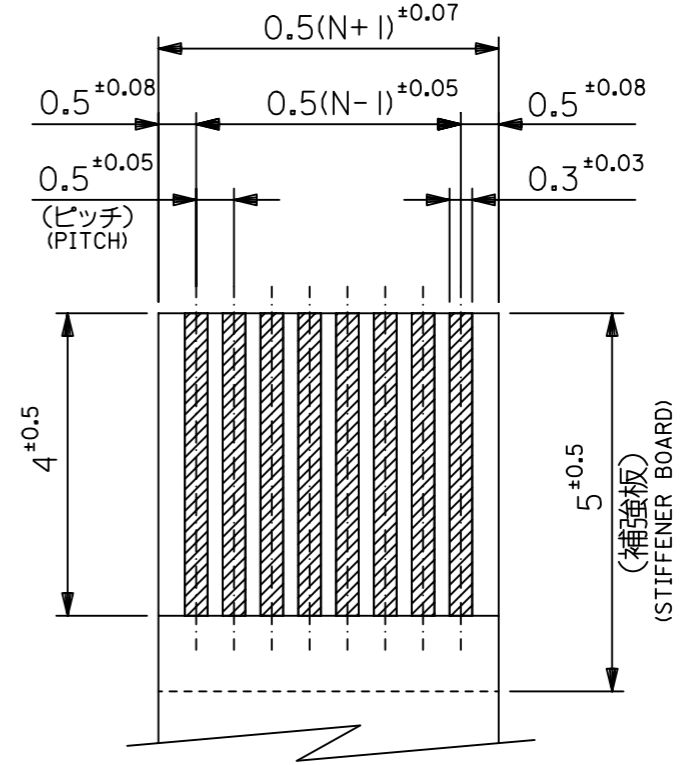


コネクタ位置
CONNECTOR POSITION

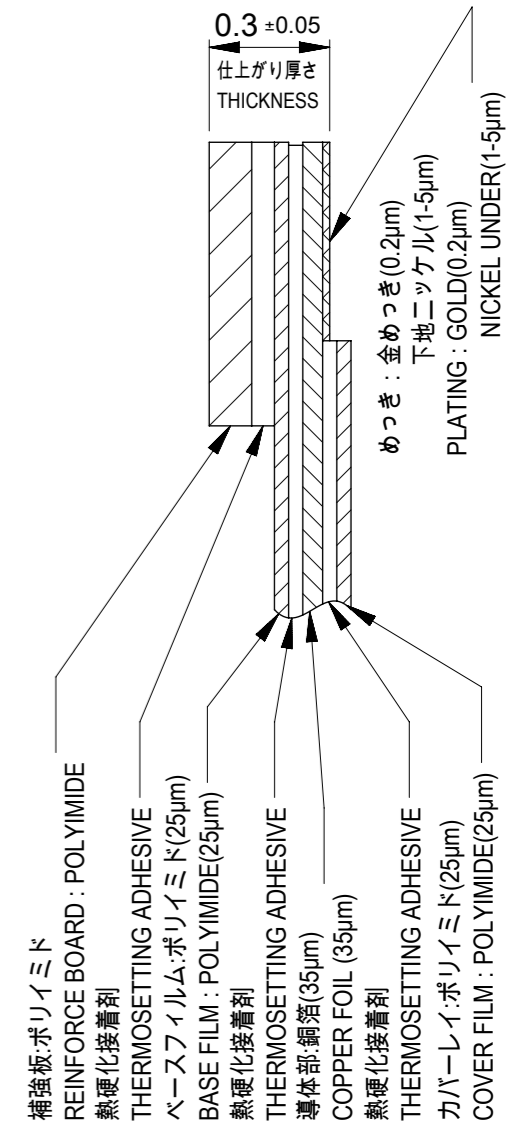
参考基板レイアウト
RECOMMENDED P.C.BOARD
PATTERN DIMENSION (REF.)
(マウント面)
(MOUNTING SIDE)



適合FPC推奨寸法
APPLICABLE FPC
RECOMMENDED DIMENSION
(仕上がり厚さ: 0.3 ±0.05)
(THICKNESS: 0.3 ±0.05)



適合FFC推奨寸法
APPLICABLE FFC
RECOMMENDED DIMENSION
(仕上がり厚さ: 0.3 ±0.05)
(THICKNESS: 0.3 ±0.05)



FPC構成推奨仕様
STRUCTURE OF FPC

注記 NOTES

- 1. R0.3はFPCの導体部にかからないこと。
R0.3 MUST NOT BE OVERLAPPED TO PATTERN OF FPC.
- 2. FPCについて ABOUT FPC :
打ち抜き方向は導体側から補強板側を推奨します。
導体部については軟箔銅35µmまたは50µmを推奨します。
補強フィルム材質はポリイミドを推奨します。ベースフィルムは25µmを推奨します。
接着剤は熱硬化接着剤を推奨します。
尚、接着剤の接点部への付着は導通不良の原因になりますので、染み出しが無い様、お願い致します。
RECOMMENDED PUNCHING DIRECTION : FROM CONDUCTOR SIDE TO STIFFENER SIDE
RECOMMENDED CONDUCTOR SPEC : SOFT COPPER FOIL
RECOMMENDED CONDUCTOR THICKNESS : 35 MICROMETER OR 50 MICROMETER
RECOMMENDED STIFFENER MATERIAL : POLYIMIDE
RECOMMENDED BASE FILM THICKNESS : 25 MICROMETER
RECOMMENDED ADHESIVE : THERMOSETTING ADHESIVE
NOTE : PLEASE PUT APPROPRIATE AMOUNT OF ADHESIVE ON ADHEREND BECAUSE THERE IS A POSSIBILITY THAT THE EXTRA ADHESIVE CAUSES THE DEFECT IN ELECTRICAL CONTINUITY.

THIS DRAWING CONTAINS INFORMATION THAT IS PROPRIETARY TO MOLEX ELECTRONIC TECHNOLOGIES, LLC AND SHOULD NOT BE USED WITHOUT WRITTEN PERMISSION		CURRENT REV DESC: REMOVED OBSOLETE PART NUMBER AS PER PCN#511695.		molex	
DIMENSION UNITS	SCALE	EC NO: 730178	2022/11/29		
mm	---	DRWN: SANTHN	2023/01/04	0.5 FFC/FPC ZIF HSG ASSY	
GENERAL TOLERANCES (UNLESS SPECIFIED)		CHK'D: GGA	2023/01/04	PRODUCT CUSTOMER DRAWING	
ANGULAR TOL ± 3.0°		APPR: GGA	2023/01/04	DOCUMENT NUMBER	
4 PLACES ± 0.2		INITIAL REVISION:		DOC TYPE	
3 PLACES ± 0.2		DRWN: YMIZUNO02		DOC PART	
2 PLACES ± 0.2		APPR: TKUSUHARA01		REVISION	
1 PLACE ± 0.2		2016/12/14		528921001	
0 PLACES ± 0.2		2016/12/20		PSD 000 A1	
DRAFT WHERE APPLICABLE MUST REMAIN WITHIN DIMENSIONS		THIRD ANGLE PROJECTION	DRAWING	SERIES	MATERIAL NUMBER
		⊕ ⊖	A3-SIZE	52892	CUSTOMER
					GENERAL
					SHEET NUMBER
					2 OF 2