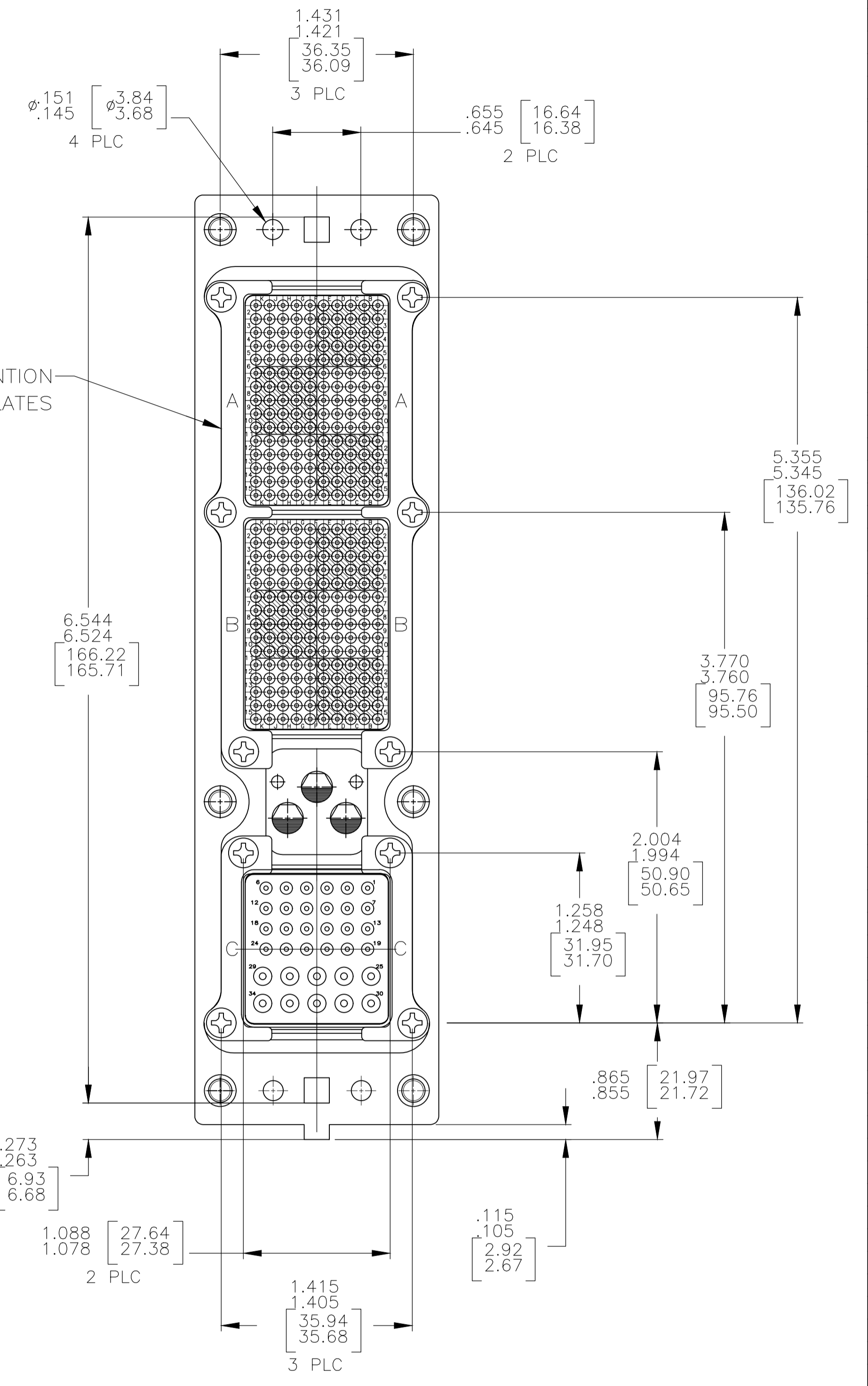
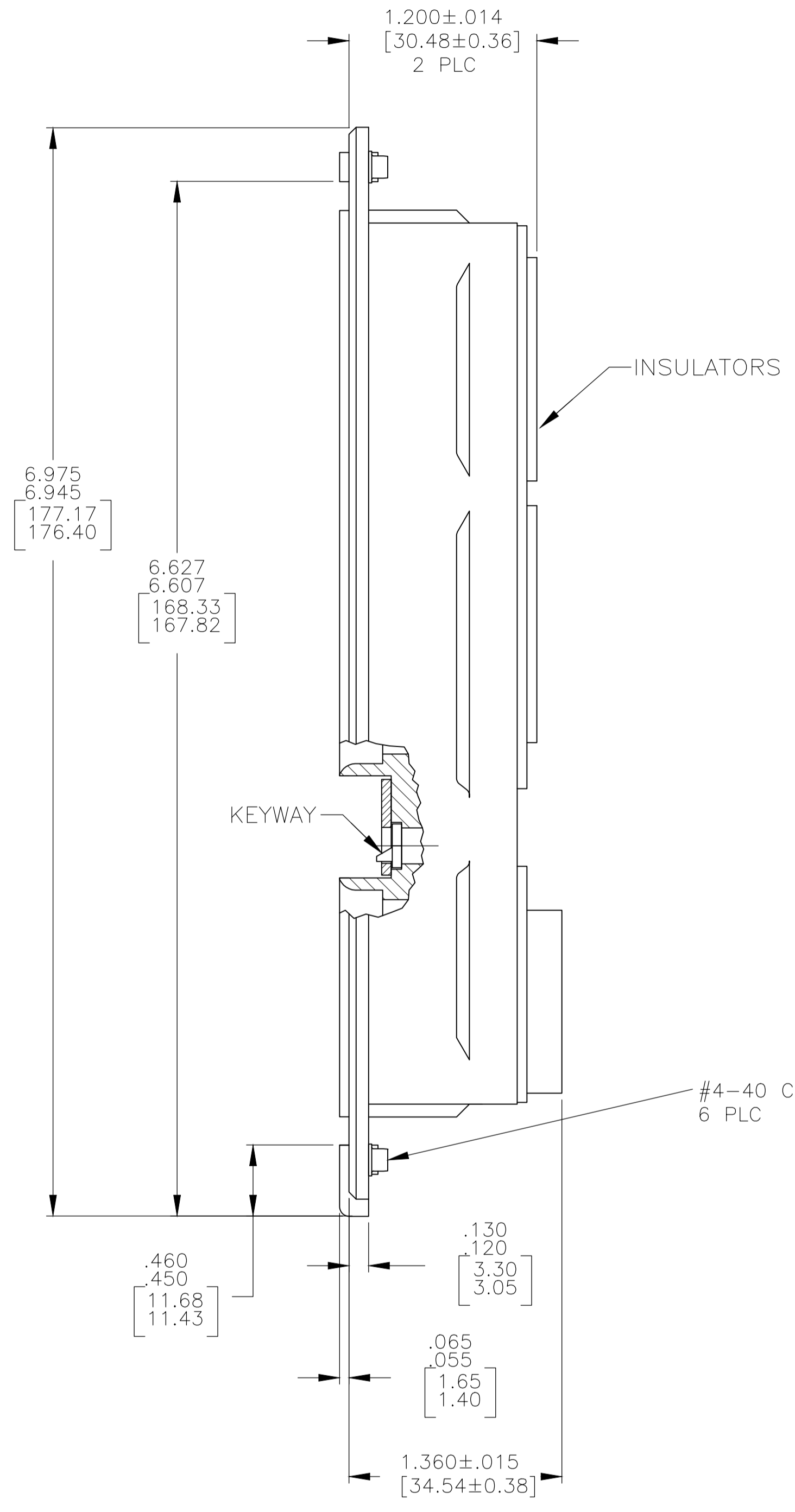
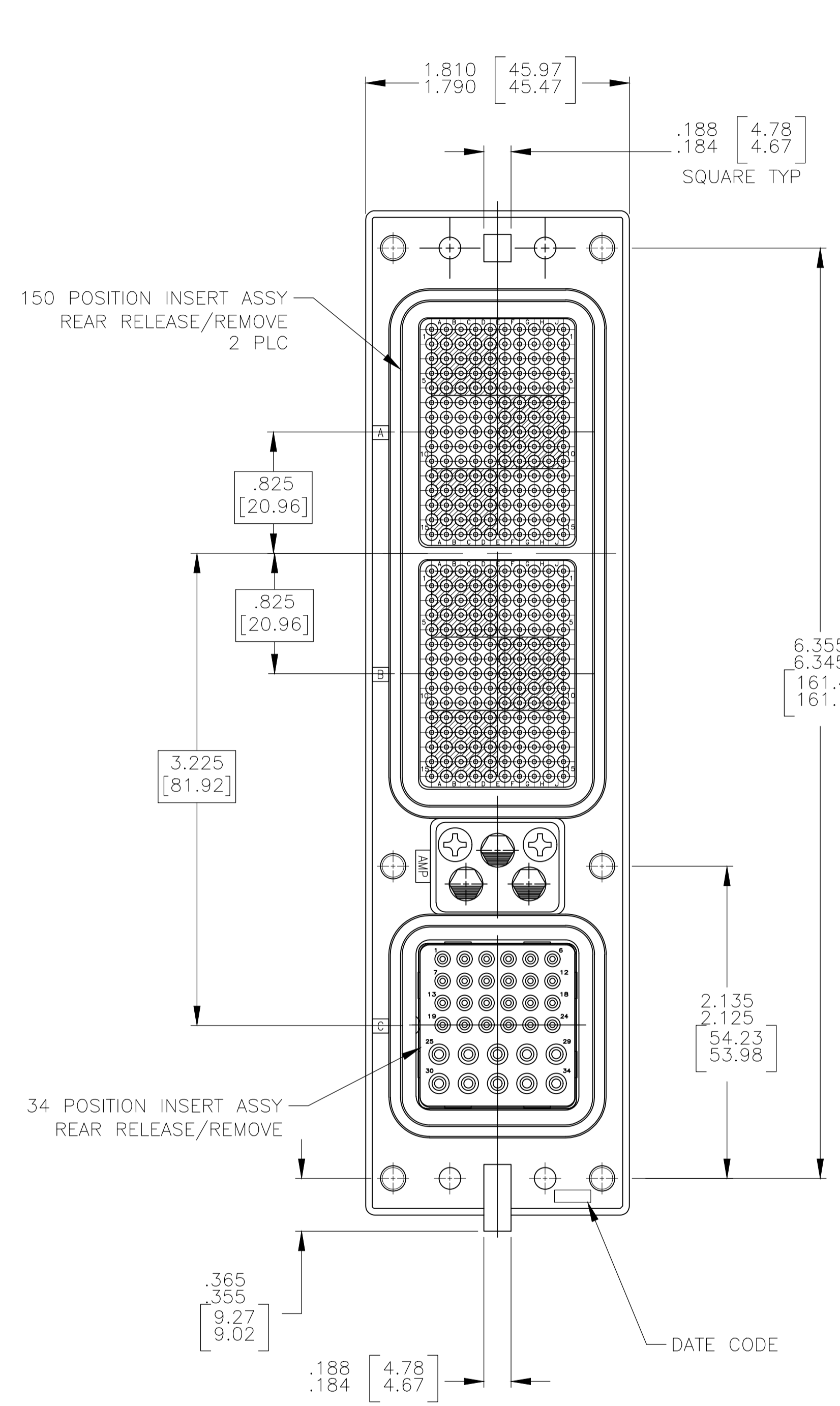


REVISIONS					
P	LTR	DESCRIPTION	DATE	DMN	APVD
B		REVISED PER ECO-17-018523	19JAN2018	PHM	CT



- CONNECTOR DIMENSIONS ARE PER ARINC 600 SPECIFICATION
  - FOLLOWING CONTACTS ARE INCLUDED AND NOT LOADED:  
 SIZE 22 CRIMP SOCKET CONTACT: AMP P/N 208264-2; QTY: 300  
 SIZE 20 CRIMP PIN CONTACT: AMP P/N 208265-3; QTY: 24  
 SIZE 16 CRIMP PIN CONTACT: AMP P/N 208268-3; QTY: 10
- KEYING SHOWN IN POSITION "01" FOR REFERENCE ONLY. SEE TABLE FOR KEYING POSITION. FOR POSITION "00" KEYING SHIPPED UNASSEMBLED.

COMPONENT	MATERIAL	FINISH
SHELL	DIE CAST ALUMINUM PER ASTM-B-85	CHROMATE CONVERSION PER MIL-C-5541, TYPE II, CLASS 3
INSERT RETENTION PLATES	ALUMINUM ALLOY PER ASTM-B-209	CHROMATE CONVERSION PER MIL-C-5541, TYPE II, CLASS 3
SCREWS	STEEL OR STAINLESS STEEL	STAINLESS STEEL OR PASSIVATED
POLARIZING KEYS	ZINC ALLOY PER ASTM-B-86	-
POLARIZING KEY RETAINING PLATE	ALUMINUM ALLOY PER ASTM-B-209	BLUE ANODIZED PER MIL-A-8625
INSERTS	THERMOSET OR THERMOPLASTIC PPS PER MIL-M-24519	-

NIC66G85A01SB0	"01"	1883936-1
DESCRIPTIVE NUMBER	KEYING POSITION	PART NUMBER

THIS DRAWING IS A CONTROLLED DOCUMENT.

DIMENSIONS: INCHES	TOLERANCES UNLESS OTHERWISE SPECIFIED:	0 PLC ± -	1 PLC ± -	2 PLC ± -	3 PLC ± -	4 PLC ± -	ANGLES ± -
MATERIAL SEE TABLE	FINISH SEE TABLE	WEIGHT	SIZE	CAGE CODE	DRAWING NO	RESTRICTED TO	
			A1	00779	1883936		

CUSTOMER DRAWING SCALE 1.5:1 SHEET 1 OF 1 REV B