

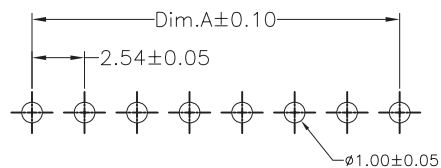
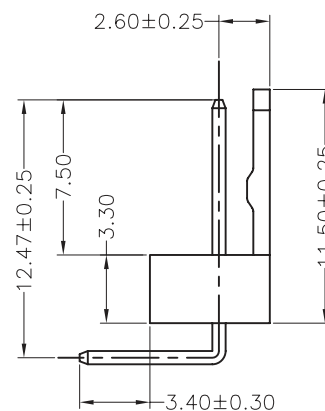
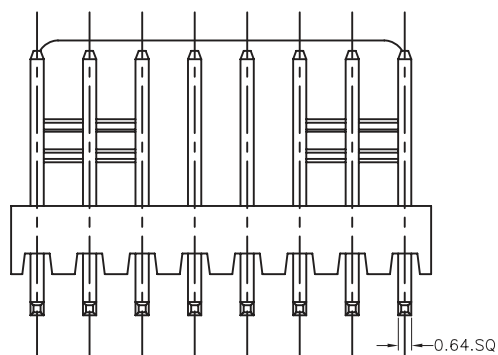
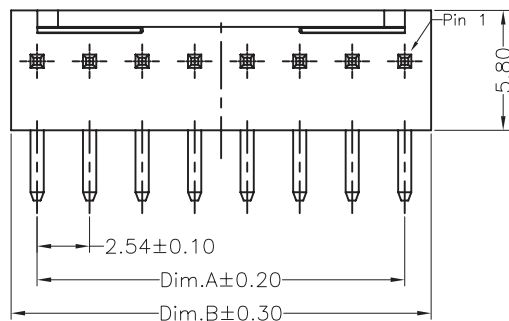
1

2

3

4

5



PCB LAYOUT - COMPONENT VIEW

TECHNICAL CHARACTERISTICS

MATERIAL
 INSULATOR: NYLON 66
 FLAMABILITY RATING: UL94-V0
 COLOR: BEIGE
 CONTACT MATERIAL: COPPER ALLOY
 CONTACT TYPE: STAMPED
 CONTACT PLATING: TIN
 QUALITY CLASS: 25 MATING CYCLES
 PITCH: 2.54MM

ENVIRONMENTAL
 OPERATING TEMPERATURE: -40 UP TO 105°C
 COMPLIANCE: LEAD FREE AND ROHS

ELECTRICAL
 CURRENT RATING: 3A
 WORKING VOLTAGE: 250V AC
 INSULATOR RESISTANCE: >1000 MOHM
 DIELECTRIC WITHSTANDING VOLTAGE: 1000V AC/MN
 CONTACT RESISTANCE: 20 mOHM MAX

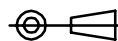
SOLDERING
 SOLDER TEMP.: JEDEC LEAD FREE WAVE SOLDERING

PACKAGING
 BAG

DIMENSION
 A = 2.54 x (NB. PIN - 1)
 B = 2.54 x (NB. PIN)

RoHS Compliant

PROJECTION:



GENERAL TOLERANCE

.X = +/- 0.2

.XX = +/- 0.15



APPROVAL: RJ

UNIT: MM

SCALE:

SHEET: 1/1

DRAW: PEARL

DESCRIPTION: 2.54 MM MALE RIGHT ANGLED TOP LOCKING HEADER

WERI PART NO: 6190xx19521

SIZE

A4

G							
F							
E							
D							
C	06-AUG-13	CHARACTERISTIC	QL				
B	26-MAR-09	NEW DRAW	JP				
A	05-DEC-07	PDF	EC				
REV	DATE	FILE	BY				