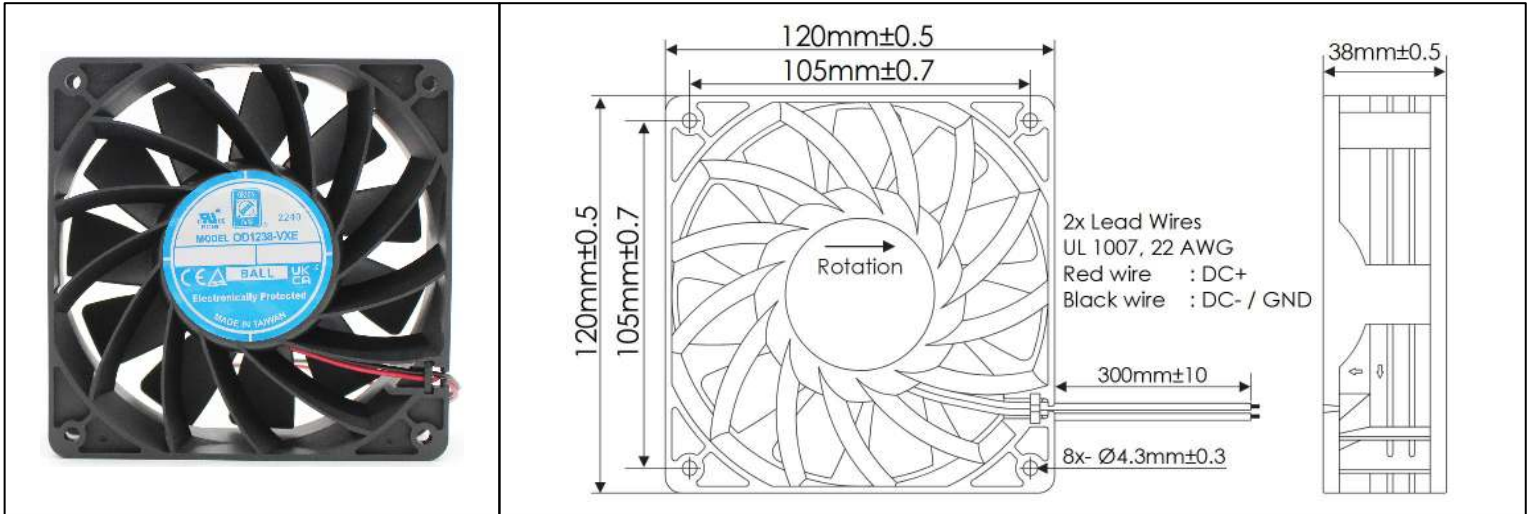


# OD1238 VXE Series



DC Fans - 12, 24, 48V  
120mm x 38mm (4.7" x 1.5")



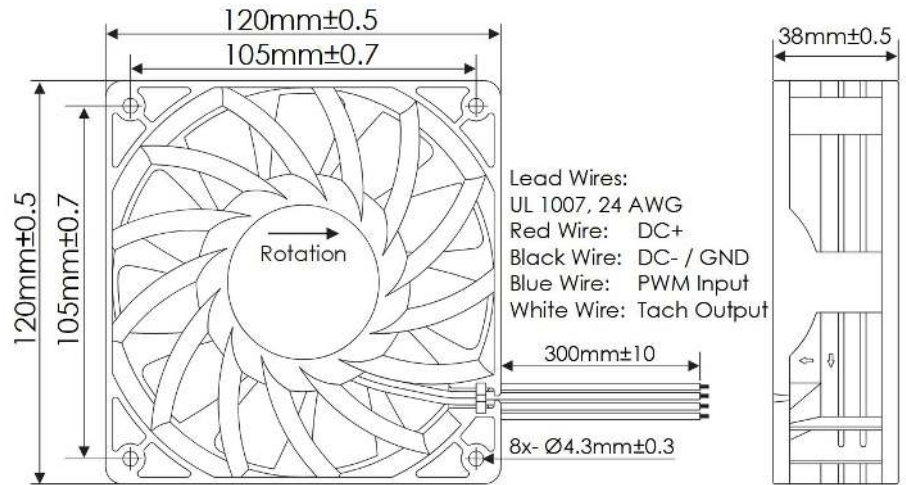
<b>Frame</b>	PBT, UL94 V-0 Plastic	<b>Operating Temperature</b> -20°C ~ +65°C  <b>Storage Temperature</b> -25°C ~ +70°C  <b>Life Expectancy</b> 70,000 Hours (L10 at 40°C)  <b>Available Options</b> Tachometer Output Alarm Output PWM Speed Control Input Temperature Speed Control IP Ratings  Weight: 0.70 lbs	
<b>Impeller</b>	PBT, UL94 V-0 Plastic		
<b>Connection</b>	2x Lead Wires, 22 AWG		
<b>Motor</b>	Brushless DC, Auto Cutoff, Auto Restart, Polarity Protected, Electronically Protected		
<b>Bearing System</b>	Ball Bearings		
<b>Dielectric Strength</b>	500VDC/min, <1mA		
<b>Insulation Resistance</b>	≥10MΩ @ 500 VDC		

Part Number	Rated Voltage (Volts DC)	Voltage Range (Volts DC)	Input Power (Watts)	Rated Current (Amps)	Rated Speed (RPM)	Max Airflow (CFM)	Noise Level (dBA)	Max Static Pressure ("H <sub>2</sub> O)
OD1238-12HBVXE	12	9 ~ 13.8	46.3	3.80	4925	235.5	60.6	1.6
OD1238-12MBVXE	12	9 ~ 13.8	34.2	2.80	4450	215.0	58.2	1.3
OD1238-24HHBVXE	24	16 ~ 26	60.0	2.45	5475	258.8	62.3	1.9
OD1238-24HBVXE	24	16 ~ 26	46.3	1.90	4925	235.5	60.4	1.6
OD1238-24MBVXE	24	16 ~ 26	34.2	1.40	4450	215.0	58.2	1.3
OD1238-48H3BVXE	48	30 ~ 52	77.7	1.60	5980	285.2	64.6	2.3
OD1238-48HHBVXE	48	30 ~ 52	56.4	1.15	5475	258.8	62.3	1.9
OD1238-48HBVXE	48	30 ~ 52	45.1	0.90	4925	235.5	60.4	1.6
OD1238-48MBVXE	48	30 ~ 52	34.2	0.70	4450	215.0	58.2	1.3

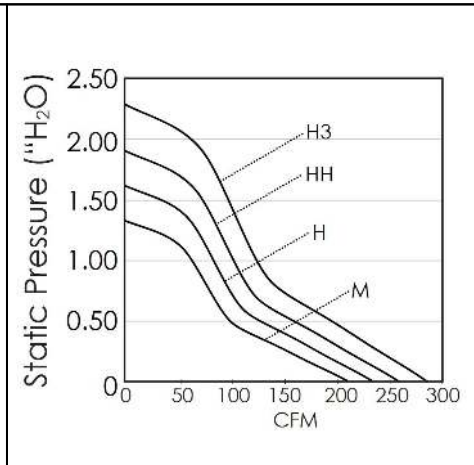
# OD1238 VXE Series with PWM and Tach



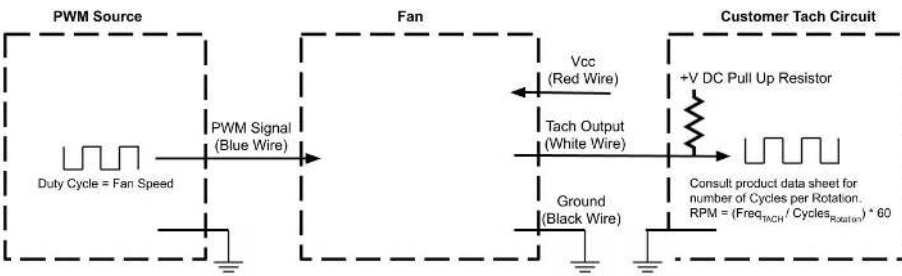
DC Fans - 12, 24, 48V  
120mm x 38mm (4.7" x 1.5")



Frame	PBT, UL94 V-0 Plastic	<b>Operating Temperature</b> -20°C ~ +65°C
Impeller	PBT, UL94 V-0 Plastic	
Connection	4x Lead Wires, 24 AWG	<b>Storage Temperature</b> -25°C ~ +70°C
Motor	Brushless DC, Auto Cutoff, Auto Restart, Polarity Protected, Electronically Protected	
Bearing System	Ball Bearings	<b>Life Expectancy</b> 70,000 Hours (L10 at 40°C)
Dielectric Strength	500VDC/min, <1mA	
Insulation Resistance	≥10MΩ @ 500 VDC	<b>Installed Options</b> PWM Speed Control Input Open Collector Tach Output <b>Available Options</b> 5V TTL Tach Output IP Ratings



Part Number	Rated Voltage (Volts DC)	Voltage Range (Volts DC)	Input Power (Watts)	Rated Current (Amps)	Rated Speed (RPM)	Max Airflow (CFM)	Noise Level (dBA)	Max Static Pressure ("H <sub>2</sub> O)
OD1238-12HBVXE10A	12	9 ~ 13.8	46.3	3.80	4925	235.5	60.6	1.6
OD1238-12MBVXE10A	12	9 ~ 13.8	34.2	2.80	4450	215.0	58.2	1.3
OD1238-24HHBVXE10A	24	16 ~ 26	60.0	2.45	5475	258.8	62.3	1.9
OD1238-24HBVXE10A	24	16 ~ 26	46.3	1.90	4925	235.5	60.4	1.6
OD1238-24MBVXE10A	24	16 ~ 26	34.2	1.40	4450	215.0	58.2	1.3
OD1238-48H3BVXE10A	48	30 ~ 52	77.7	1.60	5980	285.2	64.6	2.3
OD1238-48HHBVXE10A	48	30 ~ 52	56.4	1.15	5475	258.8	62.3	1.9
OD1238-48HBVXE10A	48	30 ~ 52	45.1	0.90	4925	235.5	60.4	1.6
OD1238-48MBVXE10A	48	30 ~ 52	34.2	0.70	4450	215.0	58.2	1.3

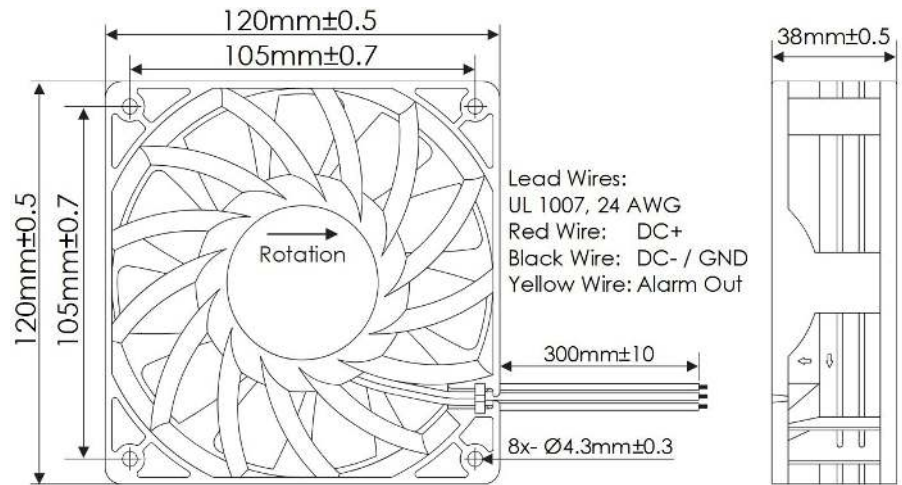


- Tach Max Pullup Voltage:
  - Tach Max Sink Current:
  - Tach LOW Voltage Level:
  - Tach Cycles per Rotation:
  - PWM Max High Voltage:
  - PWM Max Sink Current:
  - PWM Frequency Range:
  - PWM Typical Frequency:
  - RPM at 0% Duty Cycle:
  - RPM will be full speed if PWM input is disconnected.
  - RPM will be 0 RPM if PWM input is grounded.
- Fan Vcc: 5mA  
 ≤0.5V DC

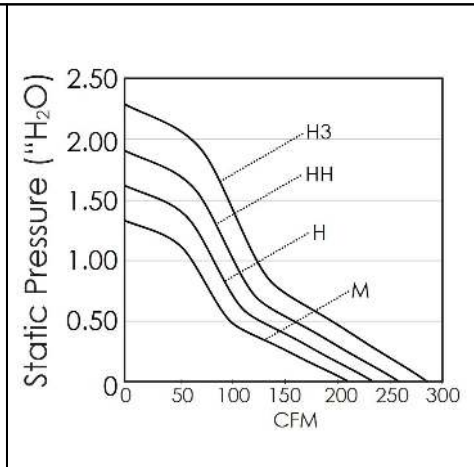
# OD1238 VXE Series with Alarm



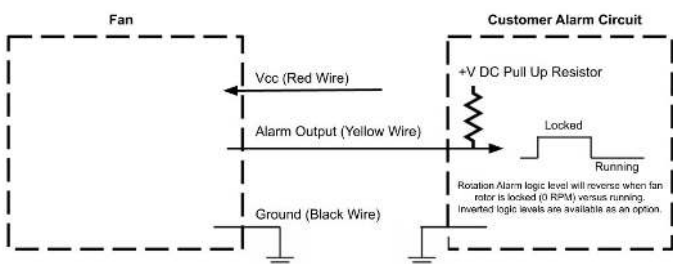
DC Fans - 12, 24, 48V  
120mm x 38mm (4.7" x 1.5")



Frame	PBT, UL94 V-0 Plastic	Operating Temperature -20°C ~ +65°C
Impeller	PBT, UL94 V-0 Plastic	
Connection	3x Lead Wires, 24 AWG	Storage Temperature -25°C ~ +70°C
Motor	Brushless DC, Auto Cutoff, Auto Restart, Polarity Protected, Electronically Protected	
Bearing System	Ball Bearings	Life Expectancy 70,000 Hours (L10 at 40°C)
Dielectric Strength	500VDC/min, <1mA	
Insulation Resistance	≥10MΩ @ 500 VDC	Installed Options Open Collector Alarm Output Available Options TTL 5V Alarm Output Inverted Alarm State IP Ratings
		Weight: 0.70 lbs



Part Number	Rated Voltage (Volts DC)	Voltage Range (Volts DC)	Input Power (Watts)	Rated Current (Amps)	Rated Speed (RPM)	Max Airflow (CFM)	Noise Level (dBA)	Max Static Pressure ("H <sub>2</sub> O)
OD1238-12HBVXE02A	12	9 ~ 13.8	46.3	3.80	4925	235.5	60.6	1.6
OD1238-12MBVXE02A	12	9 ~ 13.8	34.2	2.80	4450	215.0	58.2	1.3
OD1238-24HHBVXE02A	24	16 ~ 26	60.0	2.45	5475	258.8	62.3	1.9
OD1238-24HBVXE02A	24	16 ~ 26	46.3	1.90	4925	235.5	60.4	1.6
OD1238-24MBVXE02A	24	16 ~ 26	34.2	1.40	4450	215.0	58.2	1.3
OD1238-48H3BVXE02A	48	30 ~ 52	77.7	1.60	5980	285.2	64.6	2.3
OD1238-48HHBVXE02A	48	30 ~ 52	56.4	1.15	5475	258.8	62.3	1.9
OD1238-48HBVXE02A	48	30 ~ 52	45.1	0.90	4925	235.5	60.4	1.6
OD1238-48MBVXE02A	48	30 ~ 52	34.2	0.70	4450	215.0	58.2	1.3



Alarm Max Pullup Voltage: Fan Vcc  
 Alarm Max Sink Current: 5mA  
 Alarm Active Locked Rotor State: HIGH