

IB ST 24 DI 16/4


Order No.: 2754338

The illustration shows version IB ST 24 BDI 16/4

<http://eshop.phoenixcontact.de/phoenix/treeViewClick.do?UID=2754338>

INTERBUS-ST digital input module, 16 inputs, 24 V DC, 4-wire connection method, IP20 protection, consisting of: Terminal part with screw connection and module electronics

Commercial data

GTIN (EAN)	 4 017918 063092
sales group	K401
Pack	1 pcs.
Customs tariff	85389091
Catalog page information	Page 338 (AX-2009)

Product notes

WEEE/RoHS-compliant since:
09/21/2010



<http://www.download.phoenixcontact.com>
Please note that the data given here has been taken from the online catalog. For comprehensive information and data, please refer to the user documentation. The General Terms and Conditions of Use apply to Internet downloads.

Product description

INTERBUS ST digital input modules

The digital INTERBUS input modules are designed for the connection of digital control signals, such as those generated by switches, limit switches, electronic proximity switches, and photoelectric switches.

The scope of functions provided by the standard models covers the majority of applications.

All the typical advantages of INTERBUS ST handling, such as multi-wire connection method and plug-in electronics are available.

Technical data

Interface

Fieldbus system	Lokalbus
Name	ST local bus
Type of connection	ST local bus connector

Digital inputs

Input name	Digital inputs
Type of connection	Screw connection
Connection method	4-wire
Number of inputs	16
Typical response time	3 ms (typical)
Input voltage	24 V DC
Input voltage range "0" signal	-30 V DC ... 5 V DC
Input voltage range "1" signal	13 V DC ... 30 V DC
Nominal input current at U_{IN}	Typ. 7 mA (per channel)

Power supply for module electronics

Supply voltage	24 V DC
Supply voltage range	20 V DC ... 30 V DC (including ripple)
Ripple	3.6 V _{pp} within the allowable voltage range
Current consumption	Typ. 100 mA
Communications power U_L	9 V DC
Current consumption	max. 100 mA

General data

Width	118 mm
Height	117 mm
Depth	116 mm
Weight	740 g
Mounting type	DIN rail
Ambient temperature (operation)	0 °C ... 55 °C
Ambient temperature (storage/transport)	-20 °C ... 70 °C
Permissible humidity (operation)	75 % (on average, 85% infrequently, no condensation)

Permissible humidity (storage/transport)	75 % (on average, 85% infrequently, no condensation)
Air pressure (operation)	80 kPa ... 108 kPa (up to 2000 m above mean sea level)
Air pressure (storage/transport)	80 kPa ... 108 kPa (up to 2000 m above mean sea level)
Degree of protection	IP20
Protection class	III, IEC 61140, EN 61140, VDE 0140-1
Test section	Bus logic / I/O 500 V AC 50 Hz 1 min
	Ground conductor / I/O 500 V AC 50 Hz 1 min
	Supply voltage logic / I/O 500 V AC 50 Hz 1 min

Certificates / Approvals



Certification

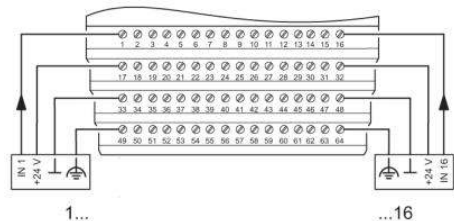
CUL, GOST, UL

Accessories

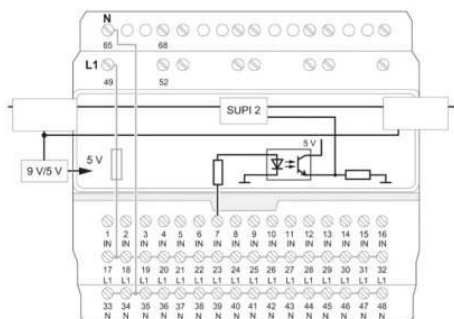
Item	Designation	Description
Bridges		
2836269	EB 84 IB ST BU	Insertion bridges, divisible, isolated comb spine, color blue, 84-pos.
2836272	EB 84 IB ST RD	Insertion bridges, divisible, isolated comb spine, color red, 84-pos.
Cable/conductor		
2836492	IB ST LBC	Spare local bus cable, for INTERBUS-ST modules
Fuse		
2806600	IBS TR5 1AT	Replacement fuse for INTERBUS-ST module
Replacement clamping part		
2755007	IB STTB 24 DI 16/4	Replacement clamping part for IB ST 24 DI 16/4
Replacement module electronics		
2754396	IB STME 24 DI 16/4	Replacement module electronics for IB ST (ZF) 24 DI 16/4

Diagrams/Drawings

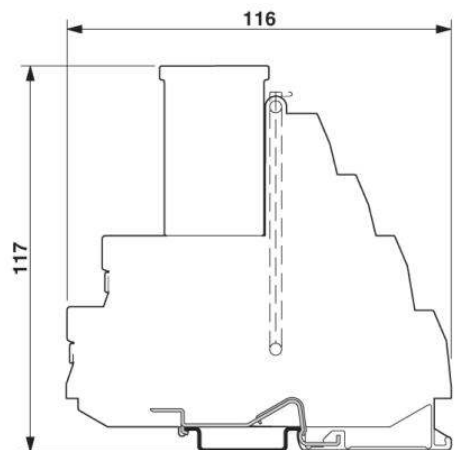
Connection diagram



Block diagram



Dimensioned drawing



Address

PHOENIX CONTACT Deutschland GmbH
Flachmarktstr. 8
32825 Blomberg, Germany
Phone +49 5235 3 12000
Fax +49 5235 3 41200
<http://www.phoenixcontact.de>



© 2011 Phoenix Contact
Technical modifications reserved;