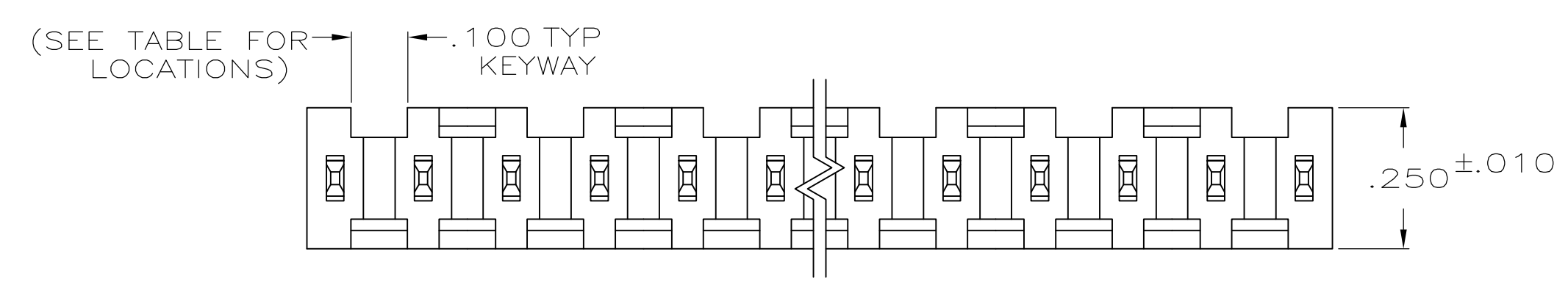
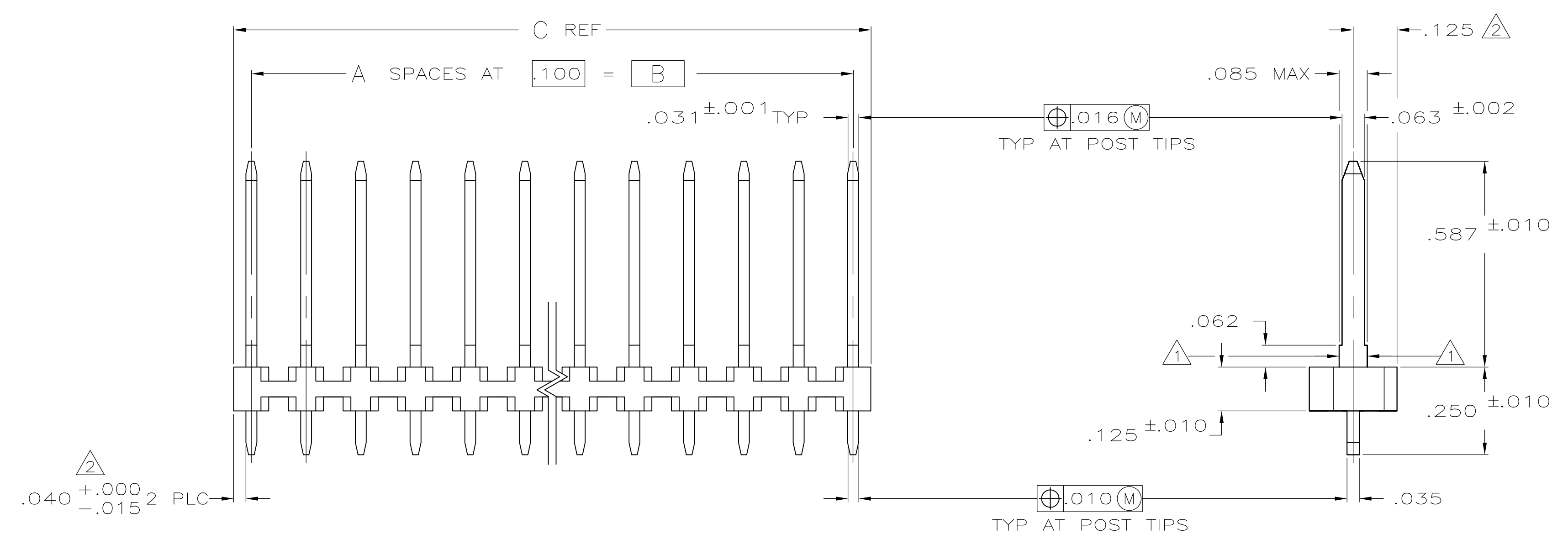



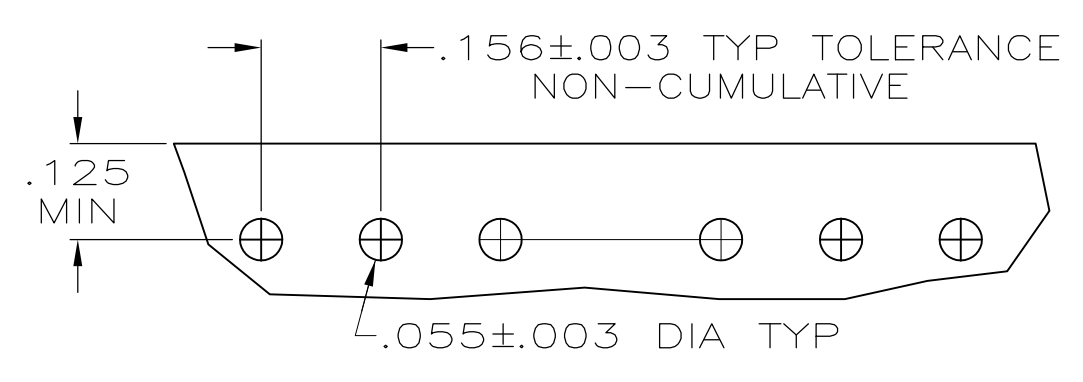
LOC		DIST		REVISIONS			
P	LTR	DESCRIPTION	DATE	DMN	APVO		
U1	ECO-07-000917		12SEP07	MB	NE		
U2	REVISED PER ECO-09-020774		24AUG09	KK	AEG		



- ① THESE SURFACES WILL NOT BE PLATED
- ② THE NOTED DIMENSIONS APPLY AT THE INTERSECTION OF THE POST AND THE HOUSING
- ③ .000100-.000200 BRIGHT TIN-LEAD OVER .000030 NICKEL.
- ④ .000100-.000200 BRIGHT TIN OVER .000030 NICKEL.
- ⑤ ROHS 2002/95/EC COMPLIANT
- ⑥ OBSOLETE PARTS: OBSOLETE CIS STREAMLINING PER D.RENAUD/D.SINISI



FINISH	KEYWAY LOCATIONS	NO OF KEYWAY	C	B	A	NO OF POSN	ASSEMBLY PART NUMBER
④	A,C,E,H,K,M,Q,S,U,W,Y	11	3.855	3.744	24	25	7-87267-5
④	A,C,E,G,J,L,N,Q,S,U,W,Y	12	3.699	3.588	23	24	7-87267-4
④	A,D,G,K,N,R,U,X	8	3.543	3.432	22	23	7-87267-3
④	A,C,E,G,J,L,N,Q,S,U,W	11	3.387	3.276	21	22	7-87267-2
④	A,D,G,K,N,R,U	7	3.231	3.120	20	21	7-87267-1
④	A,C,E,G,J,L,N,Q,S,U	10	3.075	2.964	19	20	7-87267-0
④	B,D,F,J,L,N,Q,S	8	2.919	2.808	18	19	6-87262-9
④	A,D,F,J,M,P,S	7	2.763	2.652	17	18	6-87262-8
④	A,D,G,K,N,R	6	2.607	2.496	16	17	6-87262-7
④	A,C,E,G,J,L,N,Q	8	2.451	2.340	15	16	6-87262-6
④	A,D,G,K,N	5	2.295	2.184	14	15	6-87262-5
④	A,C,E,G,J,L,N	7	2.139	2.028	13	14	6-87262-4
④	A,D,J,M	4	1.983	1.872	12	13	6-87262-3
④	A,C,E,G,J,L	6	1.827	1.716	11	12	6-87262-2
④	A,D,G,K	4	1.671	1.560	10	11	6-87262-1
④	A,C,E,G,J	5	1.515	1.404	9	10	6-87262-0
④	A,D,G	3	1.359	1.248	8	9	5-87262-9
④	A,C,E	3	.891	.780	5	6	5-87262-6
④	A,D	2	.735	.624	4	5	5-87262-5
④	A,C	2	.579	.468	3	4	5-87262-4
④	A	1	.423	.312	2	3	5-87262-3
④	A	1	.267	.156	1	2	5-87262-2
④	-	-	.111	-	-	1	5-87262-1
④	A,C,E,G	4	1.203	1.092	7	8	2-87262-6
⑥ OBSOLETE	A,C,E,H,K,M,Q,S,U,W,Y	11	3.855	3.744	24	25	2-87262-5
⑥ OBSOLETE	A,C,E,G,J,L,N,Q,S,U,W,Y	12	3.699	3.588	23	24	2-87262-4
⑥ OBSOLETE	A,D,G,K,N,R,U,X	8	3.543	3.432	22	23	2-87262-3
⑥ OBSOLETE	A,C,E,G,J,L,N,Q,S,U,W	11	3.387	3.276	21	22	2-87262-2
⑥ OBSOLETE	A,D,G,K,N,R,U	7	3.231	3.120	20	21	2-87262-1
⑥ OBSOLETE	A,C,E,G,J,L,N,Q,S,U	10	3.075	2.964	19	20	2-87262-0
⑥ OBSOLETE	B,D,F,J,L,N,Q,S	8	2.919	2.808	18	19	1-87262-9
⑥ OBSOLETE	A,D,F,J,M,P,S	7	2.763	2.652	17	18	1-87262-8
⑥ OBSOLETE	A,D,G,K,N,R	6	2.607	2.496	16	17	1-87262-7
⑥ OBSOLETE	A,C,E,G,J,L,N,Q	8	2.451	2.340	15	16	1-87262-6
⑥ OBSOLETE	A,D,G,K,N	5	2.295	2.184	14	15	1-87262-5
⑥ OBSOLETE	A,C,E,G,J,L,N	7	2.139	2.028	13	14	1-87262-4
⑥ OBSOLETE	A,D,J,M	4	1.983	1.872	12	13	1-87262-3
⑥ OBSOLETE	A,C,E,G,J,L	6	1.827	1.716	11	12	1-87262-2
⑥ OBSOLETE	A,D,G,K	4	1.671	1.560	10	11	1-87262-1
⑥ OBSOLETE	A,C,E,G,J	5	1.515	1.404	9	10	1-87262-0
⑥ OBSOLETE	A,D,G	3	1.359	1.248	8	9	87262-9
⑥ OBSOLETE	A,C,E,G	4	1.203	1.092	7	8	87262-8
⑥ OBSOLETE	A,C,E	3	1.047	.936	6	7	87262-7
⑥ OBSOLETE	A,C,E	3	.891	.780	5	6	87262-6
⑥ OBSOLETE	A,D	2	.735	.624	4	5	87262-5
⑥ OBSOLETE	A,C	2	.579	.468	3	4	87262-4
⑥ OBSOLETE	A	1	.423	.312	2	3	87262-3
⑥ OBSOLETE	A	1	.267	.156	1	2	87262-2
⑥ OBSOLETE	-	-	.111	-	-	1	87262-1



KEYWAY LOCATIONS (REF-SEE TABLE)
 (MATING LENGTH OF POST ON NEAR SIDE)
 SCALE: 2:1

THIS DRAWING IS A CONTROLLED DOCUMENT.

DIMENSIONS: INCHES. TOLERANCES UNLESS OTHERWISE SPECIFIED:
 0 PLC ± -
 1 PLC ± -
 2 PLC ± -
 3 PLC ± .005
 4 PLC ± -
 ANGLES ± -

MATERIAL HOUSING - FLAME FINISH SEE TABLE

APPROVED: L. A. MAYER (4-15-87), P. de Jong (5-19-87), J. SCHIEFFER (5-19-87)

PRODUCT SPEC: 108-25016

APPLICATION SPEC: -

SIZE: A1, CASE CODE: 00779, DRAWING NO: 87262

RESTRICTED TO: -

CUSTOMER DRAWING, SCALE: 4:1, SHEET 1 OF 1, REV. U2