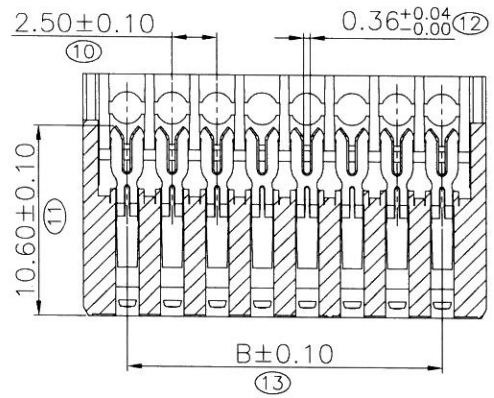
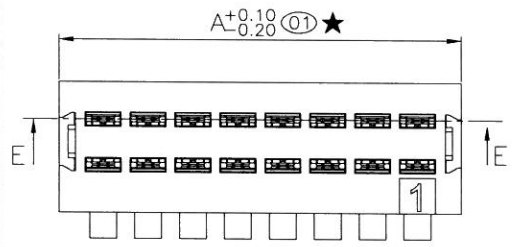
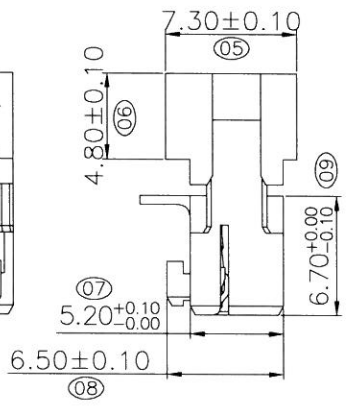
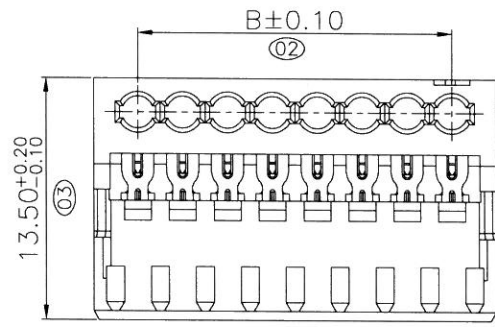


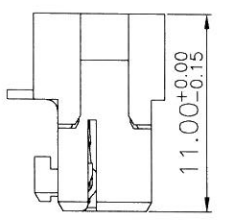
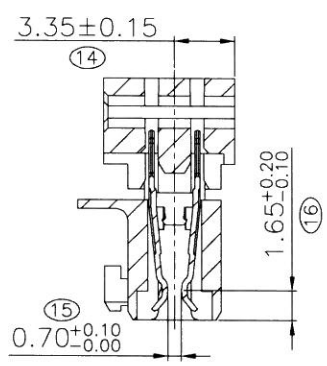
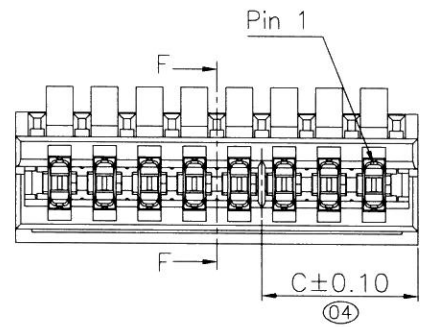
Shipping Arrangement: 50 sets per strip
Shipped in carton box



SECTION E-E



SECTION F-F



Fully Loaded

REV.	LOCAS.	DESCRIPTION	DATE	DRAWN
A	NEW	INTERIM INITIAL RELEASE.	2021.12.15	彭奕敏
B	▲	Added compartment code	2022.04.11	彭奕敏

Specifications
 Current Rating:2.0Amp
 Insulation Resistance:1000MΩMin.
 Dielectric Withstanding Voltage:500VAC
 Contact Resistance:10mΩMax.
 Operating Temperature:-40°C to +130°C
 Materials
 Contact Material:Phosphor Bronze
 Insulator Material:Thermoplastic,
 UL 94V-0 PBT or the equivalent material
 ☆All materials must meet Greenconn
 hazardous substances control standards.
 "★": Critical Characteristics.
 indicates product characteristics, functionalities,
 and manufacturing processes regarding to
 customer's specifications
 "☆": Safety Features
 indicates product characteristics, functionalities,
 and manufacturing processes complying to
 legal regulations stated by local government

Pin NO.	A	B	Spacer bar	C
02	7.40	2.50	00	
03	9.90	5.00	12	3.70
04	12.40	7.50	23	6.20
05	14.90	10.00	34	8.70
06	17.40	12.50	45	11.20
07	19.90	15.00	56	13.70
08	22.40	17.50	67	16.20
09	24.90	20.00	78	18.70
10	27.40	22.50	▲89	21.20
11	29.90	25.00	9A	23.70
12	32.40	27.50	AB	26.20
13	34.90	30.00	BC	28.70
14	37.40	32.50	CD	31.20
15	39.90	35.00	DE	33.70
16	42.40	37.50	EF	36.20
17	44.90	40.00	FG	38.70
			GH	41.20

Greenconn
 Website: www.greenconn.com
 E-mail: sales@greenconn.com

3RD.ANG PROJ.

 PAGE. 1/2

GENERAL TOLERANCE	
X.±5.0°	X.±0.30
.X'±3.0°	.X±0.25
.XX'±2.0°	.XX±0.15
.XXX'±1.0°	.XXX±0.10

DESIGNED: 彭奕敏 DATE: 2022.04.11
 CHECKED: 刘先平 DATE: 2022.4.12
 APPROVED: [Signature] DATE: 2022.04.13

DWG. NO. CSGA105-CAAXX
 PART NO. CSGA105-XXXXAAXX4AX

TITLE. RASTLink 2.5mm Single Row Female Connector

Ordering Information

REV.	LOCAS.	DESCRIPTION	DATE	DRAWN
A	NEW	INTERIM INITIAL RELEASE.	2021.12.15	彭奕敏
B	△	Added compartment code	2022.04.11	彭奕敏

C SGA105 - XX XX A A XX A 4 A X

No. Of Pins Per Row
02~17

Standard Plating
97=100~200u" Bright
tin over
50~100u" Ni
underplate overall.

Spacer bar Code explanation:
00: No keying
12: Keying between pin 1 and pin 2
23: Keying between pin 2 and pin 3
...and so on
(When the pin number is above 10, use the
letters A, B, C...
A for 10, B for 11... and so on, for example,
when the code is AB, it means there is a key
between the 10th Pin and the 11th Pin)

Color
4=Natural
Standard Packing
B=Tray

Greenconn P/N	Customer	Remarks
CSGA105-XX97AAXXA4AB	Y179	Automotive Connector

PART NO.	Product form (buckle)	PART NO.	Product form (without buckle)
CSGA105-XXXXAAXXA4AB		CSGA105-XXXXAEXXA4AB	
CSGA105-XXXXABXXA4AB		CSGA105-XXXXAFXXA4AB	
CSGA105-XXXXACXXA4AB		CSGA105-XXXXAGXXA4AB	
CSGA105-XXXXADXXA4AB		CSGA105-XXXXAHXXA4AB	



3RD.ANG
PROJ.

PAGE.
2/2

GENERAL TOLERANCE	
X.*±3.0°	X.±0.15
.X*±2.0°	.X±0.10
.XX*±1.0°	.XX±0.05
.XXX*±0.5°	.XXX±0.03

DESIGNED: 彭奕敏 DATE: 2022.04.11
 CHECKED: 刘花平 DATE: 2022.4.12
 APPROVED: DATE: 2022.04.13

DWG. NO.
CSGA105-CAAXX
 PART NO.
CSGA105-XXXXAAXXA4AX

TITLE.
 RASTLink 2.5mm
 Single Row
 Female Housing

REV.	UNIT.	SCALE.
B	mm	3:2