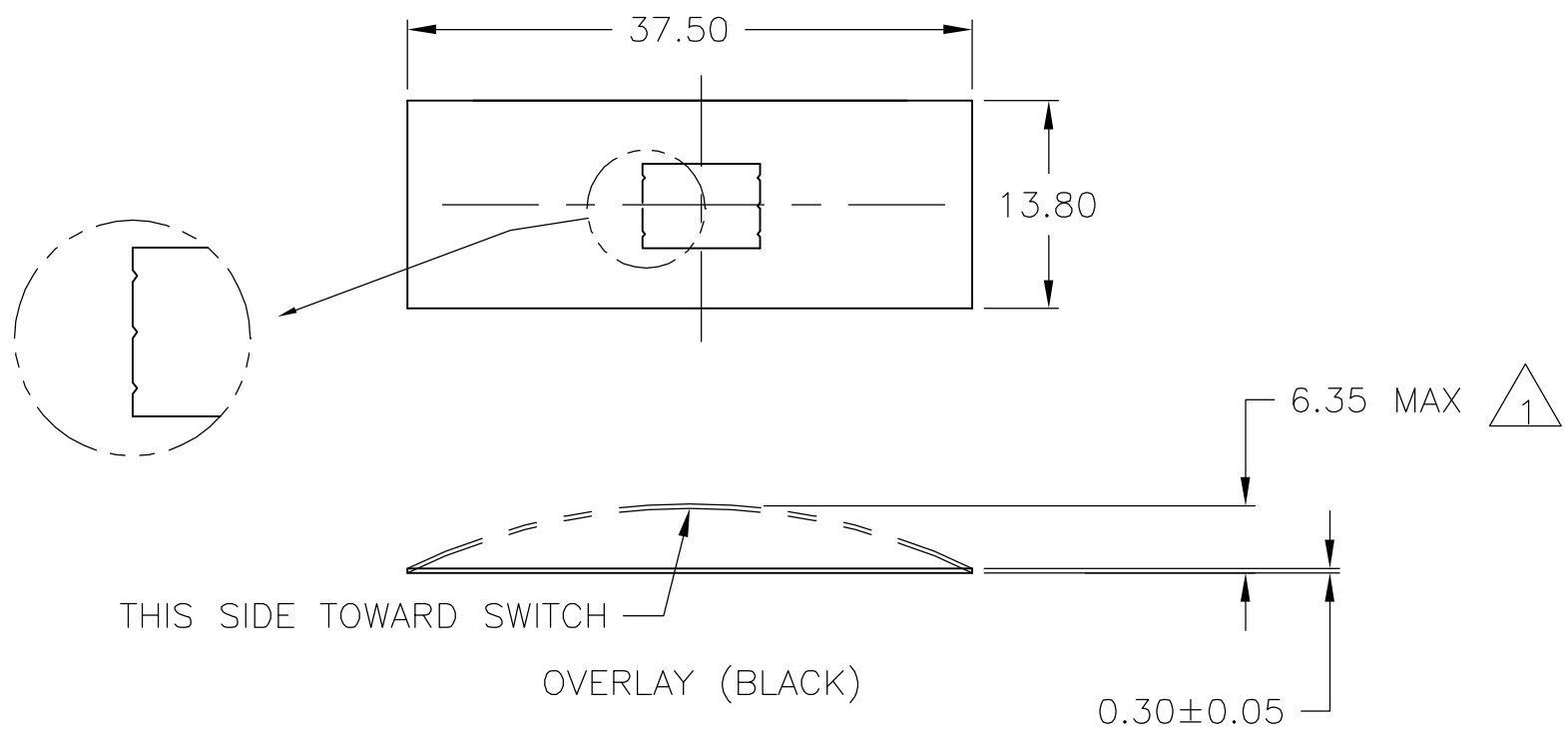
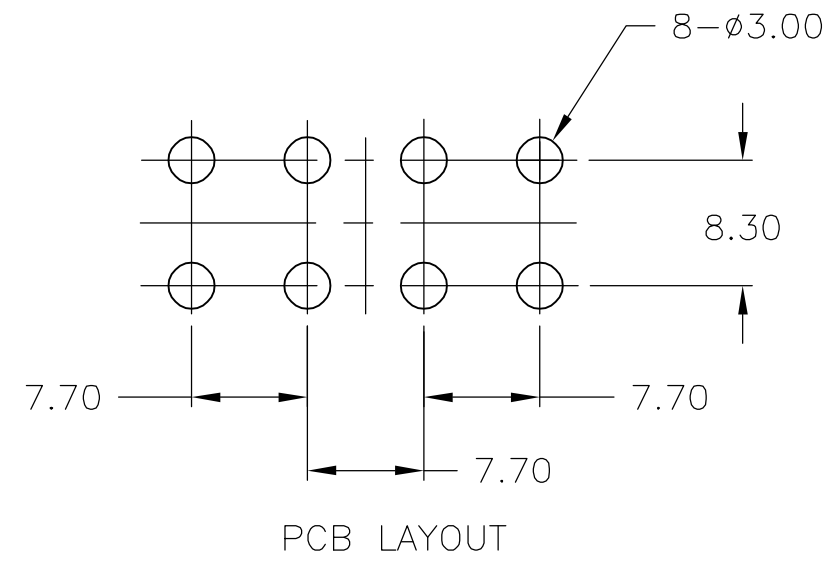
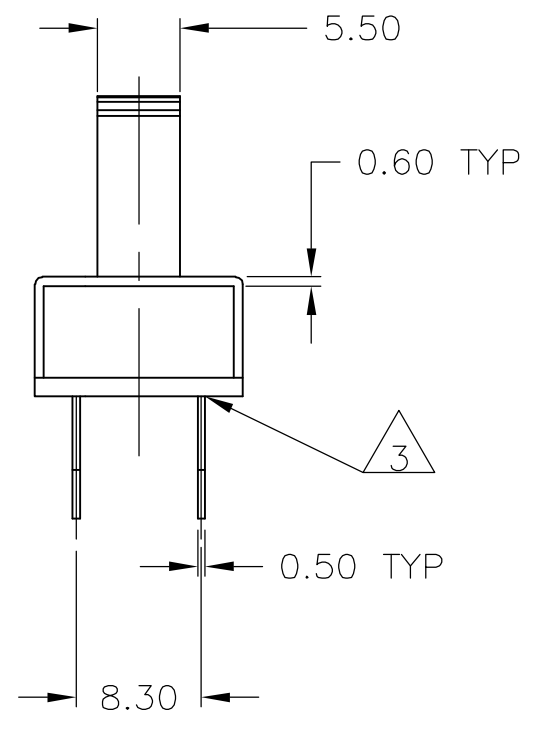
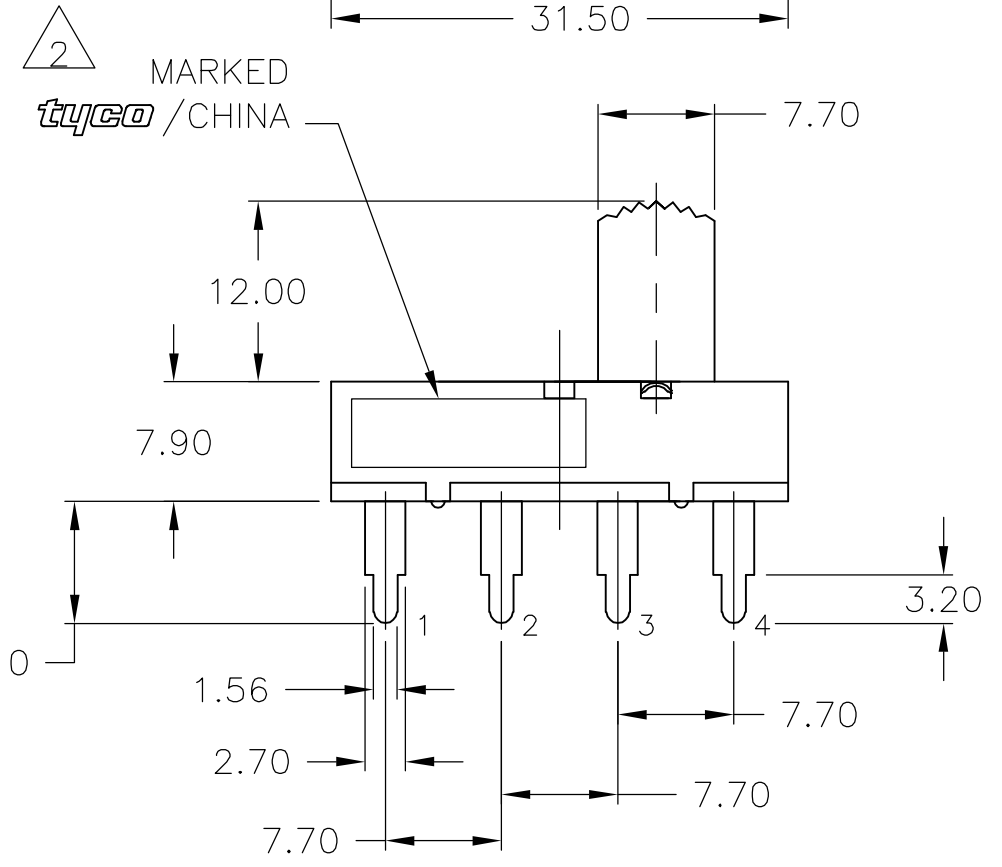
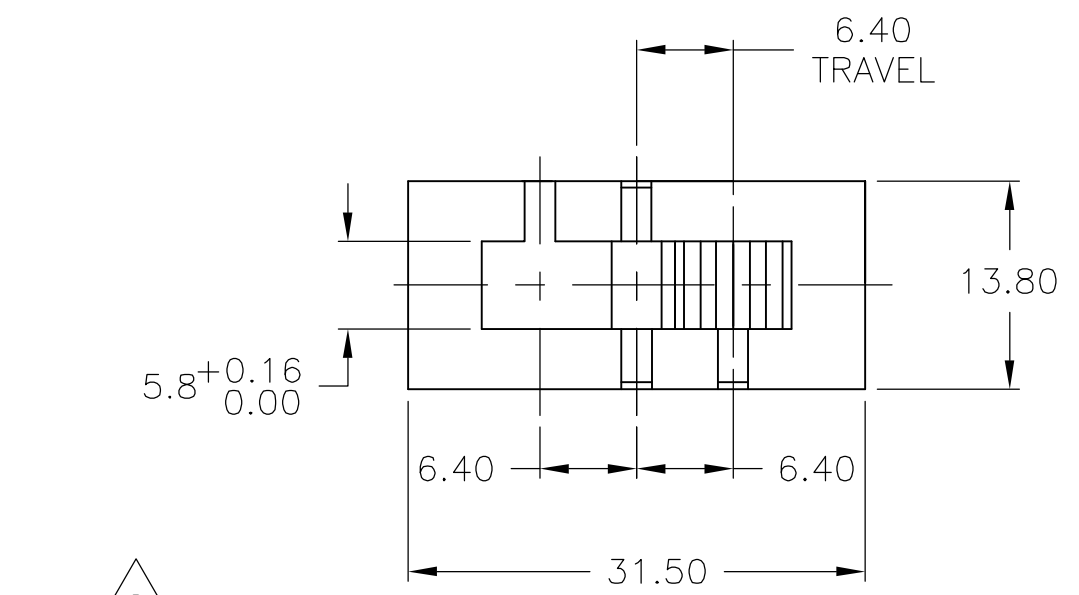


THIS DRAWING IS UNPUBLISHED. RELEASED FOR PUBLICATION
 © COPYRIGHT BY TYCO ELECTRONICS CORPORATION. ALL RIGHTS RESERVED.

LOC	DIST	REVISIONS			
P	LTR	DESCRIPTION	DATE	DWN	APVD
AD	00	G	0G3C-0159-05	26AUG05	RB MS



Specifications:
 Double Pole Three Throw
 Break-Before-Make

Materials:
 Actuator, Nylon, UL94-V2
 Board, Phenolic Laminated Sheet, UL94-V2
 Frame, Steel, Nickel plate
 Terminal, Copper Alloy, Silver over Nickel plate
 Contact Clip, Copper Alloy, Silver over Nickel plate
 Seal, Epoxy
 Overlay, PVC, Black
 Spring, Stainless Steel

Electrical:
 Maximum Contact Rating, 4A@ 14 V DC, Per EIA-448, Method 6
 Minimum Contact rating 1milliamp@ 5V DC
 Initial Contact resistance, 30 milliohms max, Per EIA-364-23B, each position
 Insulation Resistance, 500 Megohm @ 500V DC, Per EIA-364-21C each position
 Dielectric strength, 1200 V AC, Per EIA-364-20B, Condition 1, each position.

Mechanical:
 Actuation force, 400+/-200 GF
 Actuation Travel, 6.40mm
 Life Expectancy, 10,000 cycles, Per EIA-448, Method 8 and 9
 Vibration, Per EIA 364-28, Condition VII, Level E
 Mechanical Shock, Per EIA-364-27, Condition A

Environmental:
 Operating Temperature, -20 to +65 degrees C, Per EIA 448, Method 10
 Storage Temperature, -25 to +70 degrees C
 Humidity and Temperature Cycling Per EIA-364-31B, Method III
 Temperature Life Per EIA-364-17B, Method B, Temperature Test Condition 3, Time Condition B
 Thermal Shock, Per EIA-364-32C, -25 to 70 degrees C
 Solderability, Per EIA-364-52, Class 2, Category 1, 95% Minimum coverage
 Resistance to Solder Heat, Per EIA-364-56A, Procedure 3, Condition B

- △1 6.35 MAX PERMISSIBLE BOW ALLOWED, BUT MUST BE ASSEMBLED WITH CONCAVE SIDE OF BOW TOWARD SWITCH.
- △2 Mark per 202-37 specification, *tyco*/CHINA minimum requirement.
- △3 Anti Solder Wick Seal at Terminal to Board Interface.

1571601-1	SILVER	4 TO 3	3 TO 2	2 TO 1
TYCO PART NO	PLATING			
TERMINALS CONNECTED WHEN SLIDE IS IN POSITION SHOWN				

THIS DRAWING IS A CONTROLLED DOCUMENT.		DWN BSV	08JAN04	tyco Tyco Electronics Corporation	
DIMENSIONS: mm		CHK -	APVD M S S	Harrisburg, Pa 17105-3608	
TOLERANCES UNLESS OTHERWISE SPECIFIED:		PRODUCT SPEC		NAME SLIDE SWITCH	
0 PLC ± -		APPLICATION SPEC		4 AMP	
1 PLC ± -		WEIGHT -		SIZE A2	CAGE CODE 00779
2 PLC ± 0.20		CUSTOMER DRAWING		DRAWING NO	RESTRICTED TO
3 PLC ± -		SCALE 1:1		1571601	-
4 PLC ± -		SHEET 1 OF 1		REV	G
ANGLES ± 3'					
FINISH -					