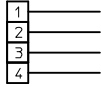
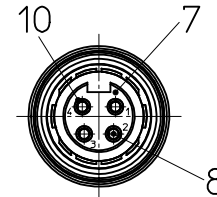
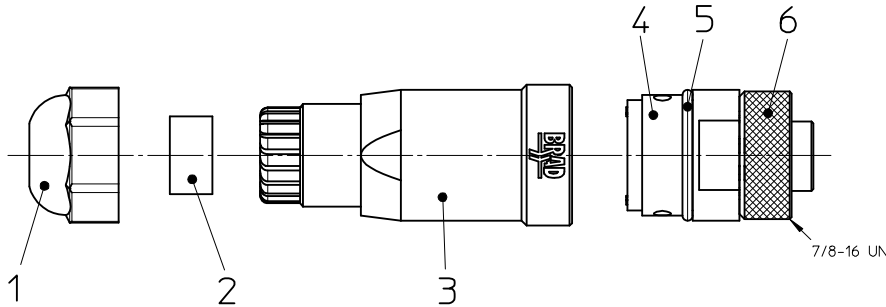
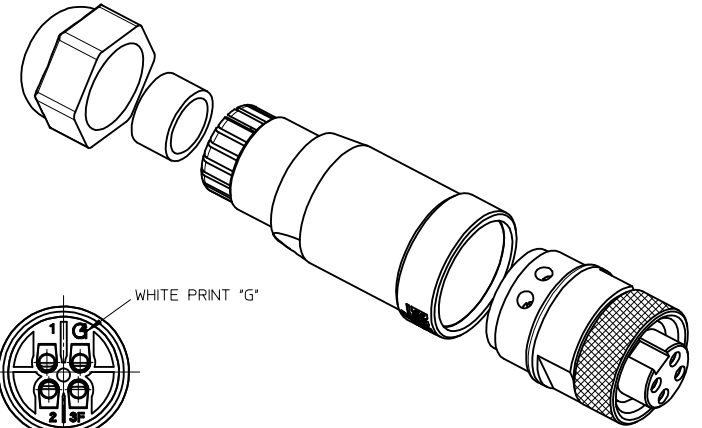
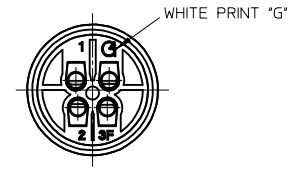
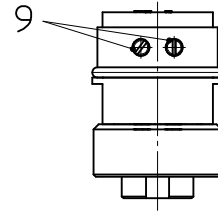
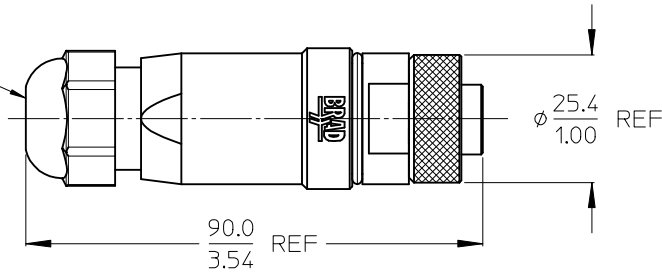


10 9 8 7 6 5 4 3 2 1

WIRING CHART



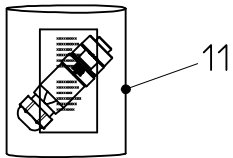
O.D. CABLE RANGE  
5.0-12.0/0.20-0.48



FEMALE FACE VIEW

NOTES:

- ELECTRICAL SPECIFICATIONS:  
VOLTAGE RATING: 600VAC  
AMPERAGE RATING: 15 AMPS  
PROTECTION: IP67  
OPERATING TEMPERATURE: -20°C to 80°C
- UL CERTIFICATIONS: UL LISTED AND CULUS LISTED.  
FILE NUMBER E258922
- POLYBAG: PRINTING SEE NO.: 1300170057 1A4000-34PWR



ENG. NO.: 1A4000-34PWR

ITEM	QTY	COMPONENT	MATERIAL	FINISH
1	1	HUT NUT PG13.5	PA	BK
2	1	GASKET MO	NITRILE	BK
3	1	HOUSING FA	PA	BK
4	1	INSERT FE REAR	PA	BK
5	1	GASKET OR	NBR	BK
6	1	COUPLING NUT	BRASS	NI PLATED
7	1	INSERT FE FRONT	SANTOPRENE	BK
8	4	CONTACT FE	COPPER ALLOY	AU PLATED
9	4	SCREW M3x5	BRASS	ZN
10	4	SLEEVE	STAINLESS STEEL 305	-
11	1	POLYBAG 200x200x0.050	PE	-

ENTER DESCRIPTION	EC NO: IPG2013-2008	2013/07/16	2013/07/16
	DRW:RSCHIEBER	2013/07/16	2013/07/16
REV	CHKD:APOHL	2013/07/16	2013/07/16
APP:CBURGER	2013/07/16		
DESCRIPTION			

QUALITY SYMBOLS	▽=0
	∇=0
GENERAL TOLERANCES (UNLESS SPECIFIED)	
	mm INCH
4 PLACES	± --- ± ---
3 PLACES	± --- ± .005
2 PLACES	± 0.13 ± .010
1 PLACE	± 0.25 ± .020
0 PLACE	± --- ± ---
ANGULAR ±1/2°	
DRAFT WHERE APPLICABLE MUST REMAIN WITHIN DIMENSIONS	

DIMENSION STYLE		SCALE	DESIGN UNITS	THIRD ANGLE PROJECTION
MM/IN		1:1	METRIC	
DRAWN BY	DATE	TITLE		
RSCHIEBER	2013/05/22	FA MC 4P AC FE STR PG13.5 UNSH BK PA AU		
CHECKED BY	DATE			
APOHL	2013/05/23			
APPROVED BY	DATE			
CBURGER	2013/05/27			
MATERIAL NO.	DOCUMENT NO.			
1300170057	SD-130017-016			
SIZE	THIS DRAWING CONTAINS INFORMATION THAT IS PROPRIETARY TO MOLEX INCORPORATED AND SHOULD NOT BE USED WITHOUT WRITTEN PERMISSION			
A3				

SHEET NO.	
1 OF 1	

9 8 7 6 5 4 3 2 1