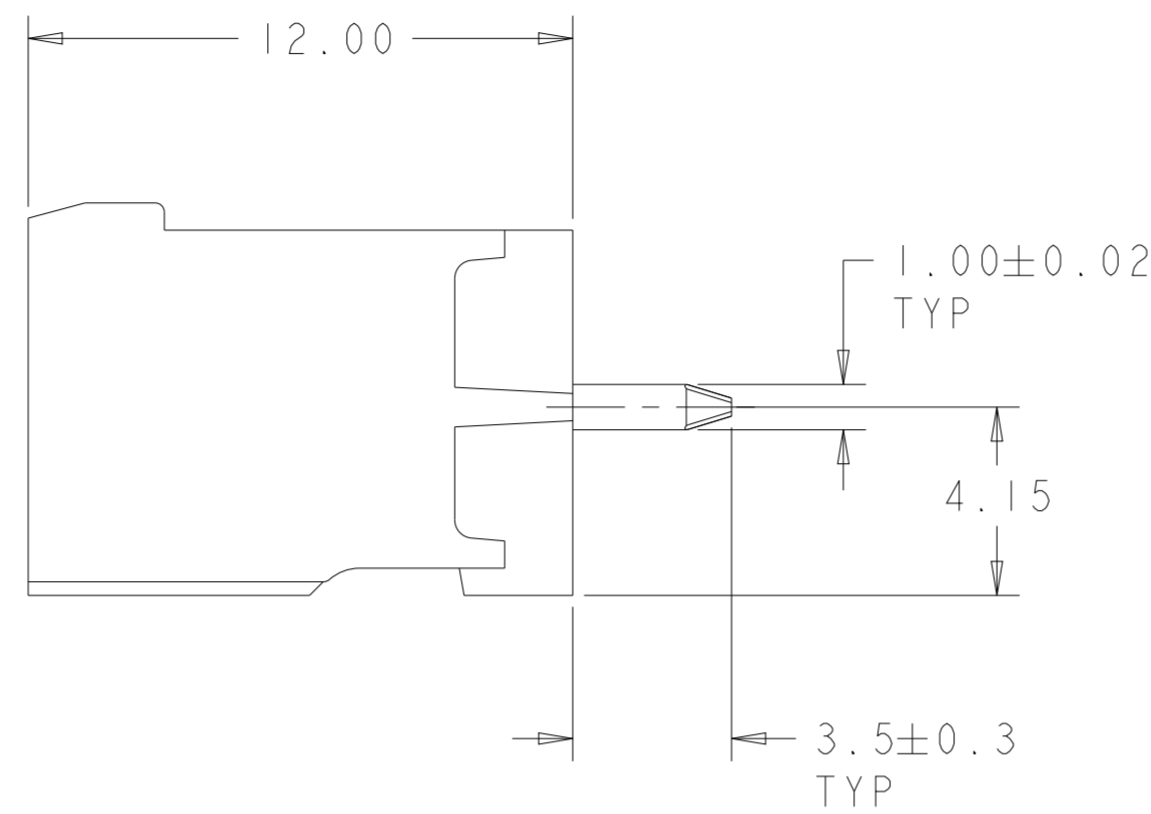
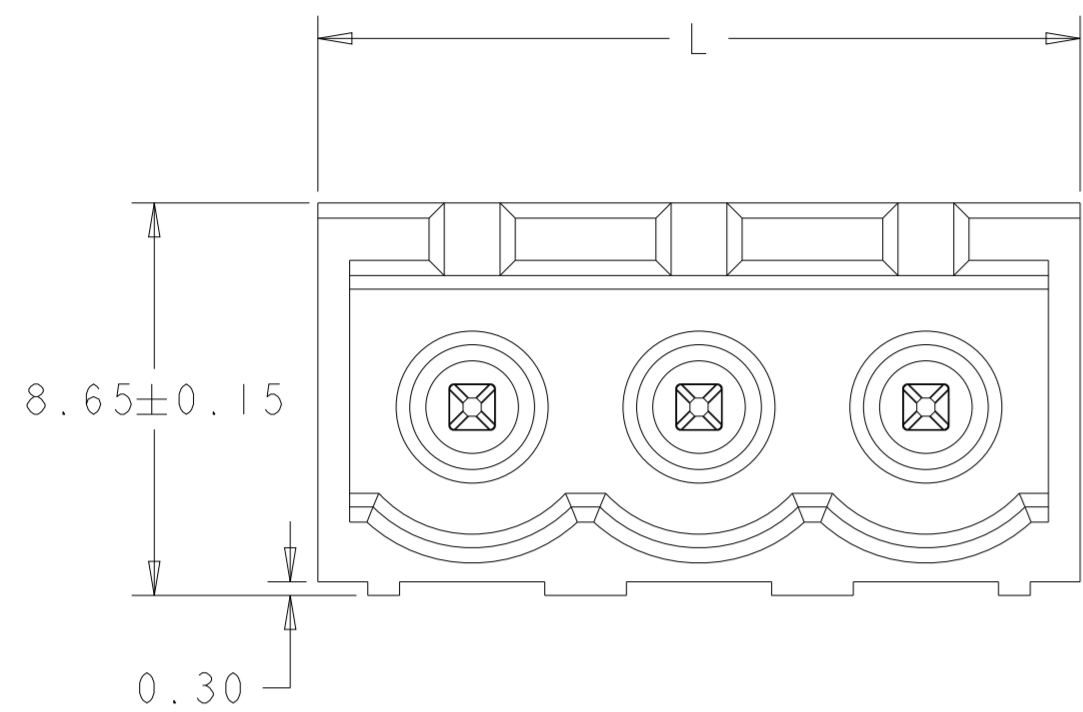
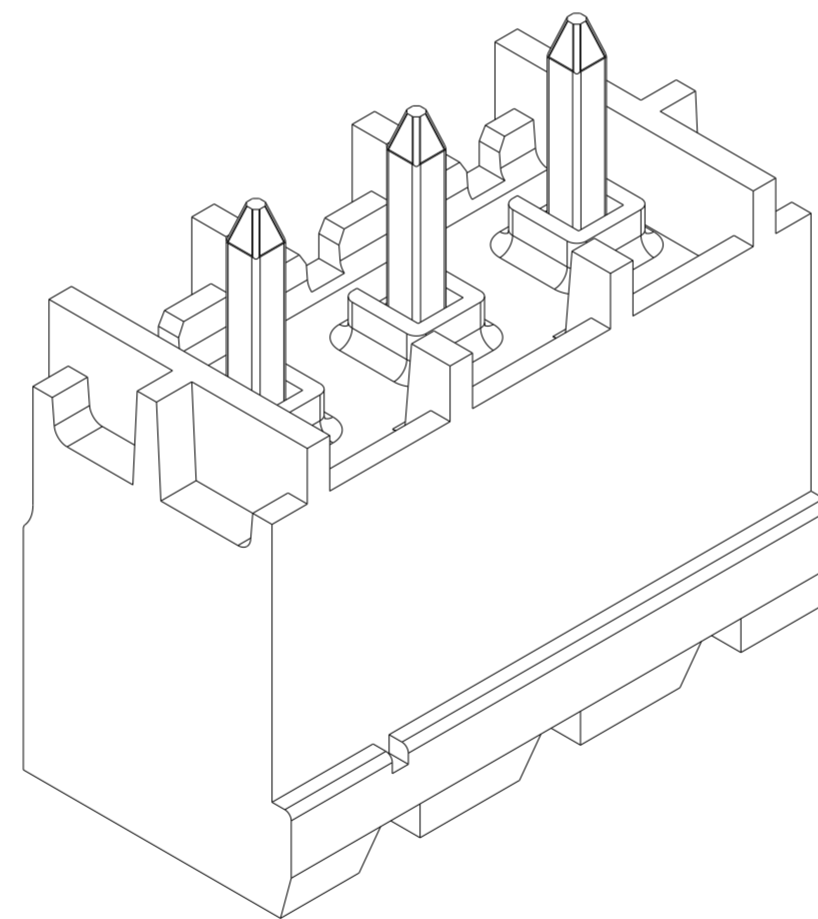
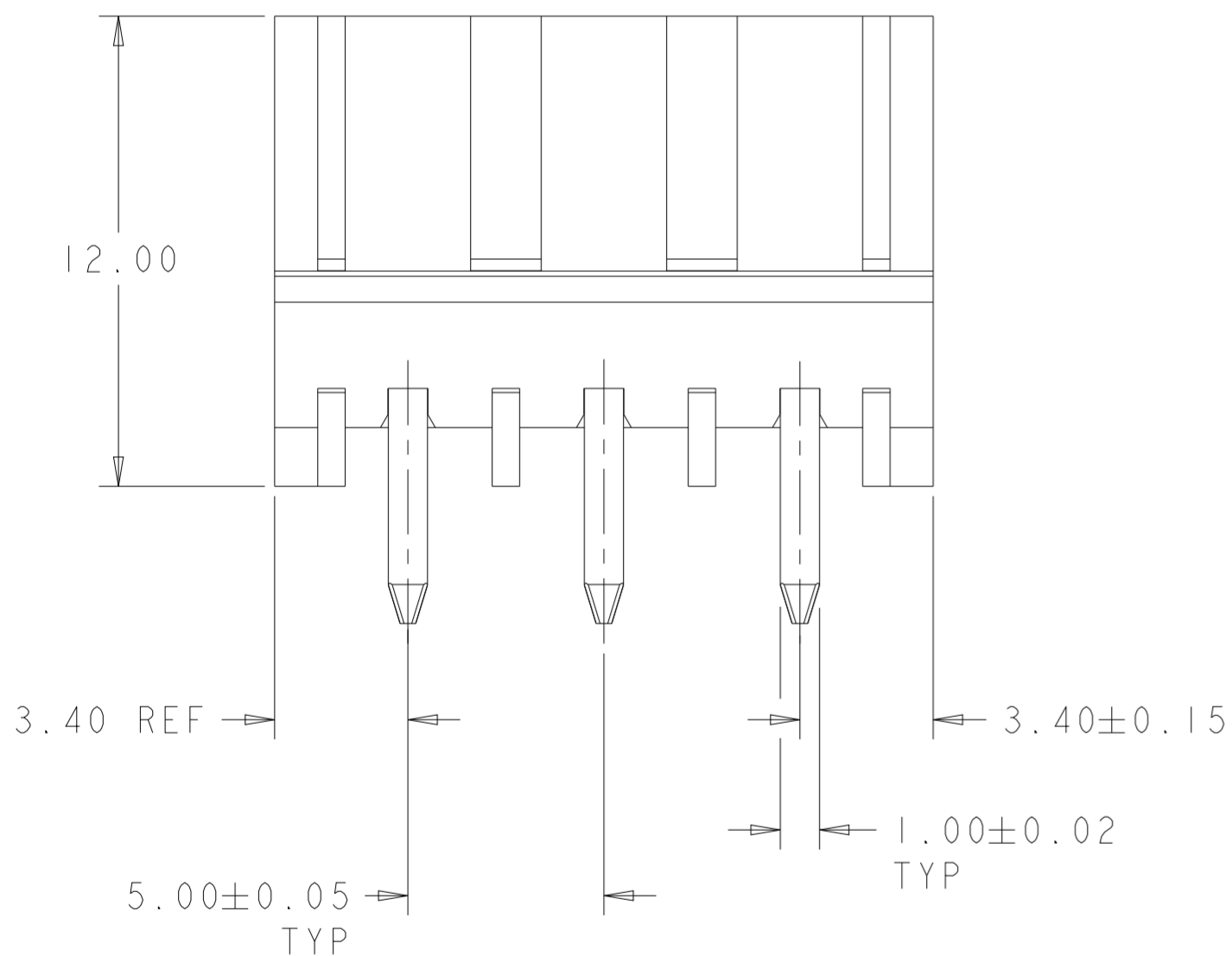


P	LTR	DESCRIPTION	DATE	DWN	APVD
A3		PN 2-1776146-8 RELEASED TO PRODUCTION	25NOV2019	RK	PS
A4		PARTS MARKED OBSOLETE	05JUL2021	SB	SS

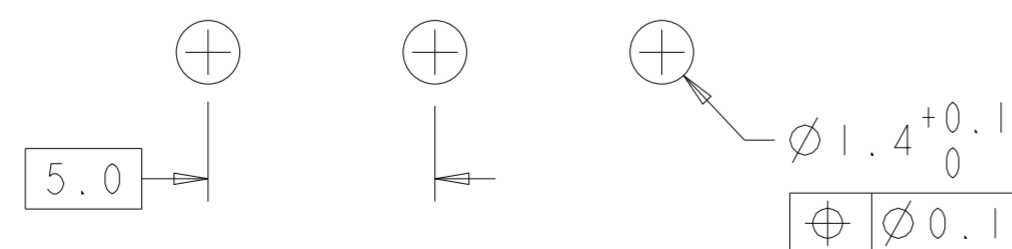


- MATERIALS & FINISH  
HOUSING : HIGH TEMPERATURE POLYAMIDE, UL 94V-0 RATED, COLOR: BLACK  
CONTACT : COPPER ALLOY, TIN PLATED
- MECHANICAL  
MIN. PC BOARD HOLES DIAMETER : 1.4 mm.  
MAX. PC BOARD THICKNESS : 2.4 mm.
- ELECTRICAL  
WIRE RANGE : 12 - 30 AWG  
MAX. VOLTAGE : 300 V  
MAX CURRENT : 15 A  
CONTACT RESISTANCE : <15 m Ohm  
INSULATION RESISTANCE : >1000 M Ohm (500V DC)
- OPERATING TEMPERATURE RANGE: -40°C TO +105°C
- TOLERANCE NOT CUMULATIVE.
- RECOGNIZED UNDER THE COMPONENT PROGRAM OF UNDERWRITERS LABORATORIES INC. FILE NO E60677.

- △7 △8 TAPE AND REEL PACKAGING
- △8 OBSOLETE



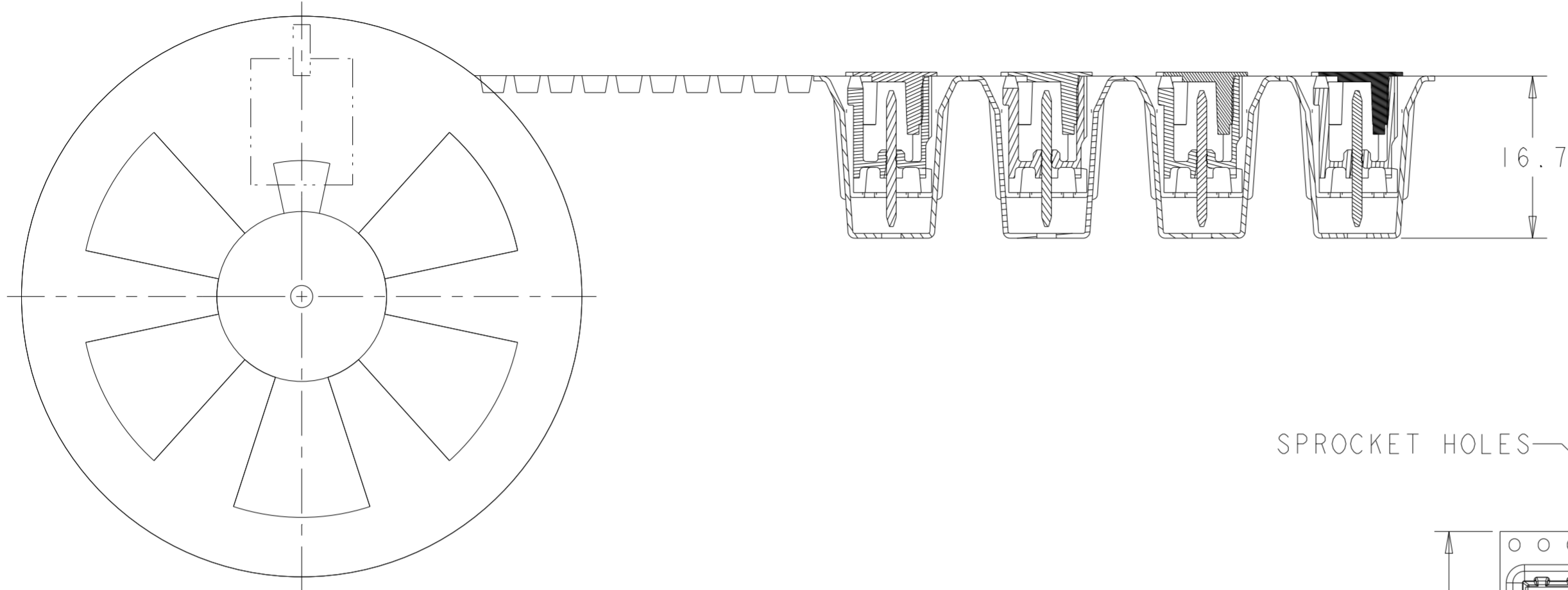
△7 △8	SEE FIGURE C	31.8	6	<del>2-1776146-8</del>
△7 △8	SEE FIGURE B	21.8	4	<del>2-1776146-7</del>
△7 △8	SEE FIGURE A	16.8	3	<del>2-1776146-6</del>
		61.8	12	1-1776146-2
		56.8	11	1-1776146-1
		51.8	10	1-1776146-0
		46.8	9	1776146-9
		41.8	8	1776146-8
		36.8	7	1776146-7
		31.8	6	1776146-6
		26.8	5	1776146-5
		21.8	4	1776146-4
		16.8	3	1776146-3
		11.8	2	1776146-2
NOTES/COMMENTS		L	NO OF POSN	PART NUMBER



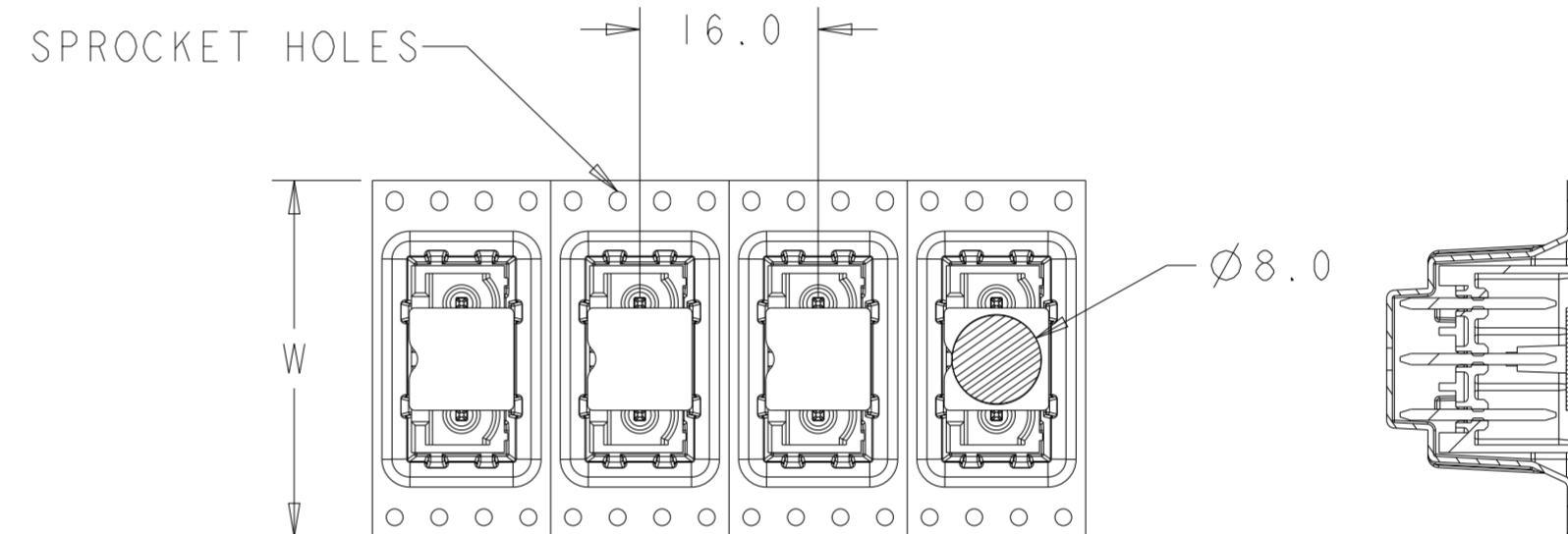
RECOMMENDED PC BOARD LAYOUT

THIS DRAWING IS A CONTROLLED DOCUMENT.		DWN S. WELDON 06 JUN 2005	TE Connectivity	
DIMENSIONS: mm		CHK C. RICHARD 06 JUN 2005		
TOLERANCES UNLESS OTHERWISE SPECIFIED:		APVD C. RICHARD 06 JUN 2005	NAME	
0 PLC ±		PRODUCT SPEC	TERMINAL BLOCK HEADER ASSEMBLY	
1 PLC ±0.5		APPLICATION SPEC	180 DEGREE, CLOSED ENDS,	
2 PLC ±0.25		WEIGHT	5.00mm PITCH 5.00mm PITCH	
3 PLC ±		SIZE	CAGE CODE	DRAWING NO
4 PLC ±		A2	00779	C-1776146
ANGLES ±		CUSTOMER DRAWING	SCALE 6:1	SHEET 1 OF 2
FINISH		REV A4		

P	LTR	DESCRIPTION	DATE	DWN	APVD
-		SEE SHEET 1	-	-	-



FOR TAPE AND REEL PARTS.



6	56.0
4	44.0
3	32.0
NUMBER POS	DIM W

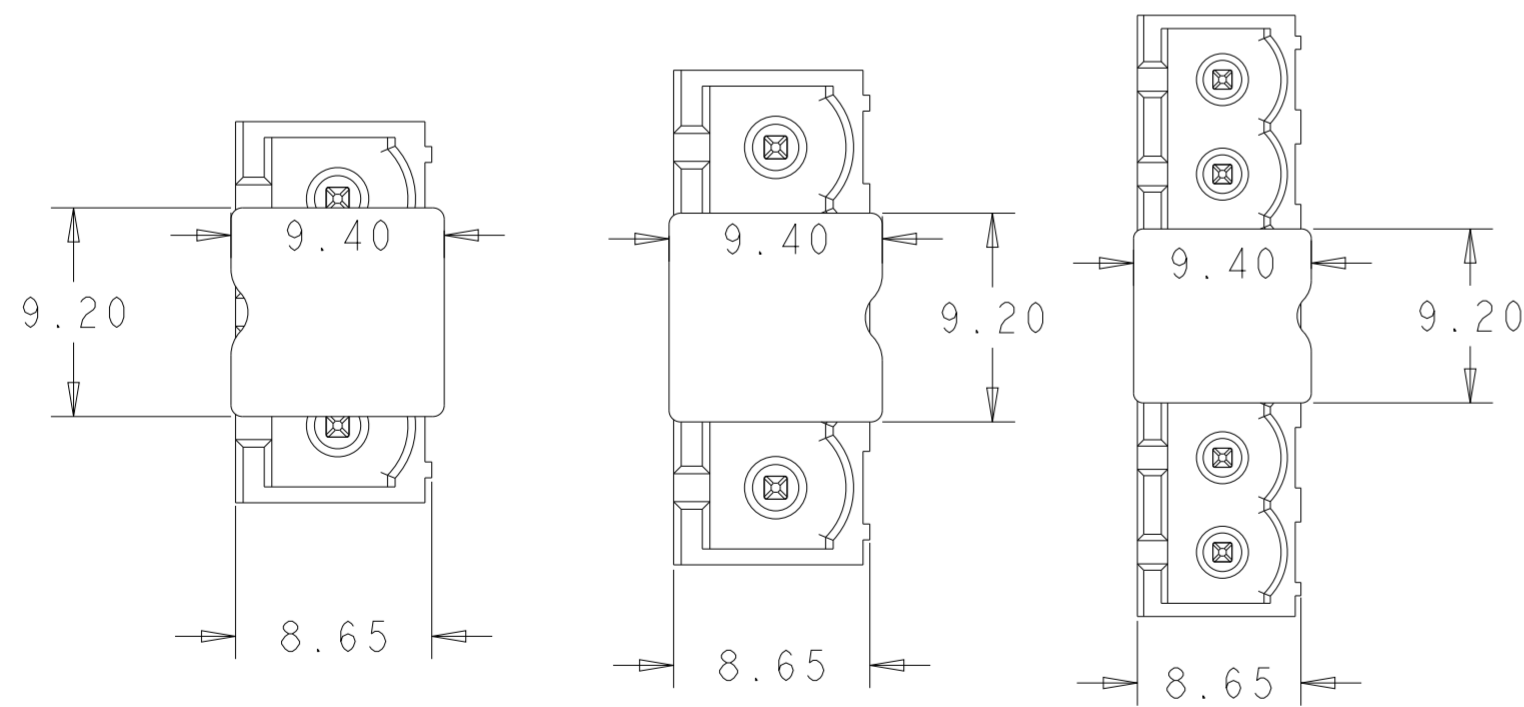



FIGURE A

FIGURE B

FIGURE C

THIS DRAWING IS A CONTROLLED DOCUMENT.		DWN S. WELDON 06 JUN 2005	 TE Connectivity	
DIMENSIONS: mm		CHK C. RICHARD 06 JUN 2005		
TOLERANCES UNLESS OTHERWISE SPECIFIED:		APVD C. RICHARD 06 JUN 2005	NAME TERMINAL BLOCK HEADER ASSEMBLY 180 DEGREE, CLOSED ENDS, 5.00mm PITCH 5.00mm PITC	
0 PLC ± 1 PLC ±0.5 2 PLC ±0.25 3 PLC ± 4 PLC ± ANGLES ± FINISH ±		PRODUCT SPEC -	SIZE A2	
MATERIAL SEE NOTES		APPLICATION SPEC -	CAGE CODE 200779	DRAWING NO C-1776146
WEIGHT -		RESTRICTED TO	SCALE 6:1 SHEET 2 OF 2 REV A4	
CUSTOMER DRAWING				