

APPROVAL SHEET

MULTILAYER CERAMIC CAPACITORS

Soft Termination MLCC for Automotive (ST series)

Qualified to AEC-Q200

0402 to 1812 Sizes (10V to 3000V)

X7R Dielectric

Halogen Free & RoHS Compliance



*Contents in this sheet are subject to change without prior notice.

1. DESCRIPTION

WTC Soft Termination Chip Multilayer Ceramic Capacitors for Automotive is designed and with a polymer layer within end terminations of product, which can absorb mechanical stress caused by PCB handling in SMT line and reduce the mechanical impact for product. It will offer more robust and reliable performance in applications.

WTC's ST series MLCC is made by X7R dielectric and which provides product with high electrical precision, stability and reliability. Besides, ST series MLCC is tighten controlling in quality in line to assure quality performance in automotive applications. The ST series is AEC-Q200 compliant.

2. FEATURES

- MLCC's terminations are with a soft & flexible polymer layer to withstand high bending stress in SMT line.
- High reliability: AEC-Q200.

3. APPLICATIONS

- Automotive, power supply and related industries. .
- The other mechanical stress concerned products or the set having a high probability of fall.
- Prevention of ceramic body cracks by board bending.

4. HOW TO ORDER

<u>ST</u>	<u>18</u>	<u>B</u>	<u>102</u>	<u>K</u>	<u>500</u>	<u>C</u>	<u>I</u>
<u>Series</u>	<u>Size</u>	<u>Dielectric</u>	<u>Capacitance</u>	<u>Tolerance</u>	<u>Rated voltage</u>	<u>Termination</u>	<u>Packaging style</u>
ST= Soft Termination MLCC for Automotive (ST series) Qualified to AEC-Q200	15=0402 (1005) 18=0603 (1608) 21=0805 (2012) 31=1206 (3216) 32=1210 (3225) 43=1812 (4532)	B=X7R	Two significant digits followed by no. of zeros. And R is in place of decimal point. eg.: 0R5=0.5pF 1R0=1.0pF 102=10x10 ² =1000pF	J=±5% K=±10% M=±20%	Two significant digits followed by no. of zeros. And R is in place of decimal point. 100=10 VDC 160=16 VDC 250=25 VDC 500=50 VDC 101=100 VDC 302=3000 VDC	C= Cu+Conductive resin /Ni /Sn	T=7" reeled G=13" reeled

Multilayer Ceramic Capacitors

5. EXTERNAL DIMENSIONS

Size Inch (mm)	L (mm)	W (mm)	T (mm)/Symbol	Remark	M _B (mm)
0402 (1005)	1.00±0.20	0.50±0.20	0.50±0.20	E #	0.25 +0.05/-0.10
0603 (1608)	1.60±0.20	0.80±0.10	0.80±0.07	S	0.40±0.15
	1.60±0.30	0.80±0.30	0.80±0.30	X	
0805 (2012)	2.00±0.20	1.25±0.10	1.25±0.10	D #	0.50±0.20
	2.00±0.30	1.25±0.30	1.25±0.30	I #	
1206 (3216)	3.20±0.50	1.60±0.50	1.60±0.50	P #	0.75±0.25
1210 (3225)	3.20±0.60	2.50±0.50	2.50±0.50	M #	0.75±0.25
1812 (4532)	4.50+0.6/-0.4	3.20±0.30	1.25±0.10	D #	0.75±0.25
			1.60±0.20	G #	
			2.00±0.20	K #	
			2.50±0.50	M #	

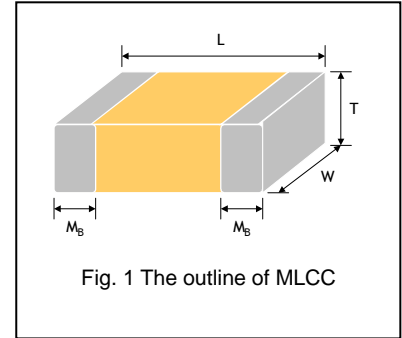


Fig. 1 The outline of MLCC

Reflow soldering only is recommended.

6. GENERAL ELECTRICAL DATA

Dielectric	X7R
Size	0402, 0603, 0805, 1206, 1210, 1812
Capacitance range*	270pF to 10µF
Capacitance tolerance**	J (±5%), K (±10%), M (±20%)
Rated voltage (WVDC)	10V, 16V, 25V, 50V, 100V, 3000V
Operating temperature	-55 to +125°C
Capacitance characteristic	±15%
Termination	Ni/Sn (lead-free termination)

* Measured at the condition of 30~70% related humidity.

Measured at 1.0±0.2Vrms, 30~70% related humidity, 25°C ambient temperature for X7R.

** Preconditioning for Class II MLCC: Perform a heat treatment at 150±10°C for 1 hour, then leave in a mbient condition for 24±2 hours before measurement.

7. CAPACITANCE RANGE

DIELECTRIC		X7R																	
SIZE		0402			0603			0805				1206		1210			1812		
RATED VOLTAGE (VDC)		16	10	16	25	50	10	16	25	50	50	100	25	50	100	10	16	3000	
Capacitance	270pF (271)															D	D	K	
	330pF (331)															D	D	K	
	390pF (391)															D	D	K	
	470pF (471)															D	D	K	
	560pF (561)															D	D	K	
	680pF (681)															D	D	K	
	820pF (821)															D	D	K	
	1,000pF (102)		S	S	S	S	D	D	D	D						D	D	K	
	1,200pF (122)		S	S	S	S	D	D	D	D						D	D	M	
	1,500pF (152)		S	S	S	S	D	D	D	D						D	D	M	
	1,800pF (182)		S	S	S	S	D	D	D	D						D	D	M	
	2,200pF (222)		S	S	S	S	D	D	D	D						D	D		
	2,700pF (272)		S	S	S	S	D	D	D	D						D	D		
	3,300pF (332)		S	S	S	S	D	D	D	D						D	D		
	3,900pF (392)		S	S	S	S	D	D	D	D						D	D		
	4,700pF (472)		S	S	S	S	D	D	D	D						D	D		
	5,600pF (562)		S	S	S	S	D	D	D	D						D	D		
	6,800pF (682)		S	S	S	S	D	D	D	D						D	D		
	8,200pF (822)		S	S	S	S	D	D	D	D						D	D		
	0.010μF (103)		S	S	S	S	D	D	D	D						D	D		
	0.012μF (123)		S	S	S	S	D	D	D	D						D	D		
	0.015μF (153)		S	S	S	S	D	D	D	D						D	D		
	0.018μF (183)		S	S	S	S	D	D	D	D						D	D		
	0.022μF (223)		S	S	S	S	D	D	D	D						D	D		
	0.027μF (273)		S	S	S	S	D	D	D	D						D	D		
	0.033μF (333)		S	S	S	X	D	D	D	D						D	D		
	0.039μF (393)		S	S	S	X	D	D	D	D						D	D		
	0.047μF (473)		S	S	S	X	D	D	D	D						D	D		
	0.056μF (563)	E	S	S	S	X	D	D	D	D						D	D		
	0.068μF (683)	E	S	S	S	X	D	D	D	D						D	D		
	0.082μF (823)	E	S	S	S	X	D	D	D	D						D	D		
	0.10μF (104)	E	S	S	S	X	D	D	D	D						D	D		
	0.12μF (124)		X	X	X		D	D	D	D						D	D		
	0.15μF (154)		X	X	X		D	D	D	D						D	D		
	0.18μF (184)		X	X	X		D	D	D	D						D	D		
	0.22μF (224)		X	X	X		D	D	D	D						D	D		
	0.27μF (274)						I	I	I	I						D	D		
	0.33μF (334)						I	I	I	I						D	D		
	0.39μF (394)						I	I	I	I						D	D		
	0.47μF (474)						I	I	I	I						D	D		
0.56μF (564)						I	I	I	I						D	D			
0.68μF (684)						I	I	I	I						D	D			
0.82μF (824)						I	I	I	I						D	D			
1.0μF (105)						I	I	I	I						D	D			
1.2μF (125)															D	D			
1.5μF (155)															D	D			
1.8μF (185)															G	G			
2.2μF (225)										P	P			M	G	G			
2.7μF (275)															K	K			
3.3μF (335)															K	K			
3.9μF (395)															K	K			
4.7μF (475)													M	M	M	M			
5.6μF (565)															M	M			
6.8μF (685)															M	M			
8.2μF (825)															M	M			
10μF (106)												M	M		M	M			

1. The letter in cell is expressed the symbol of product thickness.
2. For more information about products with special capacitance or other data, please contact WTC local representative.

Multilayer Ceramic Capacitors

8. PACKAGING STYLE AND QUANTITY

Size	Thickness (mm)/Symbol		Paper tape		Plastic tape	
			7" reel	13" reel	7" reel	13" reel
0402 (1005)	0.50±0.20	E	10k	-	-	-
0603 (1608)	0.80±0.07	S	4k	15k	-	-
	0.80±0.30	X	4k	15k	-	-
0805 (2012)	1.25±0.10	D	-	-	3k	10k
	1.25±0.30	I	-	-	3k	10k
1206 (3216)	1.60±0.50	P	-	-	2k	9k
1210 (3225)	2.50±0.50	M	-	-	1k	6k
1812 (4532)	1.25±0.10	D	-	-	1k	5k
	1.60±0.20	G	-	-	1k	4k
	2.00±0.20	K	-	-	1k	3k
	2.50±0.50	M	-	-	0.5k	3k

Unit: pieces

9. RELIABILITY TEST CONDITIONS AND REQUIREMENTS

No.	AEC-Q200 Test Item	AEC-Q200 Test Condition	Requirements																																							
1.	Pre-and Post-Stress Electrical Test	---																																								
2.	High Temperature Exposure (Storage) MIL-STD-202 Method 108	* Test temp.: 150±3°C * Unpowered. * Test time: 1000+24/-0 hrs. * Measurement to be made after keeping at room temp. for 24±2 hrs.	No remarkable damage. * Cap change : NPO: within ±2.5% or ±0.25pF whichever is larger. X7R: within ±10%. * Q/D.F. value: NPO: Cap≥30pF, Q≥1000 ; Cap<30pF, Q≥400+20C. X7R: 1. 1812/10V~16V: D.F. ≤ 7%; 1812/3KV: D.F. ≤ 5% 2. <table border="1"> <thead> <tr> <th>Rated vol.</th> <th>D.F. ≤</th> <th>Exception of D.F. ≤</th> </tr> </thead> <tbody> <tr> <td rowspan="3">100V</td> <td rowspan="3">≤ 3%</td> <td>≤ 6% 1206 ≥ 0.47μF</td> </tr> <tr> <td>≤ 7.5% 0603 ≥ 0.068μF; 0805 > 0.1μF; 1206 ≥ 1μF; 1210 ≥ 2.2μF</td> </tr> <tr> <td>≤ 20% 0805 > 0.22μF; 1210 ≥ 3.3μF</td> </tr> <tr> <td rowspan="3">50V</td> <td rowspan="3">≤ 3%</td> <td>≤ 6% 0201(50V); 0603 ≥ 0.047μF; 0805 ≥ 0.18μF; 1206 ≥ 0.47μF</td> </tr> <tr> <td>≤ 10% 0201 ≥ 0.01μF; 1210 ≥ 3.3μF</td> </tr> <tr> <td>≤ 20% 0402 ≥ 0.012μF; 0603 > 0.1μF; 0805/X7R > 0.47μF; 1206 ≥ 2.2μF; 1210 ≥ 10μF</td> </tr> <tr> <td rowspan="3">35V</td> <td rowspan="3">≤ 5%</td> <td>≤ 20% 0603 ≥ 1μF; 0805 ≥ 2.2μF; 1206 ≥ 2.2μF; 1210 ≥ 10μF</td> </tr> <tr> <td>≤ 10% 0201 ≥ 0.01μF; 0805 ≥ 1μF; 1210 ≥ 10μF</td> </tr> <tr> <td>≤ 14% 0603 ≥ 0.33μF</td> </tr> <tr> <td rowspan="3">25V</td> <td rowspan="3">≤ 5%</td> <td>≤ 15% 0201 ≥ 0.1μF; 0402 ≥ 0.056μF; 0603 ≥ 0.47μF; 0805 ≥ 2.2μF; 1206 ≥ 4.7μF; 1210 ≥ 22μF</td> </tr> <tr> <td>≤ 20% 0402 ≥ 0.47μF</td> </tr> <tr> <td>≤ 10% 0603 ≥ 0.15μF; 0805 ≥ 0.68μF; 1206 ≥ 2.2μF; 1210 ≥ 4.7μF</td> </tr> <tr> <td rowspan="3">16V</td> <td rowspan="3">≤ 5%</td> <td>≤ 15% 0201 ≥ 0.022μF; 0402 ≥ 0.033μF; 0603 > 0.47μF; 0805 ≥ 2.2μF; 1206 ≥ 4.7μF; 1210 ≥ 22μF</td> </tr> <tr> <td>≤ 15% 0201 ≥ 0.012μF; 0402 ≥ 0.15μF; 0603 ≥ 0.33μF; 0805 ≥ 2.2μF; 1206 ≥ 2.2μF; 1210 ≥ 22μF</td> </tr> <tr> <td>≤ 20% 0201 ≥ 0.1μF; 0402 ≥ 1μF</td> </tr> <tr> <td rowspan="2">10V</td> <td rowspan="2">≤ 7.5%</td> <td>≤ 15% 0201 ≥ 0.012μF; 0402 ≥ 0.15μF; 0603 ≥ 0.33μF; 0805 ≥ 2.2μF; 1206 ≥ 2.2μF; 1210 ≥ 22μF</td> </tr> <tr> <td>≤ 20% 0201 ≥ 0.1μF; 0402 ≥ 1μF</td> </tr> <tr> <td rowspan="2">6.3V</td> <td rowspan="2">≤ 15%</td> <td>≤ 30% 0201 ≥ 0.1μF; 0402 ≥ 1μF; 0603 ≥ 10μF; 0805 ≥ 4.7μF; 1206 ≥ 47μF; 1210 ≥ 100μF</td> </tr> <tr> <td>---</td> </tr> <tr> <td>4V</td> <td>≤ 20%</td> <td>---</td> </tr> </tbody> </table>	Rated vol.	D.F. ≤	Exception of D.F. ≤	100V	≤ 3%	≤ 6% 1206 ≥ 0.47μF	≤ 7.5% 0603 ≥ 0.068μF; 0805 > 0.1μF; 1206 ≥ 1μF; 1210 ≥ 2.2μF	≤ 20% 0805 > 0.22μF; 1210 ≥ 3.3μF	50V	≤ 3%	≤ 6% 0201(50V); 0603 ≥ 0.047μF; 0805 ≥ 0.18μF; 1206 ≥ 0.47μF	≤ 10% 0201 ≥ 0.01μF; 1210 ≥ 3.3μF	≤ 20% 0402 ≥ 0.012μF; 0603 > 0.1μF; 0805/X7R > 0.47μF; 1206 ≥ 2.2μF; 1210 ≥ 10μF	35V	≤ 5%	≤ 20% 0603 ≥ 1μF; 0805 ≥ 2.2μF; 1206 ≥ 2.2μF; 1210 ≥ 10μF	≤ 10% 0201 ≥ 0.01μF; 0805 ≥ 1μF; 1210 ≥ 10μF	≤ 14% 0603 ≥ 0.33μF	25V	≤ 5%	≤ 15% 0201 ≥ 0.1μF; 0402 ≥ 0.056μF; 0603 ≥ 0.47μF; 0805 ≥ 2.2μF; 1206 ≥ 4.7μF; 1210 ≥ 22μF	≤ 20% 0402 ≥ 0.47μF	≤ 10% 0603 ≥ 0.15μF; 0805 ≥ 0.68μF; 1206 ≥ 2.2μF; 1210 ≥ 4.7μF	16V	≤ 5%	≤ 15% 0201 ≥ 0.022μF; 0402 ≥ 0.033μF; 0603 > 0.47μF; 0805 ≥ 2.2μF; 1206 ≥ 4.7μF; 1210 ≥ 22μF	≤ 15% 0201 ≥ 0.012μF; 0402 ≥ 0.15μF; 0603 ≥ 0.33μF; 0805 ≥ 2.2μF; 1206 ≥ 2.2μF; 1210 ≥ 22μF	≤ 20% 0201 ≥ 0.1μF; 0402 ≥ 1μF	10V	≤ 7.5%	≤ 15% 0201 ≥ 0.012μF; 0402 ≥ 0.15μF; 0603 ≥ 0.33μF; 0805 ≥ 2.2μF; 1206 ≥ 2.2μF; 1210 ≥ 22μF	≤ 20% 0201 ≥ 0.1μF; 0402 ≥ 1μF	6.3V	≤ 15%	≤ 30% 0201 ≥ 0.1μF; 0402 ≥ 1μF; 0603 ≥ 10μF; 0805 ≥ 4.7μF; 1206 ≥ 47μF; 1210 ≥ 100μF	---	4V	≤ 20%	---
Rated vol.	D.F. ≤	Exception of D.F. ≤																																								
100V	≤ 3%	≤ 6% 1206 ≥ 0.47μF																																								
		≤ 7.5% 0603 ≥ 0.068μF; 0805 > 0.1μF; 1206 ≥ 1μF; 1210 ≥ 2.2μF																																								
		≤ 20% 0805 > 0.22μF; 1210 ≥ 3.3μF																																								
50V	≤ 3%	≤ 6% 0201(50V); 0603 ≥ 0.047μF; 0805 ≥ 0.18μF; 1206 ≥ 0.47μF																																								
		≤ 10% 0201 ≥ 0.01μF; 1210 ≥ 3.3μF																																								
		≤ 20% 0402 ≥ 0.012μF; 0603 > 0.1μF; 0805/X7R > 0.47μF; 1206 ≥ 2.2μF; 1210 ≥ 10μF																																								
35V	≤ 5%	≤ 20% 0603 ≥ 1μF; 0805 ≥ 2.2μF; 1206 ≥ 2.2μF; 1210 ≥ 10μF																																								
		≤ 10% 0201 ≥ 0.01μF; 0805 ≥ 1μF; 1210 ≥ 10μF																																								
		≤ 14% 0603 ≥ 0.33μF																																								
25V	≤ 5%	≤ 15% 0201 ≥ 0.1μF; 0402 ≥ 0.056μF; 0603 ≥ 0.47μF; 0805 ≥ 2.2μF; 1206 ≥ 4.7μF; 1210 ≥ 22μF																																								
		≤ 20% 0402 ≥ 0.47μF																																								
		≤ 10% 0603 ≥ 0.15μF; 0805 ≥ 0.68μF; 1206 ≥ 2.2μF; 1210 ≥ 4.7μF																																								
16V	≤ 5%	≤ 15% 0201 ≥ 0.022μF; 0402 ≥ 0.033μF; 0603 > 0.47μF; 0805 ≥ 2.2μF; 1206 ≥ 4.7μF; 1210 ≥ 22μF																																								
		≤ 15% 0201 ≥ 0.012μF; 0402 ≥ 0.15μF; 0603 ≥ 0.33μF; 0805 ≥ 2.2μF; 1206 ≥ 2.2μF; 1210 ≥ 22μF																																								
		≤ 20% 0201 ≥ 0.1μF; 0402 ≥ 1μF																																								
10V	≤ 7.5%	≤ 15% 0201 ≥ 0.012μF; 0402 ≥ 0.15μF; 0603 ≥ 0.33μF; 0805 ≥ 2.2μF; 1206 ≥ 2.2μF; 1210 ≥ 22μF																																								
		≤ 20% 0201 ≥ 0.1μF; 0402 ≥ 1μF																																								
6.3V	≤ 15%	≤ 30% 0201 ≥ 0.1μF; 0402 ≥ 1μF; 0603 ≥ 10μF; 0805 ≥ 4.7μF; 1206 ≥ 47μF; 1210 ≥ 100μF																																								

4V	≤ 20%	---																																								
* I.R.: ≥ 10GΩ or RxC ≥ 500Ω·F whichever is smaller. Class II (X7R)																																										
<table border="1"> <thead> <tr> <th>Rated voltage</th> <th>Insulation Resistance</th> </tr> </thead> <tbody> <tr> <td>≥ 100V: All X7R; 1210 ≥ 3.3μF</td> <td rowspan="6">1GΩ or RxC ≥ 10 Ω·F whichever is smaller.</td> </tr> <tr> <td>50V: 0402 > 0.01μF; 0603 ≥ 1μF; 0805 ≥ 1μF; 1206 ≥ 4.7μF; 1210 ≥ 4.7μF</td> </tr> <tr> <td>35V: 0603 ≥ 1μF; 0805 ≥ 2.2μF; 1206 ≥ 2.2μF; 1210 ≥ 10μF</td> </tr> <tr> <td>25V: 0201 ≥ 0.1μF; 0402 ≥ 0.22μF; 0603 ≥ 2.2μF; 0805 ≥ 2.2μF; 1206 ≥ 10μF; 1210 ≥ 10μF</td> </tr> <tr> <td>16V: 0201 ≥ 0.1μF; 0402 ≥ 0.22μF; 0603 ≥ 1μF; 0805 ≥ 2.2μF; 1206 ≥ 10μF; 1210 ≥ 47μF</td> </tr> <tr> <td>10V: 0201 ≥ 47nF; 0402 ≥ 0.47μF; 0603 ≥ 0.47μF; 0805 ≥ 2.2μF; 1206 ≥ 4.7μF; 1210 ≥ 47μF</td> </tr> <tr> <td>6.3V; 4V; Size ≥ 1812</td> <td></td> </tr> </tbody> </table>		Rated voltage	Insulation Resistance	≥ 100V: All X7R; 1210 ≥ 3.3μF	1GΩ or RxC ≥ 10 Ω·F whichever is smaller.	50V: 0402 > 0.01μF; 0603 ≥ 1μF; 0805 ≥ 1μF; 1206 ≥ 4.7μF; 1210 ≥ 4.7μF	35V: 0603 ≥ 1μF; 0805 ≥ 2.2μF; 1206 ≥ 2.2μF; 1210 ≥ 10μF	25V: 0201 ≥ 0.1μF; 0402 ≥ 0.22μF; 0603 ≥ 2.2μF; 0805 ≥ 2.2μF; 1206 ≥ 10μF; 1210 ≥ 10μF	16V: 0201 ≥ 0.1μF; 0402 ≥ 0.22μF; 0603 ≥ 1μF; 0805 ≥ 2.2μF; 1206 ≥ 10μF; 1210 ≥ 47μF	10V: 0201 ≥ 47nF; 0402 ≥ 0.47μF; 0603 ≥ 0.47μF; 0805 ≥ 2.2μF; 1206 ≥ 4.7μF; 1210 ≥ 47μF	6.3V; 4V; Size ≥ 1812																															
Rated voltage	Insulation Resistance																																									
≥ 100V: All X7R; 1210 ≥ 3.3μF	1GΩ or RxC ≥ 10 Ω·F whichever is smaller.																																									
50V: 0402 > 0.01μF; 0603 ≥ 1μF; 0805 ≥ 1μF; 1206 ≥ 4.7μF; 1210 ≥ 4.7μF																																										
35V: 0603 ≥ 1μF; 0805 ≥ 2.2μF; 1206 ≥ 2.2μF; 1210 ≥ 10μF																																										
25V: 0201 ≥ 0.1μF; 0402 ≥ 0.22μF; 0603 ≥ 2.2μF; 0805 ≥ 2.2μF; 1206 ≥ 10μF; 1210 ≥ 10μF																																										
16V: 0201 ≥ 0.1μF; 0402 ≥ 0.22μF; 0603 ≥ 1μF; 0805 ≥ 2.2μF; 1206 ≥ 10μF; 1210 ≥ 47μF																																										
10V: 0201 ≥ 47nF; 0402 ≥ 0.47μF; 0603 ≥ 0.47μF; 0805 ≥ 2.2μF; 1206 ≥ 4.7μF; 1210 ≥ 47μF																																										
6.3V; 4V; Size ≥ 1812																																										

* "Room condition" Temperature: 15 to 35°C, Relative humidity: 25 to 75%, Atmospheric pressure: 86 to 106kPa.

Multilayer Ceramic Capacitors

No.	AEC-Q200 Test Item	AEC-Q200 Test Condition	Requirements										
3.	Temperature Cycling JESD22 Method JA-104	* Conduct 1000 cycles according to the temperatures and time. <table border="1"> <thead> <tr> <th>Step</th> <th>Temp. (°C)</th> <th>Time (min.)</th> </tr> </thead> <tbody> <tr> <td>1</td> <td>-55°C +0/-3</td> <td>5±1</td> </tr> <tr> <td>2</td> <td>+125°C +3/-0</td> <td>5±1</td> </tr> </tbody> </table> * Before initial measurement (X7R only): Perform 150+0/-10°C for 1 hr and then set for 24±2 hrs at room temp. *Measurement to be made after keeping at room temp. for 24±2 hrs.	Step	Temp. (°C)	Time (min.)	1	-55°C +0/-3	5±1	2	+125°C +3/-0	5±1	* No remarkable damage. * Cap change : NPO: within ±2.5% or 0.25pF whichever is larger. X7R: within ±10.0%. * Q/D.F. value: NPO: Cap≥30pF, Q≥1000 ; Cap<30pF, Q≥400+20C. X7R:. 1. 1812/10V~16V: D.F. ≤ 7%; 1812/3KV: D.F. ≤ 5% 2.	
			Step	Temp. (°C)	Time (min.)								
			1	-55°C +0/-3	5±1								
			2	+125°C +3/-0	5±1								
			Rated vol.	D.F. ≤	Exception of D.F. ≤								
			≥ 100V	≤ 3%	≤ 6% 1206 ≥ 0.47μF ≤ 7.5% 0603 ≥ 0.068μF; 0805 > 0.1μF; 1206 ≥ 1μF; 1210 ≥ 2.2μF ≤ 20% 0805 > 0.22μF; 1210 ≥ 3.3μF								
			50V	≤ 3%	≤ 6% 0201 (50V); 0603 ≥ 0.047μF; 0805 ≥ 0.18μF; 1206 ≥ 0.47μF ≤ 10% 0201 ≥ 0.01μF; 1210 ≥ 3.3μF ≤ 20% 0402 ≥ 0.012μF; 0603 > 0.1μF; 0805/X7R > 0.47μF; 1206 ≥ 2.2μF; 1210 ≥ 10μF								
			35V	≤ 5%	≤ 20% 0603 ≥ 1μF; 0805 ≥ 2.2μF; 1206 ≥ 2.2μF; 1210 ≥ 10μF ≤ 10% 0201 ≥ 0.01μF; 0805 ≥ 1μF; 1210 ≥ 10μF ≤ 14% 0603 ≥ 0.33μF								
			25V	≤ 5%	≤ 15% 0201 ≥ 0.1μF; 0402 ≥ 0.056μF; 0603 ≥ 0.47μF; 0805 ≥ 2.2μF; 1206 ≥ 4.7μF; 1210 ≥ 22μF ≤ 20% 0402 ≥ 0.47μF								
			16V	≤ 5%	≤ 10% 0603 ≥ 0.15μF; 0805 ≥ 0.68μF; 1206 ≥ 2.2μF; 1210 ≥ 4.7μF ≤ 15% 0201 ≥ 0.022μF; 0402 ≥ 0.033μF; 0603 > 0.47μF; 0805 ≥ 2.2μF; 1206 ≥ 4.7μF; 1210 ≥ 22μF								
10V	≤ 7.5%	≤ 15% 0201 ≥ 0.012μF; 0402 ≥ 0.15μF; 0603 ≥ 0.33μF; 0805 ≥ 2.2μF; 1206 ≥ 2.2μF; 1210 ≥ 22μF ≤ 20% 0201 ≥ 0.1μF; 0402 ≥ 1μF											
6.3V	≤ 15%	≤ 30% 0201 ≥ 0.1μF; 0402 ≥ 1μF; 0603 ≥ 10μF; 0805 ≥ 4.7μF; 1206 ≥ 47μF; 1210 ≥ 100μF											
4V	≤ 20%	---											
* I.R.: ≥10GΩ or RxC>500Ω·F whichever is smaller. Class II (X7R)			<table border="1"> <thead> <tr> <th>Rated voltage</th> <th>Insulation Resistance</th> </tr> </thead> <tbody> <tr> <td>≥ 100V: All X7R; 1210 ≥ 3.3μF</td> <td rowspan="7">1GΩ or RxC ≥ 10 Ω·F whichever is smaller.</td> </tr> <tr> <td>50V: 0402 > 0.01μF; 0603 ≥ 1μF; 0805 ≥ 1μF; 1206 ≥ 4.7μF; 1210 ≥ 4.7μF</td> </tr> <tr> <td>35V: 0603 ≥ 1μF; 0805 ≥ 2.2μF; 1206 ≥ 2.2μF; 1210 ≥ 10μF</td> </tr> <tr> <td>25V: 0201 ≥ 0.1μF; 0402 ≥ 0.22μF; 0603 ≥ 2.2μF; 0805 ≥ 2.2μF; 1206 ≥ 10μF; 1210 ≥ 10μF</td> </tr> <tr> <td>16V: 0201 ≥ 0.1μF; 0402 ≥ 0.22μF; 0603 ≥ 1μF; 0805 ≥ 2.2μF; 1206 ≥ 10μF; 1210 ≥ 47μF</td> </tr> <tr> <td>10V: 0201 ≥ 47nF; 0402 ≥ 0.47μF; 0603 ≥ 0.47μF; 0805 ≥ 2.2μF; 1206 ≥ 4.7μF; 1210 ≥ 47μF</td> </tr> <tr> <td>6.3V; 4V; Size ≥ 1812</td> </tr> </tbody> </table>	Rated voltage	Insulation Resistance	≥ 100V: All X7R; 1210 ≥ 3.3μF	1GΩ or RxC ≥ 10 Ω·F whichever is smaller.	50V: 0402 > 0.01μF; 0603 ≥ 1μF; 0805 ≥ 1μF; 1206 ≥ 4.7μF; 1210 ≥ 4.7μF	35V: 0603 ≥ 1μF; 0805 ≥ 2.2μF; 1206 ≥ 2.2μF; 1210 ≥ 10μF	25V: 0201 ≥ 0.1μF; 0402 ≥ 0.22μF; 0603 ≥ 2.2μF; 0805 ≥ 2.2μF; 1206 ≥ 10μF; 1210 ≥ 10μF	16V: 0201 ≥ 0.1μF; 0402 ≥ 0.22μF; 0603 ≥ 1μF; 0805 ≥ 2.2μF; 1206 ≥ 10μF; 1210 ≥ 47μF	10V: 0201 ≥ 47nF; 0402 ≥ 0.47μF; 0603 ≥ 0.47μF; 0805 ≥ 2.2μF; 1206 ≥ 4.7μF; 1210 ≥ 47μF	6.3V; 4V; Size ≥ 1812
Rated voltage	Insulation Resistance												
≥ 100V: All X7R; 1210 ≥ 3.3μF	1GΩ or RxC ≥ 10 Ω·F whichever is smaller.												
50V: 0402 > 0.01μF; 0603 ≥ 1μF; 0805 ≥ 1μF; 1206 ≥ 4.7μF; 1210 ≥ 4.7μF													
35V: 0603 ≥ 1μF; 0805 ≥ 2.2μF; 1206 ≥ 2.2μF; 1210 ≥ 10μF													
25V: 0201 ≥ 0.1μF; 0402 ≥ 0.22μF; 0603 ≥ 2.2μF; 0805 ≥ 2.2μF; 1206 ≥ 10μF; 1210 ≥ 10μF													
16V: 0201 ≥ 0.1μF; 0402 ≥ 0.22μF; 0603 ≥ 1μF; 0805 ≥ 2.2μF; 1206 ≥ 10μF; 1210 ≥ 47μF													
10V: 0201 ≥ 47nF; 0402 ≥ 0.47μF; 0603 ≥ 0.47μF; 0805 ≥ 2.2μF; 1206 ≥ 4.7μF; 1210 ≥ 47μF													
6.3V; 4V; Size ≥ 1812													

* "Room condition" Temperature: 15 to 35°C, Relative humidity: 25 to 75%, Atmospheric pressure: 86 to 106kPa.

Multilayer Ceramic Capacitors

No.	AEC-Q200 Test Item	AEC-Q200 Test Condition	Requirements																																														
4.	Destructive Physical Analysis EIA-469	Per EIA-469	No defects or abnormalities																																														
5.	Moisture Resistance MIL-STD-202 Method 106	* Test temp.: 25~65°C * Humidity: 80~100% RH * Test time: 10 cycles, t=24hrs/cycle. * Measurement to be made after keeping at room temp. for 24±2 hrs.	<p>* No remarkable damage. * Cap change : NPO: within ±3.0% or 0.30pF whichever is larger X7R: within ±12.5%. * Q/D.F. value: NPO: More than 30pF Q≥350 ; 10pF≤C≤30pF, Q≥275+2.5C Less than 10pF Q≥200+10C</p> <p>X7R: 1. 1812/10V~16V: D.F. ≤7%; 1812/3KV: D.F. ≤5% 2.</p> <table border="1"> <thead> <tr> <th>Rated vol.</th> <th>D.F. ≤</th> <th>Exception of D.F. ≤</th> </tr> </thead> <tbody> <tr> <td rowspan="3">≥100V</td> <td rowspan="3">≤3%</td> <td>≤6% 1206 ≥0.47μF</td> </tr> <tr> <td>≤7.5% 0603 ≥0.068μF;0805 >0.1μF;1206 ≥1μF;1210 ≥2.2μF</td> </tr> <tr> <td>≤20% 0805 >0.22μF;1210 ≥3.3μF</td> </tr> <tr> <td rowspan="3">50V</td> <td rowspan="3">≤3%</td> <td>≤6% 0201(50V);0603 ≥0.047μF;0805 ≥0.18μF;1206 ≥0.47μF</td> </tr> <tr> <td>≤10% 0201 ≥0.01μF;1210 ≥3.3μF</td> </tr> <tr> <td>≤20% 0402 ≥0.012μF;0603>0.1μF; 0805/X7R>0.47μF; 1206 ≥2.2μF;1210 ≥10μF</td> </tr> <tr> <td rowspan="3">35V</td> <td rowspan="3">≤5%</td> <td>≤20% 0603 ≥1μF;0805≥2.2μF;1206 ≥2.2μF;1210 ≥10μF</td> </tr> <tr> <td>≤10% 0201 ≥0.01μF;0805 ≥1μF;1210 ≥10μF</td> </tr> <tr> <td>≤14% 0603 ≥0.33μF</td> </tr> <tr> <td rowspan="4">25V</td> <td rowspan="4">≤5%</td> <td>≤15% 0201 ≥0.1μF; 0402 ≥0.056μF;0603 ≥0.47μF; 0805 ≥2.2μF;1206 ≥4.7μF;1210 ≥22μF</td> </tr> <tr> <td>≤20% 0402 ≥0.47μF</td> </tr> <tr> <td>≤10% 0603 ≥0.15μF;0805 ≥0.68μF;1206 ≥2.2μF;1210 ≥4.7μF</td> </tr> <tr> <td>≤15% 0201 ≥0.022μF;0402 ≥0.033μF; 0603>0.47μF;0805 ≥2.2μF;1206 ≥4.7μF;1210 ≥22μF</td> </tr> <tr> <td rowspan="3">10V</td> <td rowspan="3">≤7.5%</td> <td>≤15% 0201 ≥0.012μF;0402 ≥0.15μF; 0603 ≥0.33μF;0805 ≥2.2μF;1206 ≥2.2μF;1210 ≥22μF</td> </tr> <tr> <td>≤20% 0201 ≥0.1μF;0402 ≥1μF</td> </tr> <tr> <td>≤30% 0201 ≥0.1μF;0402 ≥1μF;0603 ≥10μF; 0805 ≥4.7μF;1206 ≥47μF;1210 ≥100μF</td> </tr> <tr> <td>6.3V</td> <td>≤15%</td> <td>≤30% 0201 ≥0.1μF;0402 ≥1μF;0603 ≥10μF; 0805 ≥4.7μF;1206 ≥47μF;1210 ≥100μF</td> </tr> <tr> <td>4V</td> <td>≤20%</td> <td>---</td> </tr> </tbody> </table> <p>* I.R.: ≥10GΩ or RxC≥500Ω·F whichever is smaller. Class II (X7R)</p> <table border="1"> <thead> <tr> <th>Rated voltage</th> <th>Insulation Resistance</th> </tr> </thead> <tbody> <tr> <td>≥100V: All X7R;1210≥3.3μF</td> <td rowspan="6">1GΩ or RxC ≥10 Ω·F whichever is smaller.</td> </tr> <tr> <td>50V: 0402>0.01μF;0603≥1μF;0805≥1μF;1206≥4.7μF;1210≥4.7μF</td> </tr> <tr> <td>35V: 0603≥1μF;0805≥2.2μF;1206≥2.2μF;1210≥10μF</td> </tr> <tr> <td>25V: 0201≥0.1μF;0402≥0.22μF;0603≥2.2μF;0805≥2.2μF; 1206≥10μF;1210≥10μF</td> </tr> <tr> <td>16V: 0201≥0.1μF;0402≥0.22μF;0603≥1μF;0805≥2.2μF; 1206≥10μF;1210≥47μF</td> </tr> <tr> <td>10V: 0201≥47nF;0402≥0.47μF;0603≥0.47μF;0805≥2.2μF; 1206≥4.7μF;1210≥47μF</td> </tr> <tr> <td>6.3V; 4V; Size≥1812</td> <td></td> </tr> </tbody> </table>	Rated vol.	D.F. ≤	Exception of D.F. ≤	≥100V	≤3%	≤6% 1206 ≥0.47μF	≤7.5% 0603 ≥0.068μF;0805 >0.1μF;1206 ≥1μF;1210 ≥2.2μF	≤20% 0805 >0.22μF;1210 ≥3.3μF	50V	≤3%	≤6% 0201(50V);0603 ≥0.047μF;0805 ≥0.18μF;1206 ≥0.47μF	≤10% 0201 ≥0.01μF;1210 ≥3.3μF	≤20% 0402 ≥0.012μF;0603>0.1μF; 0805/X7R>0.47μF; 1206 ≥2.2μF;1210 ≥10μF	35V	≤5%	≤20% 0603 ≥1μF;0805≥2.2μF;1206 ≥2.2μF;1210 ≥10μF	≤10% 0201 ≥0.01μF;0805 ≥1μF;1210 ≥10μF	≤14% 0603 ≥0.33μF	25V	≤5%	≤15% 0201 ≥0.1μF; 0402 ≥0.056μF;0603 ≥0.47μF; 0805 ≥2.2μF;1206 ≥4.7μF;1210 ≥22μF	≤20% 0402 ≥0.47μF	≤10% 0603 ≥0.15μF;0805 ≥0.68μF;1206 ≥2.2μF;1210 ≥4.7μF	≤15% 0201 ≥0.022μF;0402 ≥0.033μF; 0603>0.47μF;0805 ≥2.2μF;1206 ≥4.7μF;1210 ≥22μF	10V	≤7.5%	≤15% 0201 ≥0.012μF;0402 ≥0.15μF; 0603 ≥0.33μF;0805 ≥2.2μF;1206 ≥2.2μF;1210 ≥22μF	≤20% 0201 ≥0.1μF;0402 ≥1μF	≤30% 0201 ≥0.1μF;0402 ≥1μF;0603 ≥10μF; 0805 ≥4.7μF;1206 ≥47μF;1210 ≥100μF	6.3V	≤15%	≤30% 0201 ≥0.1μF;0402 ≥1μF;0603 ≥10μF; 0805 ≥4.7μF;1206 ≥47μF;1210 ≥100μF	4V	≤20%	---	Rated voltage	Insulation Resistance	≥100V: All X7R;1210≥3.3μF	1GΩ or RxC ≥10 Ω·F whichever is smaller.	50V: 0402>0.01μF;0603≥1μF;0805≥1μF;1206≥4.7μF;1210≥4.7μF	35V: 0603≥1μF;0805≥2.2μF;1206≥2.2μF;1210≥10μF	25V: 0201≥0.1μF;0402≥0.22μF;0603≥2.2μF;0805≥2.2μF; 1206≥10μF;1210≥10μF	16V: 0201≥0.1μF;0402≥0.22μF;0603≥1μF;0805≥2.2μF; 1206≥10μF;1210≥47μF	10V: 0201≥47nF;0402≥0.47μF;0603≥0.47μF;0805≥2.2μF; 1206≥4.7μF;1210≥47μF	6.3V; 4V; Size≥1812	
Rated vol.	D.F. ≤	Exception of D.F. ≤																																															
≥100V	≤3%	≤6% 1206 ≥0.47μF																																															
		≤7.5% 0603 ≥0.068μF;0805 >0.1μF;1206 ≥1μF;1210 ≥2.2μF																																															
		≤20% 0805 >0.22μF;1210 ≥3.3μF																																															
50V	≤3%	≤6% 0201(50V);0603 ≥0.047μF;0805 ≥0.18μF;1206 ≥0.47μF																																															
		≤10% 0201 ≥0.01μF;1210 ≥3.3μF																																															
		≤20% 0402 ≥0.012μF;0603>0.1μF; 0805/X7R>0.47μF; 1206 ≥2.2μF;1210 ≥10μF																																															
35V	≤5%	≤20% 0603 ≥1μF;0805≥2.2μF;1206 ≥2.2μF;1210 ≥10μF																																															
		≤10% 0201 ≥0.01μF;0805 ≥1μF;1210 ≥10μF																																															
		≤14% 0603 ≥0.33μF																																															
25V	≤5%	≤15% 0201 ≥0.1μF; 0402 ≥0.056μF;0603 ≥0.47μF; 0805 ≥2.2μF;1206 ≥4.7μF;1210 ≥22μF																																															
		≤20% 0402 ≥0.47μF																																															
		≤10% 0603 ≥0.15μF;0805 ≥0.68μF;1206 ≥2.2μF;1210 ≥4.7μF																																															
		≤15% 0201 ≥0.022μF;0402 ≥0.033μF; 0603>0.47μF;0805 ≥2.2μF;1206 ≥4.7μF;1210 ≥22μF																																															
10V	≤7.5%	≤15% 0201 ≥0.012μF;0402 ≥0.15μF; 0603 ≥0.33μF;0805 ≥2.2μF;1206 ≥2.2μF;1210 ≥22μF																																															
		≤20% 0201 ≥0.1μF;0402 ≥1μF																																															
		≤30% 0201 ≥0.1μF;0402 ≥1μF;0603 ≥10μF; 0805 ≥4.7μF;1206 ≥47μF;1210 ≥100μF																																															
6.3V	≤15%	≤30% 0201 ≥0.1μF;0402 ≥1μF;0603 ≥10μF; 0805 ≥4.7μF;1206 ≥47μF;1210 ≥100μF																																															
4V	≤20%	---																																															
Rated voltage	Insulation Resistance																																																
≥100V: All X7R;1210≥3.3μF	1GΩ or RxC ≥10 Ω·F whichever is smaller.																																																
50V: 0402>0.01μF;0603≥1μF;0805≥1μF;1206≥4.7μF;1210≥4.7μF																																																	
35V: 0603≥1μF;0805≥2.2μF;1206≥2.2μF;1210≥10μF																																																	
25V: 0201≥0.1μF;0402≥0.22μF;0603≥2.2μF;0805≥2.2μF; 1206≥10μF;1210≥10μF																																																	
16V: 0201≥0.1μF;0402≥0.22μF;0603≥1μF;0805≥2.2μF; 1206≥10μF;1210≥47μF																																																	
10V: 0201≥47nF;0402≥0.47μF;0603≥0.47μF;0805≥2.2μF; 1206≥4.7μF;1210≥47μF																																																	
6.3V; 4V; Size≥1812																																																	

* "Room condition" Temperature: 15 to 35°C, Relative humidity: 25 to 75%, Atmospheric pressure: 86 to 106kPa.

Multilayer Ceramic Capacitors

No.	AEC-Q200 Test Item	AEC-Q200 Test Condition	Requirements																																																									
6.	Biased Humidity MIL-STD-202 Method 103	* Test temp.: 85±3°C * Humidity: 85%RH * Test time: 1000+24/-0 hrs. * To apply voltage : rated voltage(Max.500V) and 1.3~1.5Vdc. (add 100k ohm resistor) * Before initial measurement (Class II only) : To apply test voltage for 1hr at test temp. and then set for 24±2 hrs at room temp. * Measurement to be made after keeping at room temp. for 24±2 hrs.	* No remarkable damage. * Cap change: NPO: within ±3.0% or 0.30pF whichever is larger. X7R: within ±12.5% * Q/D.F. value: NPO: C≥30pF, Q≥200; C<30pF, Q≥100+10/3C X7R: 1. 1812/10V~16V: D.F. ≤7%; 1812/3KV: D.F. ≤5% 2. <table border="1"> <thead> <tr> <th>Rated vol.</th> <th>D.F. ≤</th> <th>Exception of D.F. ≤</th> </tr> </thead> <tbody> <tr> <td rowspan="3">≥100V</td> <td rowspan="3">≤3%</td> <td>≤6% 1206 ≥0.47μF</td> </tr> <tr> <td>≤7.5% 0603 ≥0.068μF;0805 >0.1μF;1206 ≥1μF;1210 ≥2.2μF</td> </tr> <tr> <td>≤20% 0805 >0.22μF;1210 ≥3.3μF</td> </tr> <tr> <td rowspan="3">50V</td> <td rowspan="3">≤3%</td> <td>≤6% 0201(50V);0603 ≥0.047μF;0805 ≥0.18μF;1206 ≥0.47μF</td> </tr> <tr> <td>≤10% 0201 ≥0.01μF;1210 ≥3.3μF</td> </tr> <tr> <td>≤20% 0402 ≥0.012μF;0603>0.1μF; 0805/X7R>0.47μF; 1206 ≥2.2μF;1210 ≥10μF</td> </tr> <tr> <td rowspan="3">35V</td> <td rowspan="3">≤5%</td> <td>≤20% 0603 ≥1μF;0805≥2.2μF;1206 ≥2.2μF;1210 ≥10μF</td> </tr> <tr> <td>≤10% 0201 ≥0.01μF;0805 ≥1μF;1210 ≥10μF</td> </tr> <tr> <td>≤14% 0603 ≥0.33μF</td> </tr> <tr> <td rowspan="3">25V</td> <td rowspan="3">≤5%</td> <td>≤15% 0201 ≥0.1μF; 0402 ≥0.056μF;0603 ≥0.47μF; 0805 ≥2.2μF;1206 ≥4.7μF;1210 ≥22μF</td> </tr> <tr> <td>≤20% 0402 ≥0.47μF</td> </tr> <tr> <td>≤10% 0603 ≥0.15μF;0805 ≥0.68μF;1206 ≥2.2μF;1210 ≥4.7μF</td> </tr> <tr> <td rowspan="2">16V</td> <td rowspan="2">≤5%</td> <td>≤15% 0201 ≥0.022μF;0402 ≥0.033μF; 0603>0.47μF;0805 ≥2.2μF;1206 ≥4.7μF;1210 ≥22μF</td> </tr> <tr> <td>≤15% 0201 ≥0.012μF;0402 ≥0.15μF; 0603 ≥0.33μF;0805 ≥2.2μF;1206 ≥2.2μF;1210 ≥22μF</td> </tr> <tr> <td rowspan="2">10V</td> <td rowspan="2">≤7.5%</td> <td>≤15% 0201 ≥0.012μF;0402 ≥0.15μF; 0603 ≥0.33μF;0805 ≥2.2μF;1206 ≥2.2μF;1210 ≥22μF</td> </tr> <tr> <td>≤20% 0201 ≥0.1μF;0402 ≥1μF</td> </tr> <tr> <td>6.3V</td> <td>≤15%</td> <td>≤30% 0201 ≥0.1μF;0402 ≥1μF;0603 ≥10μF; 0805 ≥4.7μF;1206 ≥47μF;1210 ≥100μF</td> </tr> <tr> <td>4V</td> <td>≤20%</td> <td>---</td> </tr> </tbody> </table> <p>* I.R.: ≥1GΩ or RxC≥50Ω-F whichever is smaller. Class II (X7R) for rated voltage test</p> <table border="1"> <thead> <tr> <th>Rated voltage</th> <th>Insulation Resistance</th> </tr> </thead> <tbody> <tr> <td>≥100V: All X7R;1210≥3.3μF</td> <td rowspan="7">500MΩ or RxC ≥5 Ω-F whichever is smaller.</td> </tr> <tr> <td>50V: 0402>0.01μF;0603≥1μF;0805≥1μF;1206≥4.7μF;1210≥4.7μF</td> </tr> <tr> <td>35V: 0603≥1μF;0805≥2.2μF;1206≥2.2μF;1210≥10μF</td> </tr> <tr> <td>25V: 0201≥0.1μF;0402≥0.22μF;0603≥2.2μF;0805≥2.2μF; 1206≥10μF;1210≥10μF</td> </tr> <tr> <td>16V: 0201≥0.1μF;0402≥0.22μF;0603≥1μF;0805≥2.2μF; 1206≥10μF;1210≥47μF</td> </tr> <tr> <td>10V: 0201≥47nF;0402≥0.47μF;0603≥0.47μF;0805≥2.2μF; 1206≥4.7μF;1210≥47μF</td> </tr> <tr> <td>6.3V; 4V; Size≥1812</td> </tr> </tbody> </table> <p>Class II (X7R) for 1.3~1.5Vdc</p> <table border="1"> <thead> <tr> <th>Rated voltage</th> <th>Insulation Resistance</th> </tr> </thead> <tbody> <tr> <td>≥100V: All X7R;1210≥3.3μF</td> <td rowspan="7">1GΩ or RxC ≥10 Ω-F whichever is smaller.</td> </tr> <tr> <td>50V: 0402>0.01μF;0603≥1μF;0805≥1μF;1206≥4.7μF;1210≥4.7μF</td> </tr> <tr> <td>35V: 0603≥1μF;0805≥2.2μF;1206≥2.2μF;1210≥10μF</td> </tr> <tr> <td>25V: 0201≥0.1μF;0402≥0.22μF;0603≥2.2μF;0805≥2.2μF; 1206≥10μF;1210≥10μF</td> </tr> <tr> <td>16V: 0201≥0.1μF;0402≥0.22μF;0603≥1μF;0805≥2.2μF; 1206≥10μF;1210≥47μF</td> </tr> <tr> <td>10V: 0201≥47nF;0402≥0.47μF;0603≥0.47μF;0805≥2.2μF; 1206≥4.7μF;1210≥47μF</td> </tr> <tr> <td>6.3V; 4V; Size≥1812</td> </tr> </tbody> </table>	Rated vol.	D.F. ≤	Exception of D.F. ≤	≥100V	≤3%	≤6% 1206 ≥0.47μF	≤7.5% 0603 ≥0.068μF;0805 >0.1μF;1206 ≥1μF;1210 ≥2.2μF	≤20% 0805 >0.22μF;1210 ≥3.3μF	50V	≤3%	≤6% 0201(50V);0603 ≥0.047μF;0805 ≥0.18μF;1206 ≥0.47μF	≤10% 0201 ≥0.01μF;1210 ≥3.3μF	≤20% 0402 ≥0.012μF;0603>0.1μF; 0805/X7R>0.47μF; 1206 ≥2.2μF;1210 ≥10μF	35V	≤5%	≤20% 0603 ≥1μF;0805≥2.2μF;1206 ≥2.2μF;1210 ≥10μF	≤10% 0201 ≥0.01μF;0805 ≥1μF;1210 ≥10μF	≤14% 0603 ≥0.33μF	25V	≤5%	≤15% 0201 ≥0.1μF; 0402 ≥0.056μF;0603 ≥0.47μF; 0805 ≥2.2μF;1206 ≥4.7μF;1210 ≥22μF	≤20% 0402 ≥0.47μF	≤10% 0603 ≥0.15μF;0805 ≥0.68μF;1206 ≥2.2μF;1210 ≥4.7μF	16V	≤5%	≤15% 0201 ≥0.022μF;0402 ≥0.033μF; 0603>0.47μF;0805 ≥2.2μF;1206 ≥4.7μF;1210 ≥22μF	≤15% 0201 ≥0.012μF;0402 ≥0.15μF; 0603 ≥0.33μF;0805 ≥2.2μF;1206 ≥2.2μF;1210 ≥22μF	10V	≤7.5%	≤15% 0201 ≥0.012μF;0402 ≥0.15μF; 0603 ≥0.33μF;0805 ≥2.2μF;1206 ≥2.2μF;1210 ≥22μF	≤20% 0201 ≥0.1μF;0402 ≥1μF	6.3V	≤15%	≤30% 0201 ≥0.1μF;0402 ≥1μF;0603 ≥10μF; 0805 ≥4.7μF;1206 ≥47μF;1210 ≥100μF	4V	≤20%	---	Rated voltage	Insulation Resistance	≥100V: All X7R;1210≥3.3μF	500MΩ or RxC ≥5 Ω-F whichever is smaller.	50V: 0402>0.01μF;0603≥1μF;0805≥1μF;1206≥4.7μF;1210≥4.7μF	35V: 0603≥1μF;0805≥2.2μF;1206≥2.2μF;1210≥10μF	25V: 0201≥0.1μF;0402≥0.22μF;0603≥2.2μF;0805≥2.2μF; 1206≥10μF;1210≥10μF	16V: 0201≥0.1μF;0402≥0.22μF;0603≥1μF;0805≥2.2μF; 1206≥10μF;1210≥47μF	10V: 0201≥47nF;0402≥0.47μF;0603≥0.47μF;0805≥2.2μF; 1206≥4.7μF;1210≥47μF	6.3V; 4V; Size≥1812	Rated voltage	Insulation Resistance	≥100V: All X7R;1210≥3.3μF	1GΩ or RxC ≥10 Ω-F whichever is smaller.	50V: 0402>0.01μF;0603≥1μF;0805≥1μF;1206≥4.7μF;1210≥4.7μF	35V: 0603≥1μF;0805≥2.2μF;1206≥2.2μF;1210≥10μF	25V: 0201≥0.1μF;0402≥0.22μF;0603≥2.2μF;0805≥2.2μF; 1206≥10μF;1210≥10μF	16V: 0201≥0.1μF;0402≥0.22μF;0603≥1μF;0805≥2.2μF; 1206≥10μF;1210≥47μF	10V: 0201≥47nF;0402≥0.47μF;0603≥0.47μF;0805≥2.2μF; 1206≥4.7μF;1210≥47μF	6.3V; 4V; Size≥1812
Rated vol.	D.F. ≤	Exception of D.F. ≤																																																										
≥100V	≤3%	≤6% 1206 ≥0.47μF																																																										
		≤7.5% 0603 ≥0.068μF;0805 >0.1μF;1206 ≥1μF;1210 ≥2.2μF																																																										
		≤20% 0805 >0.22μF;1210 ≥3.3μF																																																										
50V	≤3%	≤6% 0201(50V);0603 ≥0.047μF;0805 ≥0.18μF;1206 ≥0.47μF																																																										
		≤10% 0201 ≥0.01μF;1210 ≥3.3μF																																																										
		≤20% 0402 ≥0.012μF;0603>0.1μF; 0805/X7R>0.47μF; 1206 ≥2.2μF;1210 ≥10μF																																																										
35V	≤5%	≤20% 0603 ≥1μF;0805≥2.2μF;1206 ≥2.2μF;1210 ≥10μF																																																										
		≤10% 0201 ≥0.01μF;0805 ≥1μF;1210 ≥10μF																																																										
		≤14% 0603 ≥0.33μF																																																										
25V	≤5%	≤15% 0201 ≥0.1μF; 0402 ≥0.056μF;0603 ≥0.47μF; 0805 ≥2.2μF;1206 ≥4.7μF;1210 ≥22μF																																																										
		≤20% 0402 ≥0.47μF																																																										
		≤10% 0603 ≥0.15μF;0805 ≥0.68μF;1206 ≥2.2μF;1210 ≥4.7μF																																																										
16V	≤5%	≤15% 0201 ≥0.022μF;0402 ≥0.033μF; 0603>0.47μF;0805 ≥2.2μF;1206 ≥4.7μF;1210 ≥22μF																																																										
		≤15% 0201 ≥0.012μF;0402 ≥0.15μF; 0603 ≥0.33μF;0805 ≥2.2μF;1206 ≥2.2μF;1210 ≥22μF																																																										
10V	≤7.5%	≤15% 0201 ≥0.012μF;0402 ≥0.15μF; 0603 ≥0.33μF;0805 ≥2.2μF;1206 ≥2.2μF;1210 ≥22μF																																																										
		≤20% 0201 ≥0.1μF;0402 ≥1μF																																																										
6.3V	≤15%	≤30% 0201 ≥0.1μF;0402 ≥1μF;0603 ≥10μF; 0805 ≥4.7μF;1206 ≥47μF;1210 ≥100μF																																																										
4V	≤20%	---																																																										
Rated voltage	Insulation Resistance																																																											
≥100V: All X7R;1210≥3.3μF	500MΩ or RxC ≥5 Ω-F whichever is smaller.																																																											
50V: 0402>0.01μF;0603≥1μF;0805≥1μF;1206≥4.7μF;1210≥4.7μF																																																												
35V: 0603≥1μF;0805≥2.2μF;1206≥2.2μF;1210≥10μF																																																												
25V: 0201≥0.1μF;0402≥0.22μF;0603≥2.2μF;0805≥2.2μF; 1206≥10μF;1210≥10μF																																																												
16V: 0201≥0.1μF;0402≥0.22μF;0603≥1μF;0805≥2.2μF; 1206≥10μF;1210≥47μF																																																												
10V: 0201≥47nF;0402≥0.47μF;0603≥0.47μF;0805≥2.2μF; 1206≥4.7μF;1210≥47μF																																																												
6.3V; 4V; Size≥1812																																																												
Rated voltage	Insulation Resistance																																																											
≥100V: All X7R;1210≥3.3μF	1GΩ or RxC ≥10 Ω-F whichever is smaller.																																																											
50V: 0402>0.01μF;0603≥1μF;0805≥1μF;1206≥4.7μF;1210≥4.7μF																																																												
35V: 0603≥1μF;0805≥2.2μF;1206≥2.2μF;1210≥10μF																																																												
25V: 0201≥0.1μF;0402≥0.22μF;0603≥2.2μF;0805≥2.2μF; 1206≥10μF;1210≥10μF																																																												
16V: 0201≥0.1μF;0402≥0.22μF;0603≥1μF;0805≥2.2μF; 1206≥10μF;1210≥47μF																																																												
10V: 0201≥47nF;0402≥0.47μF;0603≥0.47μF;0805≥2.2μF; 1206≥4.7μF;1210≥47μF																																																												
6.3V; 4V; Size≥1812																																																												

* "Room condition" Temperature: 15 to 35°C, Relative humidity: 25 to 75%, Atmospheric pressure: 86 to 106kPa.

Multilayer Ceramic Capacitors

No.	AEC-Q200 Test Item	AEC-Q200 Test Condition	Requirements																																					
7.	Operational Life MIL-STD-202 Method 108	* Test temp.: 125±3°C * To apply voltage: full rated voltage. * Test time: 1000+24/-0 hrs. * Before initial measurement (X7R only): Apply rated voltage for 1 hr at 125°C. Remove and let set for 24±2 hrs at room temp. * Measurement to be made after keeping at room temp. for 24±2 hrs.	* No remarkable damage. * Cap change: NPO: within ±3.0% or ±0.3pF whichever is larger X7R: within ±12.5%. * Q/D.F. value: NPO: More than 30pF, Q≥350 ; 10pF≤C<30pF, Q≥275+2.5C Less than 10pF, Q≥200+10C X7R: 1. 1812/10V~16V: D.F. ≤ 7%; 1812/3KV: D.F. ≤ 5% 2. <table border="1" style="width: 100%; border-collapse: collapse;"> <thead> <tr> <th>Rated vol.</th> <th>D.F. ≤</th> <th>Exception of D.F. ≤</th> </tr> </thead> <tbody> <tr> <td rowspan="3">≥ 100V</td> <td rowspan="3">≤ 3%</td> <td>≤ 6% 1206 ≥ 0.47μF</td> </tr> <tr> <td>≤ 7.5% 0603 ≥ 0.068μF; 0805 > 0.1μF; 1206 ≥ 1μF; 1210 ≥ 2.2μF</td> </tr> <tr> <td>≤ 20% 0805 > 0.22μF; 1210 ≥ 3.3μF</td> </tr> <tr> <td rowspan="3">50V</td> <td rowspan="3">≤ 3%</td> <td>≤ 6% 0201(50V); 0603 ≥ 0.047μF; 0805 ≥ 0.18μF; 1206 ≥ 0.47μF</td> </tr> <tr> <td>≤ 10% 0201 ≥ 0.01μF; 1210 ≥ 3.3μF</td> </tr> <tr> <td>≤ 20% 0402 ≥ 0.012μF; 0603 > 0.1μF; 0805/X7R > 0.47μF; 1206 ≥ 2.2μF; 1210 ≥ 10μF</td> </tr> <tr> <td>35V</td> <td>≤ 5%</td> <td>≤ 20% 0603 ≥ 1μF; 0805 ≥ 2.2μF; 1206 ≥ 2.2μF; 1210 ≥ 10μF</td> </tr> <tr> <td rowspan="3">25V</td> <td rowspan="3">≤ 5%</td> <td>≤ 10% 0201 ≥ 0.01μF; 0805 ≥ 1μF; 1210 ≥ 10μF</td> </tr> <tr> <td>≤ 14% 0603 ≥ 0.33μF</td> </tr> <tr> <td>≤ 15% 0201 ≥ 0.1μF; 0402 ≥ 0.056μF; 0603 ≥ 0.47μF; 0805 ≥ 2.2μF; 1206 ≥ 4.7μF; 1210 ≥ 22μF</td> </tr> <tr> <td rowspan="3">16V</td> <td rowspan="3">≤ 5%</td> <td>≤ 20% 0402 ≥ 0.47μF</td> </tr> <tr> <td>≤ 10% 0603 ≥ 0.15μF; 0805 ≥ 0.68μF; 1206 ≥ 2.2μF; 1210 ≥ 4.7μF</td> </tr> <tr> <td>≤ 15% 0201 ≥ 0.022μF; 0402 ≥ 0.033μF; 0603 > 0.47μF; 0805 ≥ 2.2μF; 1206 ≥ 4.7μF; 1210 ≥ 22μF</td> </tr> <tr> <td rowspan="3">10V</td> <td rowspan="3">≤ 7.5%</td> <td>≤ 15% 0201 ≥ 0.012μF; 0402 ≥ 0.15μF; 0603 ≥ 0.33μF; 0805 ≥ 2.2μF; 1206 ≥ 2.2μF; 1210 ≥ 22μF</td> </tr> <tr> <td>≤ 20% 0201 ≥ 0.1μF; 0402 ≥ 1μF</td> </tr> <tr> <td>≤ 30% 0201 ≥ 0.1μF; 0402 ≥ 1μF; 0603 ≥ 10μF; 0805 ≥ 4.7μF; 1206 ≥ 47μF; 1210 ≥ 100μF</td> </tr> <tr> <td>6.3V</td> <td>≤ 15%</td> <td>--</td> </tr> <tr> <td>4V</td> <td>≤ 20%</td> <td>--</td> </tr> </tbody> </table> * I.R.: ≥1GΩ or RxC≥50Ω·F whichever is smaller. Class II (X7R)	Rated vol.	D.F. ≤	Exception of D.F. ≤	≥ 100V	≤ 3%	≤ 6% 1206 ≥ 0.47μF	≤ 7.5% 0603 ≥ 0.068μF; 0805 > 0.1μF; 1206 ≥ 1μF; 1210 ≥ 2.2μF	≤ 20% 0805 > 0.22μF; 1210 ≥ 3.3μF	50V	≤ 3%	≤ 6% 0201(50V); 0603 ≥ 0.047μF; 0805 ≥ 0.18μF; 1206 ≥ 0.47μF	≤ 10% 0201 ≥ 0.01μF; 1210 ≥ 3.3μF	≤ 20% 0402 ≥ 0.012μF; 0603 > 0.1μF; 0805/X7R > 0.47μF; 1206 ≥ 2.2μF; 1210 ≥ 10μF	35V	≤ 5%	≤ 20% 0603 ≥ 1μF; 0805 ≥ 2.2μF; 1206 ≥ 2.2μF; 1210 ≥ 10μF	25V	≤ 5%	≤ 10% 0201 ≥ 0.01μF; 0805 ≥ 1μF; 1210 ≥ 10μF	≤ 14% 0603 ≥ 0.33μF	≤ 15% 0201 ≥ 0.1μF; 0402 ≥ 0.056μF; 0603 ≥ 0.47μF; 0805 ≥ 2.2μF; 1206 ≥ 4.7μF; 1210 ≥ 22μF	16V	≤ 5%	≤ 20% 0402 ≥ 0.47μF	≤ 10% 0603 ≥ 0.15μF; 0805 ≥ 0.68μF; 1206 ≥ 2.2μF; 1210 ≥ 4.7μF	≤ 15% 0201 ≥ 0.022μF; 0402 ≥ 0.033μF; 0603 > 0.47μF; 0805 ≥ 2.2μF; 1206 ≥ 4.7μF; 1210 ≥ 22μF	10V	≤ 7.5%	≤ 15% 0201 ≥ 0.012μF; 0402 ≥ 0.15μF; 0603 ≥ 0.33μF; 0805 ≥ 2.2μF; 1206 ≥ 2.2μF; 1210 ≥ 22μF	≤ 20% 0201 ≥ 0.1μF; 0402 ≥ 1μF	≤ 30% 0201 ≥ 0.1μF; 0402 ≥ 1μF; 0603 ≥ 10μF; 0805 ≥ 4.7μF; 1206 ≥ 47μF; 1210 ≥ 100μF	6.3V	≤ 15%	--	4V	≤ 20%	--
Rated vol.	D.F. ≤	Exception of D.F. ≤																																						
≥ 100V	≤ 3%	≤ 6% 1206 ≥ 0.47μF																																						
		≤ 7.5% 0603 ≥ 0.068μF; 0805 > 0.1μF; 1206 ≥ 1μF; 1210 ≥ 2.2μF																																						
		≤ 20% 0805 > 0.22μF; 1210 ≥ 3.3μF																																						
50V	≤ 3%	≤ 6% 0201(50V); 0603 ≥ 0.047μF; 0805 ≥ 0.18μF; 1206 ≥ 0.47μF																																						
		≤ 10% 0201 ≥ 0.01μF; 1210 ≥ 3.3μF																																						
		≤ 20% 0402 ≥ 0.012μF; 0603 > 0.1μF; 0805/X7R > 0.47μF; 1206 ≥ 2.2μF; 1210 ≥ 10μF																																						
35V	≤ 5%	≤ 20% 0603 ≥ 1μF; 0805 ≥ 2.2μF; 1206 ≥ 2.2μF; 1210 ≥ 10μF																																						
25V	≤ 5%	≤ 10% 0201 ≥ 0.01μF; 0805 ≥ 1μF; 1210 ≥ 10μF																																						
		≤ 14% 0603 ≥ 0.33μF																																						
		≤ 15% 0201 ≥ 0.1μF; 0402 ≥ 0.056μF; 0603 ≥ 0.47μF; 0805 ≥ 2.2μF; 1206 ≥ 4.7μF; 1210 ≥ 22μF																																						
16V	≤ 5%	≤ 20% 0402 ≥ 0.47μF																																						
		≤ 10% 0603 ≥ 0.15μF; 0805 ≥ 0.68μF; 1206 ≥ 2.2μF; 1210 ≥ 4.7μF																																						
		≤ 15% 0201 ≥ 0.022μF; 0402 ≥ 0.033μF; 0603 > 0.47μF; 0805 ≥ 2.2μF; 1206 ≥ 4.7μF; 1210 ≥ 22μF																																						
10V	≤ 7.5%	≤ 15% 0201 ≥ 0.012μF; 0402 ≥ 0.15μF; 0603 ≥ 0.33μF; 0805 ≥ 2.2μF; 1206 ≥ 2.2μF; 1210 ≥ 22μF																																						
		≤ 20% 0201 ≥ 0.1μF; 0402 ≥ 1μF																																						
		≤ 30% 0201 ≥ 0.1μF; 0402 ≥ 1μF; 0603 ≥ 10μF; 0805 ≥ 4.7μF; 1206 ≥ 47μF; 1210 ≥ 100μF																																						
6.3V	≤ 15%	--																																						
4V	≤ 20%	--																																						
8.	External Visual MIL-STD-883 Method 2009	Visual inspection	No remarkable defect.																																					
9.	Physical Dimension JESD22 Method JB-100	Using by calipers	Within the specified dimensions																																					

* "Room condition" Temperature: 15 to 35°C, Relative humidity: 25 to 75%, Atmospheric pressure: 86 to 106kPa.

Multilayer Ceramic Capacitors

No.	AEC-Q200 Test Item	AEC-Q200 Test Condition	Requirements			
10.	Resistance to Solvents MIL-STD-202 Method 215	* Temperature: 25±5°C * Time: 3+0.5/-0 min. * Solvent: Iso-propyl alcohol.	* No remarkable damage. * Cap.: within the specified tolerance. * Q/D.F. value: NPO: Cap≥30pF, Q≥1000 ; Cap<30pF, Q≥400+20C. X7R:			
			Rated vol.	D.F. ≤	Exception of D.F. ≤	
			≥ 100V	≤ 2.5%	≤ 3%	1206 ≥ 0.47μF
					≤ 5%	0603 ≥ 0.068μF; 0805 > 0.1μF; 1206 ≥ 1μF; 1210 ≥ 2.2μF
			50V	≤ 2.5%	≤ 10%	0805 > 0.22μF; 1210 ≥ 3.3μF
					≤ 3%	0201(50V); 0603 ≥ 0.047μF; 0805 ≥ 0.18μF; 1206 ≥ 0.47μF
			35V	≤ 2.5%	≤ 5%	0201 ≥ 0.01μF; 1210 ≥ 3.3μF
					≤ 10%	0402 ≥ 0.012μF; 0603 > 0.1μF; 0805 > 0.47μF; 1206 ≥ 2.2μF; 1210 ≥ 10μF
			25V	≤ 3.5%	≤ 10%	0603 ≥ 1μF; 0805 ≥ 2.2μF; 1206 ≥ 2.2μF; 1210 ≥ 10μF
					≤ 5%	0201 ≥ 0.01μF; 0805 ≥ 1μF; 1210 ≥ 10μF
			16V	≤ 3.5%	≤ 7%	0603 ≥ 0.33μF
					≤ 10%	0201 ≥ 0.1μF; 0402 ≥ 0.056μF; 0603 ≥ 0.47μF; 0805 ≥ 2.2μF; 1206 ≥ 4.7μF; 1210 ≥ 22μF
			10V	≤ 5%	≤ 10%	0201 ≥ 0.012μF; 0402 ≥ 0.15μF; 0603 ≥ 0.33μF; 0805 ≥ 2.2μF; 1206 ≥ 2.2μF; 1210 ≥ 22μF
					≤ 15%	0201 ≥ 0.1μF; 0402 ≥ 1μF
			6.3V	≤ 10%	≤ 15%	0201 ≥ 0.1μF; 0402 ≥ 1μF; 0603 ≥ 10μF; 0805 ≥ 4.7μF; 1206 ≥ 47μF; 1210 ≥ 100μF
≤ 20%	0402 ≥ 2.2μF					
4V	≤ 15%	--	--			
			* I.R.: ≥10GΩ or RxC≥500Ω·F whichever is smaller. Class II (X7R)			
		Rated voltage	Insulation Resistance			
		≥100V: All X7R	10GΩ or RxC≥100 Ω·F whichever is smaller.			
		50V: 0402>0.01μF; 0603≥1μF; 0805≥1μF; 1206≥4.7μF; 1210≥4.7μF				
		35V: 0805≥2.2μF; 1206≥2.2μF; 1210≥10μF				
		25V: 0402≥1μF; 0603≥2.2μF; 0805≥2.2μF; 1206≥10μF; 1210≥10μF				
		16V: 0201≥0.1μF; 0402≥0.22μF; 0603≥1μF; 0805≥2.2μF; 1206≥10μF; 1210≥47μF				
		10V: 0201≥47nF; 0402≥0.47μF; 0603≥0.47μF; 0805≥2.2μF; 1206≥4.7μF; 1210≥47μF	RxC≥50 Ω·F.			
		6.3V; 4V; Size≥1812				
		Rated voltage				
		100V: 1210≥3.3μF				
		50V: 0402≥0.1μF; 0603≥2.2μF; 0805≥10μF; 1206≥10μF				
		35V: 0603≥1μF;				
		25V: 0201≥0.1μF; 0402≥2.2μF; 0603≥10μF; 0805≥10μF; 1206≥22μF				
		16V: 0603≥10μF; 0402≥1μF; 0201≥0.22μF				
		10V: 0201>0.1μF; 0402≥1μF; 0603≥10μF; 0805≥47μF				
		6.3V: 0201≥0.1μF; 0402≥1μF; 0603>4.7μF; 0805≥47μF; 1206≥10μF				
		4V: 0603≥22μF; 0805≥47μF; 1206≥100μF				

* "Room condition" Temperature: 15 to 35°C, Relative humidity: 25 to 75%, Atmospheric pressure: 86 to 106kPa.

Multilayer Ceramic Capacitors

No.	AEC-Q200 Test Item	AEC-Q200 Test Condition	Requirements		
11.	Mechanical Shock MIL-STD-202 Method 213	* Peak value: 1500g's. * Wave: 1/2 sine. * Velocity: 15.4 ft/sec * Three shocks in each direction should be applied along 3 mutually perpendicular axes of the test specimen (18 shocks)	* No remarkable damage.		
			* Cap.: within the specified tolerance.		
			* Q/D.F. value: NPO: Cap≥30pF, Q≥1000 ; Cap<30pF, Q≥400+20C.		
			X7R:		
			Rated vol. D.F. ≤ Exception of D.F. ≤		
			≥ 100V ≤ 2.5%	≤ 3% 1206 ≥ 0.47μF ≤ 5% 0603 ≥ 0.068μF; 0805 > 0.1μF; 1206 ≥ 1μF; 1210 ≥ 2.2μF ≤ 10% 0805 > 0.22μF; 1210 ≥ 3.3μF	
			50V ≤ 2.5%	≤ 3% 0201(50V); 0603 ≥ 0.047μF; 0805 ≥ 0.18μF; 1206 ≥ 0.47μF ≤ 5% 0201 ≥ 0.01μF; 1210 ≥ 3.3μF ≤ 10% 0402 ≥ 0.012μF; 0603 > 0.1μF; 0805 > 0.47μF; 1206 ≥ 2.2μF; 1210 ≥ 10μF	
			35V ≤ 3.5%	≤ 10% 0603 ≥ 1μF; 0805 ≥ 2.2μF; 1206 ≥ 2.2μF; 1210 ≥ 10μF ≤ 5% 0201 ≥ 0.01μF; 0805 ≥ 1μF; 1210 ≥ 10μF ≤ 7% 0603 ≥ 0.33μF	
			25V ≤ 3.5%	≤ 10% 0201 ≥ 0.1μF; 0402 ≥ 0.056μF; 0603 ≥ 0.47μF; 0805 ≥ 2.2μF; 1206 ≥ 4.7μF; 1210 ≥ 22μF ≤ 12.5% 0402 ≥ 0.47μF	
			16V ≤ 3.5%	≤ 5% 0201 ≥ 0.01μF; 0402 ≥ 0.033μF; 0603 ≥ 0.15μF; 0805 ≥ 0.68μF; 1206 ≥ 2.2μF; 1210 ≥ 4.7μF ≤ 10% 0201 ≥ 0.022μF; 0402 ≥ 0.15μF; 0603 > 0.47μF; 0805 ≥ 2.2μF; 1206 ≥ 4.7μF; 1210 ≥ 22μF	
			10V ≤ 5%	≤ 10% 0201 ≥ 0.012μF; 0402 ≥ 0.15μF; 0603 ≥ 0.33μF; 0805 ≥ 2.2μF; 1206 ≥ 2.2μF; 1210 ≥ 22μF ≤ 15% 0201 ≥ 0.1μF; 0402 ≥ 1μF	
			6.3V ≤ 10%	≤ 15% 0201 ≥ 0.1μF; 0402 ≥ 1μF; 0603 ≥ 10μF; 0805 ≥ 4.7μF; 1206 ≥ 47μF; 1210 ≥ 100μF ≤ 20% 0402 ≥ 2.2μF	
			4V ≤ 15%	-- --	
			* I.R.: ≥10GΩ or RxC≥500Ω·F whichever is smaller.		
			Class II (X7R)		
Rated voltage		Insulation Resistance			
≥ 100V: All X7R		10GΩ or RxC≥100 Ω·F whichever is smaller.			
50V: 0402>0.01μF; 0603≥1μF; 0805≥1μF; 1206≥4.7μF; 1210≥4.7μF					
35V: 0805≥2.2μF; 1206≥2.2μF; 1210≥10μF					
25V: 0402≥1μF; 0603≥2.2μF; 0805≥2.2μF; 1206≥10μF; 1210≥10μF					
16V: 0201≥0.1μF; 0402≥0.22μF; 0603≥1μF; 0805≥2.2μF; 1206≥10μF; 1210≥47μF					
10V: 0201≥47nF; 0402≥0.47μF; 0603≥0.47μF; 0805≥2.2μF; 1206≥4.7μF; 1210≥47μF		RxC≥50 Ω·F.			
6.3V; 4V; Size≥1812					
Rated voltage					
100V: 1210≥3.3μF					
50V: 0402≥0.1μF; 0603≥2.2μF; 0805≥10μF; 1206≥10μF					
35V: 0603≥1μF;					
25V: 0201≥0.1μF; 0402≥2.2μF; 0603≥10μF; 0805≥10μF; 1206≥22μF					
16V: 0603≥10μF; 0402≥1μF; 0201≥0.22μF					
10V: 0201>0.1μF; 0402≥1μF; 0603≥10μF; 0805≥47μF					
6.3V: 0201≥0.1μF; 0402≥1μF; 0603>4.7μF; 0805≥47μF; 1206≥10μF					
4V: 0603≥22μF; 0805≥47μF; 1206≥100μF					

* "Room condition" Temperature: 15 to 35°C, Relative humidity: 25 to 75%, Atmospheric pressure: 86 to 106kPa.

Multilayer Ceramic Capacitors

No.	AEC-Q200 Test Item	AEC-Q200 Test Condition	Requirements			
12.	Vibration MIL-STD-202 Method 204	* Vibration frequency: 10~2000 Hz/min. (5g's for 20 min) * Total amplitude: 1.5mm * 12 cycles each of 3 orientations (36 times)	* No remarkable damage. * Cap.: within the specified tolerance. * Q/D.F. value: NPO:Cap≥30pF, Q≥1000 ; Cap<30pF, Q≥400+20C.			
			X7R:			
			Rated vol.	D.F. ≤	Exception of D.F. ≤	
			≥ 100V	≤ 2.5%	≤ 3%	1206 ≥ 0.47μF
					≤ 5%	0603 ≥ 0.068μF; 0805 > 0.1μF; 1206 ≥ 1μF; 1210 ≥ 2.2μF
					≤ 10%	0805 > 0.22μF; 1210 ≥ 3.3μF
			50V	≤ 2.5%	≤ 3%	0201(50V); 0603 ≥ 0.047μF; 0805 ≥ 0.18μF; 1206 ≥ 0.47μF
					≤ 5%	0201 ≥ 0.01μF; 1210 ≥ 3.3μF
					≤ 10%	0402 ≥ 0.012μF; 0603 > 0.1μF; 0805 > 0.47μF; 1206 ≥ 2.2μF; 1210 ≥ 10μF
			35V	≤ 3.5%	≤ 10%	0603 ≥ 1μF; 0805 ≥ 2.2μF; 1206 ≥ 2.2μF; 1210 ≥ 10μF
			25V	≤ 3.5%	≤ 5%	0201 ≥ 0.01μF; 0805 ≥ 1μF; 1210 ≥ 10μF
					≤ 7%	0603 ≥ 0.33μF
≤ 10%	0201 ≥ 0.1μF; 0402 ≥ 0.056μF; 0603 ≥ 0.47μF; 0805 ≥ 2.2μF; 1206 ≥ 4.7μF; 1210 ≥ 22μF					
16V	≤ 3.5%	≤ 12.5%	0402 ≥ 0.47μF			
		≤ 5%	0201 ≥ 0.01μF; 0402 ≥ 0.033μF; 0603 ≥ 0.15μF; 0805 ≥ 0.68μF; 1206 ≥ 2.2μF; 1210 ≥ 4.7μF			
		≤ 10%	0201 ≥ 0.022μF; 0402 ≥ 0.15μF; 0603 > 0.47μF; 0805 ≥ 2.2μF; 1206 ≥ 4.7μF; 1210 ≥ 22μF			
10V	≤ 5%	≤ 10%	0201 ≥ 0.012μF; 0402 ≥ 0.15μF; 0603 ≥ 0.33μF; 0805 ≥ 2.2μF; 1206 ≥ 2.2μF; 1210 ≥ 22μF			
		≤ 15%	0201 ≥ 0.1μF; 0402 ≥ 1μF			
		≤ 15%	0201 ≥ 0.1μF; 0402 ≥ 1μF; 0603 ≥ 10μF; 0805 ≥ 4.7μF; 1206 ≥ 47μF; 1210 ≥ 100μF			
6.3V	≤ 10%	≤ 20%	0402 ≥ 2.2μF			
4V	≤ 15%	--	--			
* I.R.: ≥10GΩ or RxC>500Ω·F whichever is smaller.						
Class II (X7R)						
Rated voltage		Insulation Resistance				
≥ 100V: All X7R		10GΩ or RxC≥100 Ω·F whichever is smaller.				
50V: 0402>0.01μF; 0603≥1μF; 0805≥1μF; 1206≥4.7μF; 1210≥4.7μF						
35V: 0805≥2.2μF; 1206≥2.2μF; 1210≥10μF						
25V: 0402≥1μF; 0603≥2.2μF; 0805≥2.2μF; 1206≥10μF; 1210≥10μF						
16V: 0201≥0.1μF; 0402≥0.22μF; 0603≥1μF; 0805≥2.2μF; 1206≥10μF; 1210≥47μF						
10V: 0201≥47nF; 0402≥0.47μF; 0603≥0.47μF; 0805≥2.2μF; 1206≥4.7μF; 1210≥47μF		RxC≥50 Ω·F.				
6.3V; 4V; Size≥1812						
Rated voltage						
100V: 1210≥3.3μF						
50V: 0402≥0.1μF; 0603≥2.2μF; 0805≥10μF; 1206≥10μF						
35V: 0603≥1μF;						
25V: 0201≥0.1μF; 0402≥2.2μF; 0603≥10μF; 0805≥10μF; 1206≥22μF						
16V: 0603≥10μF; 0402≥1μF; 0201≥0.22μF						
10V: 0201>0.1μF; 0402≥1μF; 0603≥10μF; 0805≥47μF						
6.3V: 0201≥0.1μF; 0402≥1μF; 0603>4.7μF; 0805≥47μF; 1206≥10μF						
4V: 0603≥22μF; 0805≥47μF; 1206≥100μF						

* "Room condition" Temperature: 15 to 35°C, Relative humidity: 25 to 75%, Atmospheric pressure: 86 to 106kPa.

Multilayer Ceramic Capacitors

No.	AEC-Q200 Test Item	AEC-Q200 Test Condition	Requirements																																																						
13.	Resistance to Soldering Heat MIL-STD-202 Method 210	* Solder temperature: 260±5°C * Dipping time: 10±1 sec * Before initial measurement (X7R only): Perform 150+0/-10°C for 1 hr and then set for 24±2 hrs at room temp. * Measurement to be made after keeping at room temp. for 24±2 hrs.	* No remarkable damage. * Cap change: NPO: within ±2.5% or 0.25pF whichever is larger X7R: within ±7.5% * Q/D.F. value: NPO: Cap≥30pF, Q≥1000 ; Cap<30pF, Q≥400+20C. X7R:																																																						
			<table border="1"> <thead> <tr> <th>Rated vol.</th> <th>D.F. ≤</th> <th colspan="2">Exception of D.F. ≤</th> </tr> </thead> <tbody> <tr> <td rowspan="3">≥ 100V</td> <td rowspan="3">≤ 2.5%</td> <td>≤ 3%</td> <td>1206 ≥ 0.47μF</td> </tr> <tr> <td>≤ 5%</td> <td>0603 ≥ 0.068μF; 0805 > 0.1μF; 1206 ≥ 1μF; 1210 ≥ 2.2μF</td> </tr> <tr> <td>≤ 10%</td> <td>0805 > 0.22μF; 1210 ≥ 3.3μF</td> </tr> <tr> <td rowspan="3">50V</td> <td rowspan="3">≤ 2.5%</td> <td>≤ 3%</td> <td>0201(50V); 0603 ≥ 0.047μF; 0805 ≥ 0.18μF; 1206 ≥ 0.47μF</td> </tr> <tr> <td>≤ 5%</td> <td>0201 ≥ 0.01μF; 1210 ≥ 3.3μF</td> </tr> <tr> <td>≤ 10%</td> <td>0402 ≥ 0.012μF; 0603 > 0.1μF; 0805 > 0.47μF; 1206 ≥ 2.2μF; 1210 ≥ 10μF</td> </tr> <tr> <td>35V</td> <td>≤ 3.5%</td> <td>≤ 10%</td> <td>0603 ≥ 1μF; 0805 ≥ 2.2μF; 1206 ≥ 2.2μF; 1210 ≥ 10μF</td> </tr> <tr> <td rowspan="3">25V</td> <td rowspan="3">≤ 3.5%</td> <td>≤ 5%</td> <td>0201 ≥ 0.01μF; 0805 ≥ 1μF; 1210 ≥ 10μF</td> </tr> <tr> <td>≤ 7%</td> <td>0603 ≥ 0.33μF</td> </tr> <tr> <td>≤ 10%</td> <td>0201 ≥ 0.1μF; 0402 ≥ 0.056μF; 0603 ≥ 0.47μF; 0805 ≥ 2.2μF; 1206 ≥ 4.7μF; 1210 ≥ 22μF</td> </tr> <tr> <td rowspan="3">16V</td> <td rowspan="3">≤ 3.5%</td> <td>≤ 5%</td> <td>0201 ≥ 0.01μF; 0402 ≥ 0.033μF; 0603 ≥ 0.15μF; 0805 ≥ 0.68μF; 1206 ≥ 2.2μF; 1210 ≥ 4.7μF</td> </tr> <tr> <td>≤ 10%</td> <td>0201 ≥ 0.022μF; 0402 ≥ 0.15μF; 0603 > 0.47μF; 0805 ≥ 2.2μF; 1206 ≥ 4.7μF; 1210 ≥ 22μF</td> </tr> <tr> <td>≤ 15%</td> <td>0201 ≥ 0.012μF; 0402 ≥ 0.15μF; 0603 ≥ 0.33μF; 0805 ≥ 2.2μF; 1206 ≥ 2.2μF; 1210 ≥ 22μF</td> </tr> <tr> <td>10V</td> <td>≤ 5%</td> <td>≤ 10%</td> <td>0201 ≥ 0.012μF; 0402 ≥ 0.15μF; 0603 ≥ 0.33μF; 0805 ≥ 2.2μF; 1206 ≥ 2.2μF; 1210 ≥ 22μF</td> </tr> <tr> <td rowspan="2">6.3V</td> <td rowspan="2">≤ 10%</td> <td>≤ 15%</td> <td>0201 ≥ 0.1μF; 0402 ≥ 1μF; 0603 ≥ 10μF; 0805 ≥ 4.7μF; 1206 ≥ 47μF; 1210 ≥ 100μF</td> </tr> <tr> <td>≤ 20%</td> <td>0402 ≥ 2.2μF</td> </tr> <tr> <td>4V</td> <td>≤ 15%</td> <td>---</td> <td>---</td> </tr> </tbody> </table>	Rated vol.	D.F. ≤	Exception of D.F. ≤		≥ 100V	≤ 2.5%	≤ 3%	1206 ≥ 0.47μF	≤ 5%	0603 ≥ 0.068μF; 0805 > 0.1μF; 1206 ≥ 1μF; 1210 ≥ 2.2μF	≤ 10%	0805 > 0.22μF; 1210 ≥ 3.3μF	50V	≤ 2.5%	≤ 3%	0201(50V); 0603 ≥ 0.047μF; 0805 ≥ 0.18μF; 1206 ≥ 0.47μF	≤ 5%	0201 ≥ 0.01μF; 1210 ≥ 3.3μF	≤ 10%	0402 ≥ 0.012μF; 0603 > 0.1μF; 0805 > 0.47μF; 1206 ≥ 2.2μF; 1210 ≥ 10μF	35V	≤ 3.5%	≤ 10%	0603 ≥ 1μF; 0805 ≥ 2.2μF; 1206 ≥ 2.2μF; 1210 ≥ 10μF	25V	≤ 3.5%	≤ 5%	0201 ≥ 0.01μF; 0805 ≥ 1μF; 1210 ≥ 10μF	≤ 7%	0603 ≥ 0.33μF	≤ 10%	0201 ≥ 0.1μF; 0402 ≥ 0.056μF; 0603 ≥ 0.47μF; 0805 ≥ 2.2μF; 1206 ≥ 4.7μF; 1210 ≥ 22μF	16V	≤ 3.5%	≤ 5%	0201 ≥ 0.01μF; 0402 ≥ 0.033μF; 0603 ≥ 0.15μF; 0805 ≥ 0.68μF; 1206 ≥ 2.2μF; 1210 ≥ 4.7μF	≤ 10%	0201 ≥ 0.022μF; 0402 ≥ 0.15μF; 0603 > 0.47μF; 0805 ≥ 2.2μF; 1206 ≥ 4.7μF; 1210 ≥ 22μF	≤ 15%	0201 ≥ 0.012μF; 0402 ≥ 0.15μF; 0603 ≥ 0.33μF; 0805 ≥ 2.2μF; 1206 ≥ 2.2μF; 1210 ≥ 22μF	10V	≤ 5%	≤ 10%	0201 ≥ 0.012μF; 0402 ≥ 0.15μF; 0603 ≥ 0.33μF; 0805 ≥ 2.2μF; 1206 ≥ 2.2μF; 1210 ≥ 22μF	6.3V	≤ 10%	≤ 15%	0201 ≥ 0.1μF; 0402 ≥ 1μF; 0603 ≥ 10μF; 0805 ≥ 4.7μF; 1206 ≥ 47μF; 1210 ≥ 100μF	≤ 20%	0402 ≥ 2.2μF	4V	≤ 15%	---	---
			Rated vol.	D.F. ≤	Exception of D.F. ≤																																																				
			≥ 100V	≤ 2.5%	≤ 3%	1206 ≥ 0.47μF																																																			
					≤ 5%	0603 ≥ 0.068μF; 0805 > 0.1μF; 1206 ≥ 1μF; 1210 ≥ 2.2μF																																																			
					≤ 10%	0805 > 0.22μF; 1210 ≥ 3.3μF																																																			
			50V	≤ 2.5%	≤ 3%	0201(50V); 0603 ≥ 0.047μF; 0805 ≥ 0.18μF; 1206 ≥ 0.47μF																																																			
					≤ 5%	0201 ≥ 0.01μF; 1210 ≥ 3.3μF																																																			
					≤ 10%	0402 ≥ 0.012μF; 0603 > 0.1μF; 0805 > 0.47μF; 1206 ≥ 2.2μF; 1210 ≥ 10μF																																																			
			35V	≤ 3.5%	≤ 10%	0603 ≥ 1μF; 0805 ≥ 2.2μF; 1206 ≥ 2.2μF; 1210 ≥ 10μF																																																			
			25V	≤ 3.5%	≤ 5%	0201 ≥ 0.01μF; 0805 ≥ 1μF; 1210 ≥ 10μF																																																			
					≤ 7%	0603 ≥ 0.33μF																																																			
					≤ 10%	0201 ≥ 0.1μF; 0402 ≥ 0.056μF; 0603 ≥ 0.47μF; 0805 ≥ 2.2μF; 1206 ≥ 4.7μF; 1210 ≥ 22μF																																																			
16V	≤ 3.5%	≤ 5%	0201 ≥ 0.01μF; 0402 ≥ 0.033μF; 0603 ≥ 0.15μF; 0805 ≥ 0.68μF; 1206 ≥ 2.2μF; 1210 ≥ 4.7μF																																																						
		≤ 10%	0201 ≥ 0.022μF; 0402 ≥ 0.15μF; 0603 > 0.47μF; 0805 ≥ 2.2μF; 1206 ≥ 4.7μF; 1210 ≥ 22μF																																																						
		≤ 15%	0201 ≥ 0.012μF; 0402 ≥ 0.15μF; 0603 ≥ 0.33μF; 0805 ≥ 2.2μF; 1206 ≥ 2.2μF; 1210 ≥ 22μF																																																						
10V	≤ 5%	≤ 10%	0201 ≥ 0.012μF; 0402 ≥ 0.15μF; 0603 ≥ 0.33μF; 0805 ≥ 2.2μF; 1206 ≥ 2.2μF; 1210 ≥ 22μF																																																						
6.3V	≤ 10%	≤ 15%	0201 ≥ 0.1μF; 0402 ≥ 1μF; 0603 ≥ 10μF; 0805 ≥ 4.7μF; 1206 ≥ 47μF; 1210 ≥ 100μF																																																						
		≤ 20%	0402 ≥ 2.2μF																																																						
4V	≤ 15%	---	---																																																						
* I.R.: ≥10GΩ or RxC≥5000Ω-F whichever is smaller. Class II (X7R)																																																									
<table border="1"> <thead> <tr> <th>Rated voltage</th> <th>Insulation Resistance</th> </tr> </thead> <tbody> <tr> <td>≥ 100V: All X7R</td> <td rowspan="6">10GΩ or RxC≥100 Ω-F whichever is smaller.</td> </tr> <tr> <td>50V: 0402>0.01μF; 0603≥1μF; 0805≥1μF; 1206≥4.7μF; 1210≥4.7μF</td> </tr> <tr> <td>35V: 0805≥2.2μF; 1206≥2.2μF; 1210≥10μF</td> </tr> <tr> <td>25V: 0402≥1μF; 0603≥2.2μF; 0805≥2.2μF; 1206≥10μF; 1210≥10μF</td> </tr> <tr> <td>16V: 0201≥0.1μF; 0402≥0.22μF; 0603≥1μF; 0805≥2.2μF; 1206≥10μF; 1210≥47μF</td> </tr> <tr> <td>10V: 0201≥47nF; 0402≥0.47μF; 0603≥0.47μF; 0805≥2.2μF; 1206≥4.7μF; 1210≥47μF</td> </tr> <tr> <td>6.3V; 4V; Size≥1812</td> <td></td> </tr> </tbody> </table>		Rated voltage	Insulation Resistance	≥ 100V: All X7R	10GΩ or RxC≥100 Ω-F whichever is smaller.	50V: 0402>0.01μF; 0603≥1μF; 0805≥1μF; 1206≥4.7μF; 1210≥4.7μF	35V: 0805≥2.2μF; 1206≥2.2μF; 1210≥10μF	25V: 0402≥1μF; 0603≥2.2μF; 0805≥2.2μF; 1206≥10μF; 1210≥10μF	16V: 0201≥0.1μF; 0402≥0.22μF; 0603≥1μF; 0805≥2.2μF; 1206≥10μF; 1210≥47μF	10V: 0201≥47nF; 0402≥0.47μF; 0603≥0.47μF; 0805≥2.2μF; 1206≥4.7μF; 1210≥47μF	6.3V; 4V; Size≥1812																																														
Rated voltage	Insulation Resistance																																																								
≥ 100V: All X7R	10GΩ or RxC≥100 Ω-F whichever is smaller.																																																								
50V: 0402>0.01μF; 0603≥1μF; 0805≥1μF; 1206≥4.7μF; 1210≥4.7μF																																																									
35V: 0805≥2.2μF; 1206≥2.2μF; 1210≥10μF																																																									
25V: 0402≥1μF; 0603≥2.2μF; 0805≥2.2μF; 1206≥10μF; 1210≥10μF																																																									
16V: 0201≥0.1μF; 0402≥0.22μF; 0603≥1μF; 0805≥2.2μF; 1206≥10μF; 1210≥47μF																																																									
10V: 0201≥47nF; 0402≥0.47μF; 0603≥0.47μF; 0805≥2.2μF; 1206≥4.7μF; 1210≥47μF																																																									
6.3V; 4V; Size≥1812																																																									
<table border="1"> <thead> <tr> <th>Rated voltage</th> <th>Insulation Resistance</th> </tr> </thead> <tbody> <tr> <td>100V: 1210≥3.3μF</td> <td rowspan="8">RxC≥50 Ω-F.</td> </tr> <tr> <td>50V: 0402≥0.1μF; 0603≥2.2μF; 0805≥10μF; 1206≥10μF</td> </tr> <tr> <td>35V: 0603≥1μF;</td> </tr> <tr> <td>25V: 0201≥0.1μF; 0402≥2.2μF; 0603≥10μF; 0805≥10μF; 1206≥22μF</td> </tr> <tr> <td>16V: 0603≥10μF; 0402≥1μF; 0201≥0.22μF</td> </tr> <tr> <td>10V: 0201>0.1μF; 0402≥1μF; 0603≥10μF; 0805≥47μF</td> </tr> <tr> <td>6.3V: 0201≥0.1μF; 0402≥1μF; 0603>4.7μF; 0805≥47μF; 1206≥10μF</td> </tr> <tr> <td>4V: 0603≥22μF; 0805≥47μF; 1206≥100μF</td> </tr> </tbody> </table>		Rated voltage	Insulation Resistance	100V: 1210≥3.3μF	RxC≥50 Ω-F.	50V: 0402≥0.1μF; 0603≥2.2μF; 0805≥10μF; 1206≥10μF	35V: 0603≥1μF;	25V: 0201≥0.1μF; 0402≥2.2μF; 0603≥10μF; 0805≥10μF; 1206≥22μF	16V: 0603≥10μF; 0402≥1μF; 0201≥0.22μF	10V: 0201>0.1μF; 0402≥1μF; 0603≥10μF; 0805≥47μF	6.3V: 0201≥0.1μF; 0402≥1μF; 0603>4.7μF; 0805≥47μF; 1206≥10μF	4V: 0603≥22μF; 0805≥47μF; 1206≥100μF																																													
Rated voltage	Insulation Resistance																																																								
100V: 1210≥3.3μF	RxC≥50 Ω-F.																																																								
50V: 0402≥0.1μF; 0603≥2.2μF; 0805≥10μF; 1206≥10μF																																																									
35V: 0603≥1μF;																																																									
25V: 0201≥0.1μF; 0402≥2.2μF; 0603≥10μF; 0805≥10μF; 1206≥22μF																																																									
16V: 0603≥10μF; 0402≥1μF; 0201≥0.22μF																																																									
10V: 0201>0.1μF; 0402≥1μF; 0603≥10μF; 0805≥47μF																																																									
6.3V: 0201≥0.1μF; 0402≥1μF; 0603>4.7μF; 0805≥47μF; 1206≥10μF																																																									
4V: 0603≥22μF; 0805≥47μF; 1206≥100μF																																																									

* "Room condition" Temperature: 15 to 35°C, Relative humidity: 25 to 75%, Atmospheric pressure: 86 to 106kPa.

Multilayer Ceramic Capacitors

No.	AEC-Q200 Test Item	AEC-Q200 Test Condition	Requirements		
15.	ESD AEC-Q200-002	Per AEC-Q200-002	* No remarkable damage.		
			* Cap.: within the specified tolerance.		
			* Q/D.F. value:		
			NPO: Cap \geq 30pF, Q \geq 1000 ; Cap $<$ 30pF, Q \geq 400+20C.		
			X7R:		
			Rated vol.	D.F. \leq	Exception of D.F. \leq
			\geq 100V	\leq 2.5%	\leq 3% 1206 \geq 0.47 μ F \leq 5% 0603 \geq 0.068 μ F; 0805 $>$ 0.1 μ F; 1206 \geq 1 μ F; 1210 \geq 2.2 μ F \leq 10% 0805 $>$ 0.22 μ F; 1210 \geq 3.3 μ F
			50V	\leq 2.5%	\leq 3% 0201(50V); 0603 \geq 0.047 μ F; 0805 \geq 0.18 μ F; 1206 \geq 0.47 μ F \leq 5% 0201 \geq 0.01 μ F; 1210 \geq 3.3 μ F \leq 10% 0402 \geq 0.012 μ F; 0603 $>$ 0.1 μ F; 0805 $>$ 0.47 μ F; 1206 \geq 2.2 μ F; 1210 \geq 10 μ F
			35V	\leq 3.5%	\leq 10% 0603 \geq 1 μ F; 0805 \geq 2.2 μ F; 1206 \geq 2.2 μ F; 1210 \geq 10 μ F \leq 5% 0201 \geq 0.01 μ F; 0805 \geq 1 μ F; 1210 \geq 10 μ F \leq 7% 0603 \geq 0.33 μ F
			25V	\leq 3.5%	\leq 10% 0201 \geq 0.1 μ F; 0402 \geq 0.056 μ F; 0603 \geq 0.47 μ F; 0805 \geq 2.2 μ F; 1206 \geq 4.7 μ F; 1210 \geq 22 μ F \leq 12.5% 0402 \geq 0.47 μ F
			16V	\leq 3.5%	\leq 5% 0201 \geq 0.01 μ F; 0402 \geq 0.033 μ F; 0603 \geq 0.15 μ F; 0805 \geq 0.68 μ F; 1206 \geq 2.2 μ F; 1210 \geq 4.7 μ F \leq 10% 0201 \geq 0.022 μ F; 0402 \geq 0.15 μ F; 0603 $>$ 0.47 μ F; 0805 \geq 2.2 μ F; 1206 \geq 4.7 μ F; 1210 \geq 22 μ F
			10V	\leq 5%	\leq 10% 0201 \geq 0.012 μ F; 0402 \geq 0.15 μ F; 0603 \geq 0.33 μ F; 0805 \geq 2.2 μ F; 1206 \geq 2.2 μ F; 1210 \geq 22 μ F \leq 15% 0201 \geq 0.1 μ F; 0402 \geq 1 μ F
			6.3V	\leq 10%	\leq 15% 0201 \geq 0.1 μ F; 0402 \geq 1 μ F; 0603 \geq 10 μ F; 0805 \geq 4.7 μ F; 1206 \geq 47 μ F; 1210 \geq 100 μ F \leq 20% 0402 \geq 2.2 μ F
			4V	\leq 15%	--
			* I.R.: \geq 10G Ω or Rx C \geq 500 Ω -F whichever is smaller.		
Class II (X7R)					
Rated voltage		Insulation Resistance			
\geq 100V: All X7R		10G Ω or Rx C \geq 100 Ω -F whichever is smaller.			
50V: 0402 $>$ 0.01 μ F; 0603 \geq 1 μ F; 0805 \geq 1 μ F; 1206 \geq 4.7 μ F; 1210 \geq 4.7 μ F					
35V: 0805 \geq 2.2 μ F; 1206 \geq 2.2 μ F; 1210 \geq 10 μ F					
25V: 0402 \geq 1 μ F; 0603 \geq 2.2 μ F; 0805 \geq 2.2 μ F; 1206 \geq 10 μ F; 1210 \geq 10 μ F					
16V: 0201 \geq 0.1 μ F; 0402 \geq 0.22 μ F; 0603 \geq 1 μ F; 0805 \geq 2.2 μ F; 1206 \geq 10 μ F; 1210 \geq 47 μ F					
10V: 0201 \geq 47nF; 0402 \geq 0.47 μ F; 0603 \geq 0.47 μ F; 0805 \geq 2.2 μ F; 1206 \geq 4.7 μ F; 1210 \geq 47 μ F					
6.3V; 4V; Size \geq 1812					
Rated voltage		Insulation Resistance			
100V: 1210 \geq 3.3 μ F		Rx C \geq 50 Ω -F.			
50V: 0402 \geq 0.1 μ F; 0603 \geq 2.2 μ F; 0805 \geq 10 μ F; 1206 \geq 10 μ F					
35V: 0603 \geq 1 μ F;					
25V: 0201 \geq 0.1 μ F; 0402 \geq 2.2 μ F; 0603 \geq 10 μ F; 0805 \geq 10 μ F; 1206 \geq 22 μ F					
16V: 0603 \geq 10 μ F; 0402 \geq 1 μ F; 0201 \geq 0.22 μ F					
10V: 0201 $>$ 0.1 μ F; 0402 \geq 1 μ F; 0603 \geq 10 μ F; 0805 \geq 47 μ F					
6.3V: 0201 \geq 0.1 μ F; 0402 \geq 1 μ F; 0603 $>$ 4.7 μ F; 0805 \geq 47 μ F; 1206 \geq 10 μ F					
4V: 0603 \geq 22 μ F; 0805 \geq 47 μ F; 1206 \geq 100 μ F					
16.	Solderability J-STD-002 JESD22-B102E	* Condition A Un-mounted chips 4hrs / 155°C* dry then completely immersed for 5 \pm 0.5 sec in solder bath at 235 \pm 5°C.	All terminations shall exhibit a continuous solder coating free from defects from a minimum of 75% of the critical surface area of any individual termination.		
		* Condition B Un-mounted chips steam 8 hrs then completely immersed for 10 \pm 1sec in solder bath at 215+5/-0°C.			
		* Condition C Un-mounted chips steam 8 hrs then completely immersed for 10 \pm 1 sec. in solder bath at 260+0/-5°C.			

* "Room condition" Temperature: 15 to 35°C, Relative humidity: 25 to 75%, Atmospheric pressure: 86 to 106kPa.

Multilayer Ceramic Capacitors

No.	AEC-Q200 Test Item	AEC-Q200 Test Condition	Requirements																																																																												
17.	Electrical Characterization * Capacitance * Q/D.F. (Dissipation Factor) * Test temp.: Room Temperature. Class I: (NPO) Cap≤1000pF 1.0±0.2Vrms, 1MHz±10% Cap>1000pF 1.0±0.2Vrms, 1KHz±10% Class II: (X7R) Cap ≤10μF, 1.0±0.2Vrms · 1KHz±10% Cap > 10μF, 0.5±0.2Vrms · 120Hz±20% * Insulation Resistance * Test temp.: Room Temperature. * Test voltage: ≤100V: To apply rated voltage for max. 120 sec. ≥200V: To apply rated voltage (Max.500V) for 60 sec. * Dielectric Strength To apply voltage: ≤ 100 ≥2.5 times VDC 200V~300V ≥2 times VDC 400V~450V ≥1.2 times VDC 500V~999V ≥1.5 times VDC 1000V~3000V ≥1.2 times VDC , duration 1~5 sec, charge and discharge current less than 50mA. * Temperature Coefficient (with no electrical load) Operation temperature: -55~125°C at 25°C	* Capacitance within the specified tolerance. * Q/D.F. value: NPO: Cap≥30pF, Q≥1000 ; Cap<30pF, Q≥400+20C. X7R: <table border="1"> <thead> <tr> <th>Rated vol.</th> <th>D.F. ≤</th> <th colspan="2">Exception of D.F. ≤</th> </tr> </thead> <tbody> <tr> <td rowspan="3">≥ 100V</td> <td rowspan="3">≤ 2.5%</td> <td>≤ 3%</td> <td>1206 ≥ 0.47μF</td> </tr> <tr> <td>≤ 5%</td> <td>0603 ≥ 0.068μF; 0805 > 0.1μF; 1206 ≥ 1μF; 1210 ≥ 2.2μF</td> </tr> <tr> <td>≤ 10%</td> <td>0805 > 0.22μF; 1210 ≥ 3.3μF</td> </tr> <tr> <td rowspan="3">50V</td> <td rowspan="3">≤ 2.5%</td> <td>≤ 3%</td> <td>0201(50V); 0603 ≥ 0.047μF; 0805 ≥ 0.18μF; 1206 ≥ 0.47μF</td> </tr> <tr> <td>≤ 5%</td> <td>0201 ≥ 0.01μF; 1210 ≥ 3.3μF</td> </tr> <tr> <td>≤ 10%</td> <td>0402 ≥ 0.012μF; 0603 > 0.1μF; 0805 > 0.47μF; 1206 ≥ 2.2μF; 1210 ≥ 10μF</td> </tr> <tr> <td rowspan="2">35V</td> <td rowspan="2">≤ 3.5%</td> <td>≤ 10%</td> <td>0603 ≥ 1μF; 0805 ≥ 2.2μF; 1206 ≥ 2.2μF; 1210 ≥ 10μF</td> </tr> <tr> <td>≤ 5%</td> <td>0201 ≥ 0.01μF; 0805 ≥ 1μF; 1210 ≥ 10μF</td> </tr> <tr> <td rowspan="3">25V</td> <td rowspan="3">≤ 3.5%</td> <td>≤ 7%</td> <td>0603 ≥ 0.33μF</td> </tr> <tr> <td>≤ 10%</td> <td>0201 ≥ 0.1μF; 0402 ≥ 0.056μF; 0603 ≥ 0.47μF; 0805 ≥ 2.2μF; 1206 ≥ 4.7μF; 1210 ≥ 22μF</td> </tr> <tr> <td>≤ 12.5%</td> <td>0402 ≥ 0.47μF</td> </tr> <tr> <td rowspan="2">16V</td> <td rowspan="2">≤ 3.5%</td> <td>≤ 5%</td> <td>0201 ≥ 0.01μF; 0402 ≥ 0.033μF; 0603 ≥ 0.15μF; 0805 ≥ 0.68μF; 1206 ≥ 2.2μF; 1210 ≥ 4.7μF</td> </tr> <tr> <td>≤ 10%</td> <td>0201 ≥ 0.022μF; 0402 ≥ 0.15μF; 0603 > 0.47μF; 0805 ≥ 2.2μF; 1206 ≥ 4.7μF; 1210 ≥ 22μF</td> </tr> <tr> <td rowspan="2">10V</td> <td rowspan="2">≤ 5%</td> <td>≤ 10%</td> <td>0201 ≥ 0.012μF; 0402 ≥ 0.15μF; 0603 ≥ 0.33μF; 0805 ≥ 2.2μF; 1206 ≥ 2.2μF; 1210 ≥ 22μF</td> </tr> <tr> <td>≤ 15%</td> <td>0201 ≥ 0.1μF; 0402 ≥ 1μF</td> </tr> <tr> <td rowspan="2">6.3V</td> <td rowspan="2">≤ 10%</td> <td>≤ 15%</td> <td>0201 ≥ 0.1μF; 0402 ≥ 1μF; 0603 ≥ 10μF; 0805 ≥ 4.7μF; 1206 ≥ 47μF; 1210 ≥ 100μF</td> </tr> <tr> <td>≤ 20%</td> <td>0402 ≥ 2.2μF</td> </tr> <tr> <td>4V</td> <td>≤ 15%</td> <td>---</td> <td>---</td> </tr> </tbody> </table> * IR. ≥10GΩ or RxC≥500Ω-F whichever is smaller. Class II (X7R) <table border="1"> <thead> <tr> <th>Rated voltage</th> <th>Insulation Resistance</th> </tr> </thead> <tbody> <tr> <td>≥ 100V: All X7R</td> <td rowspan="5">10GΩ or RxC≥100 Ω-F whichever is smaller.</td> </tr> <tr> <td>50V: 0402>0.01μF; 0603≥1μF; 0805≥1μF; 1206≥4.7μF; 1210≥4.7μF</td> </tr> <tr> <td>35V: 0805≥2.2μF; 1206≥2.2μF; 1210≥10μF</td> </tr> <tr> <td>25V: 0402≥1μF; 0603≥2.2μF; 0805≥2.2μF; 1206≥10μF; 1210≥10μF</td> </tr> <tr> <td>16V: 0201≥0.1μF; 0402≥0.22μF; 0603≥1μF; 0805≥2.2μF; 1206≥10μF; 1210≥47μF</td> </tr> <tr> <td>10V: 0201≥47nF; 0402≥0.47μF; 0603≥0.47μF; 0805≥2.2μF; 1206≥4.7μF; 1210≥47μF</td> <td rowspan="7">RxC≥50 Ω-F.</td> </tr> <tr> <td>6.3V; 4V; Size≥1812</td> </tr> <tr> <td>Rated voltage</td> </tr> <tr> <td>100V: 1210≥3.3μF</td> </tr> <tr> <td>50V: 0402≥0.1μF; 0603≥2.2μF; 0805≥10μF; 1206≥10μF</td> </tr> <tr> <td>35V: 0603≥1μF;</td> </tr> <tr> <td>25V: 0201≥0.1μF; 0402≥2.2μF; 0603≥10μF; 0805≥10μF; 1206≥22μF</td> </tr> <tr> <td>16V: 0603≥10μF; 0402≥1μF; 0201≥0.22μF</td> </tr> <tr> <td>10V: 0201>0.1μF; 0402≥1μF; 0603≥10μF; 0805≥47μF</td> </tr> <tr> <td>6.3V: 0201≥0.1μF; 0402≥1μF; 0603>4.7μF; 0805≥47μF; 1206≥10μF</td> </tr> <tr> <td>4V: 0603≥22μF; 0805≥47μF; 1206≥100μF</td> </tr> </tbody> </table>	Rated vol.	D.F. ≤	Exception of D.F. ≤		≥ 100V	≤ 2.5%	≤ 3%	1206 ≥ 0.47μF	≤ 5%	0603 ≥ 0.068μF; 0805 > 0.1μF; 1206 ≥ 1μF; 1210 ≥ 2.2μF	≤ 10%	0805 > 0.22μF; 1210 ≥ 3.3μF	50V	≤ 2.5%	≤ 3%	0201(50V); 0603 ≥ 0.047μF; 0805 ≥ 0.18μF; 1206 ≥ 0.47μF	≤ 5%	0201 ≥ 0.01μF; 1210 ≥ 3.3μF	≤ 10%	0402 ≥ 0.012μF; 0603 > 0.1μF; 0805 > 0.47μF; 1206 ≥ 2.2μF; 1210 ≥ 10μF	35V	≤ 3.5%	≤ 10%	0603 ≥ 1μF; 0805 ≥ 2.2μF; 1206 ≥ 2.2μF; 1210 ≥ 10μF	≤ 5%	0201 ≥ 0.01μF; 0805 ≥ 1μF; 1210 ≥ 10μF	25V	≤ 3.5%	≤ 7%	0603 ≥ 0.33μF	≤ 10%	0201 ≥ 0.1μF; 0402 ≥ 0.056μF; 0603 ≥ 0.47μF; 0805 ≥ 2.2μF; 1206 ≥ 4.7μF; 1210 ≥ 22μF	≤ 12.5%	0402 ≥ 0.47μF	16V	≤ 3.5%	≤ 5%	0201 ≥ 0.01μF; 0402 ≥ 0.033μF; 0603 ≥ 0.15μF; 0805 ≥ 0.68μF; 1206 ≥ 2.2μF; 1210 ≥ 4.7μF	≤ 10%	0201 ≥ 0.022μF; 0402 ≥ 0.15μF; 0603 > 0.47μF; 0805 ≥ 2.2μF; 1206 ≥ 4.7μF; 1210 ≥ 22μF	10V	≤ 5%	≤ 10%	0201 ≥ 0.012μF; 0402 ≥ 0.15μF; 0603 ≥ 0.33μF; 0805 ≥ 2.2μF; 1206 ≥ 2.2μF; 1210 ≥ 22μF	≤ 15%	0201 ≥ 0.1μF; 0402 ≥ 1μF	6.3V	≤ 10%	≤ 15%	0201 ≥ 0.1μF; 0402 ≥ 1μF; 0603 ≥ 10μF; 0805 ≥ 4.7μF; 1206 ≥ 47μF; 1210 ≥ 100μF	≤ 20%	0402 ≥ 2.2μF	4V	≤ 15%	---	---	Rated voltage	Insulation Resistance	≥ 100V: All X7R	10GΩ or RxC≥100 Ω-F whichever is smaller.	50V: 0402>0.01μF; 0603≥1μF; 0805≥1μF; 1206≥4.7μF; 1210≥4.7μF	35V: 0805≥2.2μF; 1206≥2.2μF; 1210≥10μF	25V: 0402≥1μF; 0603≥2.2μF; 0805≥2.2μF; 1206≥10μF; 1210≥10μF	16V: 0201≥0.1μF; 0402≥0.22μF; 0603≥1μF; 0805≥2.2μF; 1206≥10μF; 1210≥47μF	10V: 0201≥47nF; 0402≥0.47μF; 0603≥0.47μF; 0805≥2.2μF; 1206≥4.7μF; 1210≥47μF	RxC≥50 Ω-F.	6.3V; 4V; Size≥1812	Rated voltage	100V: 1210≥3.3μF	50V: 0402≥0.1μF; 0603≥2.2μF; 0805≥10μF; 1206≥10μF	35V: 0603≥1μF;	25V: 0201≥0.1μF; 0402≥2.2μF; 0603≥10μF; 0805≥10μF; 1206≥22μF	16V: 0603≥10μF; 0402≥1μF; 0201≥0.22μF	10V: 0201>0.1μF; 0402≥1μF; 0603≥10μF; 0805≥47μF	6.3V: 0201≥0.1μF; 0402≥1μF; 0603>4.7μF; 0805≥47μF; 1206≥10μF	4V: 0603≥22μF; 0805≥47μF; 1206≥100μF	* Dielectric strength No evidence of damage or flash over during test. * Temperature Coefficient Capacitance Change: NPO: Within ±30ppm/°C X7R: Within ±15%
			Rated vol.	D.F. ≤	Exception of D.F. ≤																																																																										
			≥ 100V	≤ 2.5%	≤ 3%	1206 ≥ 0.47μF																																																																									
					≤ 5%	0603 ≥ 0.068μF; 0805 > 0.1μF; 1206 ≥ 1μF; 1210 ≥ 2.2μF																																																																									
					≤ 10%	0805 > 0.22μF; 1210 ≥ 3.3μF																																																																									
			50V	≤ 2.5%	≤ 3%	0201(50V); 0603 ≥ 0.047μF; 0805 ≥ 0.18μF; 1206 ≥ 0.47μF																																																																									
					≤ 5%	0201 ≥ 0.01μF; 1210 ≥ 3.3μF																																																																									
					≤ 10%	0402 ≥ 0.012μF; 0603 > 0.1μF; 0805 > 0.47μF; 1206 ≥ 2.2μF; 1210 ≥ 10μF																																																																									
			35V	≤ 3.5%	≤ 10%	0603 ≥ 1μF; 0805 ≥ 2.2μF; 1206 ≥ 2.2μF; 1210 ≥ 10μF																																																																									
					≤ 5%	0201 ≥ 0.01μF; 0805 ≥ 1μF; 1210 ≥ 10μF																																																																									
			25V	≤ 3.5%	≤ 7%	0603 ≥ 0.33μF																																																																									
					≤ 10%	0201 ≥ 0.1μF; 0402 ≥ 0.056μF; 0603 ≥ 0.47μF; 0805 ≥ 2.2μF; 1206 ≥ 4.7μF; 1210 ≥ 22μF																																																																									
					≤ 12.5%	0402 ≥ 0.47μF																																																																									
			16V	≤ 3.5%	≤ 5%	0201 ≥ 0.01μF; 0402 ≥ 0.033μF; 0603 ≥ 0.15μF; 0805 ≥ 0.68μF; 1206 ≥ 2.2μF; 1210 ≥ 4.7μF																																																																									
					≤ 10%	0201 ≥ 0.022μF; 0402 ≥ 0.15μF; 0603 > 0.47μF; 0805 ≥ 2.2μF; 1206 ≥ 4.7μF; 1210 ≥ 22μF																																																																									
			10V	≤ 5%	≤ 10%	0201 ≥ 0.012μF; 0402 ≥ 0.15μF; 0603 ≥ 0.33μF; 0805 ≥ 2.2μF; 1206 ≥ 2.2μF; 1210 ≥ 22μF																																																																									
					≤ 15%	0201 ≥ 0.1μF; 0402 ≥ 1μF																																																																									
6.3V	≤ 10%	≤ 15%	0201 ≥ 0.1μF; 0402 ≥ 1μF; 0603 ≥ 10μF; 0805 ≥ 4.7μF; 1206 ≥ 47μF; 1210 ≥ 100μF																																																																												
		≤ 20%	0402 ≥ 2.2μF																																																																												
4V	≤ 15%	---	---																																																																												
Rated voltage	Insulation Resistance																																																																														
≥ 100V: All X7R	10GΩ or RxC≥100 Ω-F whichever is smaller.																																																																														
50V: 0402>0.01μF; 0603≥1μF; 0805≥1μF; 1206≥4.7μF; 1210≥4.7μF																																																																															
35V: 0805≥2.2μF; 1206≥2.2μF; 1210≥10μF																																																																															
25V: 0402≥1μF; 0603≥2.2μF; 0805≥2.2μF; 1206≥10μF; 1210≥10μF																																																																															
16V: 0201≥0.1μF; 0402≥0.22μF; 0603≥1μF; 0805≥2.2μF; 1206≥10μF; 1210≥47μF																																																																															
10V: 0201≥47nF; 0402≥0.47μF; 0603≥0.47μF; 0805≥2.2μF; 1206≥4.7μF; 1210≥47μF	RxC≥50 Ω-F.																																																																														
6.3V; 4V; Size≥1812																																																																															
Rated voltage																																																																															
100V: 1210≥3.3μF																																																																															
50V: 0402≥0.1μF; 0603≥2.2μF; 0805≥10μF; 1206≥10μF																																																																															
35V: 0603≥1μF;																																																																															
25V: 0201≥0.1μF; 0402≥2.2μF; 0603≥10μF; 0805≥10μF; 1206≥22μF																																																																															
16V: 0603≥10μF; 0402≥1μF; 0201≥0.22μF																																																																															
10V: 0201>0.1μF; 0402≥1μF; 0603≥10μF; 0805≥47μF																																																																															
6.3V: 0201≥0.1μF; 0402≥1μF; 0603>4.7μF; 0805≥47μF; 1206≥10μF																																																																															
4V: 0603≥22μF; 0805≥47μF; 1206≥100μF																																																																															

* "Room condition" Temperature: 15 to 35°C, Relative humidity: 25 to 75%, Atmospheric pressure: 86 to 106kPa.

Multilayer Ceramic Capacitors

No.	AEC-Q200 Test Item	AEC-Q200 Test Condition	Requirements																																											
18.	Board Flex AEC-Q200-005	* The middle part of substrate shall be pressurized by means of the pressurizing rod at a rate of about 1 mm per second until the deflection becomes 5 mm and then the pressure shall be maintained for 60±1 sec. * Measurement to be made after keeping at room temp. for 24±2 hrs.	* No remarkable damage. * Cap change : NPO: within ±5% or 0.5pF whichever is larger X7R: within ±12.5% (This capacitance change means the change of capacitance under specified flexure of substrate from the capacitance measured before the test.)																																											
19.	Terminal Strength AEC-Q200-006	* Pressurizing force : 2N (0201 & 0402), 10N(0603), 18N(≥0805). * Test time: 60±1 sec.	* No remarkable damage or removal of the terminations. * Capacitance within the specified tolerance. * Q/D.F. value: NPO: Cap≥30pF, Q≥1000 ; Cap<30pF, Q≥400+20C. X7R: <table border="1"> <thead> <tr> <th>Rated vol.</th> <th>D.F. ≤</th> <th>Exception of D.F. ≤</th> </tr> </thead> <tbody> <tr> <td rowspan="3">≥ 100V</td> <td rowspan="3">≤ 2.5%</td> <td>≤ 3% 1206 ≥ 0.47μF</td> </tr> <tr> <td>≤ 5% 0603 ≥ 0.068μF; 0805 > 0.1μF; 1206 ≥ 1μF; 1210 ≥ 2.2μF</td> </tr> <tr> <td>≤ 10% 0805 > 0.22μF; 1210 ≥ 3.3μF</td> </tr> <tr> <td rowspan="3">50V</td> <td rowspan="3">≤ 2.5%</td> <td>≤ 3% 0201(50V); 0603 ≥ 0.047μF; 0805 ≥ 0.18μF; 1206 ≥ 0.47μF</td> </tr> <tr> <td>≤ 5% 0201 ≥ 0.01μF; 1210 ≥ 3.3μF</td> </tr> <tr> <td>≤ 10% 0402 ≥ 0.012μF; 0603 > 0.1μF; 0805 > 0.47μF; 1206 ≥ 2.2μF; 1210 ≥ 10μF</td> </tr> <tr> <td rowspan="3">35V</td> <td rowspan="3">≤ 3.5%</td> <td>≤ 10% 0603 ≥ 1μF; 0805 ≥ 2.2μF; 1206 ≥ 2.2μF; 1210 ≥ 10μF</td> </tr> <tr> <td>≤ 5% 0201 ≥ 0.01μF; 0805 ≥ 1μF; 1210 ≥ 10μF</td> </tr> <tr> <td>≤ 7% 0603 ≥ 0.33μF</td> </tr> <tr> <td rowspan="3">25V</td> <td rowspan="3">≤ 3.5%</td> <td>≤ 10% 0201 ≥ 0.1μF; 0402 ≥ 0.056μF; 0603 ≥ 0.47μF; 0805 ≥ 2.2μF; 1206 ≥ 4.7μF; 1210 ≥ 22μF</td> </tr> <tr> <td>≤ 12.5% 0402 ≥ 0.47μF</td> </tr> <tr> <td>≤ 5% 0201 ≥ 0.01μF; 0402 ≥ 0.033μF; 0603 ≥ 0.15μF; 0805 ≥ 0.68μF; 1206 ≥ 2.2μF; 1210 ≥ 4.7μF</td> </tr> <tr> <td rowspan="3">16V</td> <td rowspan="3">≤ 3.5%</td> <td>≤ 10% 0201 ≥ 0.022μF; 0402 ≥ 0.15μF; 0603 > 0.47μF; 0805 ≥ 2.2μF; 1206 ≥ 4.7μF; 1210 ≥ 22μF</td> </tr> <tr> <td>≤ 15% 0201 ≥ 0.012μF; 0402 ≥ 0.15μF; 0603 ≥ 0.33μF; 0805 ≥ 2.2μF; 1206 ≥ 2.2μF; 1210 ≥ 22μF</td> </tr> <tr> <td>≤ 15% 0201 ≥ 0.1μF; 0402 ≥ 1μF</td> </tr> <tr> <td rowspan="3">10V</td> <td rowspan="3">≤ 5%</td> <td>≤ 10% 0201 ≥ 0.1μF; 0402 ≥ 1μF; 0603 ≥ 10μF; 0805 ≥ 4.7μF; 1206 ≥ 47μF; 1210 ≥ 100μF</td> </tr> <tr> <td>≤ 15% 0402 ≥ 2.2μF</td> </tr> <tr> <td>≤ 20% 0402 ≥ 2.2μF</td> </tr> <tr> <td rowspan="3">6.3V</td> <td rowspan="3">≤ 10%</td> <td>≤ 15% 0201 ≥ 0.1μF; 0402 ≥ 1μF; 0603 ≥ 10μF; 0805 ≥ 4.7μF; 1206 ≥ 47μF; 1210 ≥ 100μF</td> </tr> <tr> <td>≤ 20% 0402 ≥ 2.2μF</td> </tr> <tr> <td>---</td> </tr> <tr> <td rowspan="3">4V</td> <td rowspan="3">≤ 15%</td> <td>---</td> </tr> <tr> <td>---</td> </tr> <tr> <td>---</td> </tr> </tbody> </table>	Rated vol.	D.F. ≤	Exception of D.F. ≤	≥ 100V	≤ 2.5%	≤ 3% 1206 ≥ 0.47μF	≤ 5% 0603 ≥ 0.068μF; 0805 > 0.1μF; 1206 ≥ 1μF; 1210 ≥ 2.2μF	≤ 10% 0805 > 0.22μF; 1210 ≥ 3.3μF	50V	≤ 2.5%	≤ 3% 0201(50V); 0603 ≥ 0.047μF; 0805 ≥ 0.18μF; 1206 ≥ 0.47μF	≤ 5% 0201 ≥ 0.01μF; 1210 ≥ 3.3μF	≤ 10% 0402 ≥ 0.012μF; 0603 > 0.1μF; 0805 > 0.47μF; 1206 ≥ 2.2μF; 1210 ≥ 10μF	35V	≤ 3.5%	≤ 10% 0603 ≥ 1μF; 0805 ≥ 2.2μF; 1206 ≥ 2.2μF; 1210 ≥ 10μF	≤ 5% 0201 ≥ 0.01μF; 0805 ≥ 1μF; 1210 ≥ 10μF	≤ 7% 0603 ≥ 0.33μF	25V	≤ 3.5%	≤ 10% 0201 ≥ 0.1μF; 0402 ≥ 0.056μF; 0603 ≥ 0.47μF; 0805 ≥ 2.2μF; 1206 ≥ 4.7μF; 1210 ≥ 22μF	≤ 12.5% 0402 ≥ 0.47μF	≤ 5% 0201 ≥ 0.01μF; 0402 ≥ 0.033μF; 0603 ≥ 0.15μF; 0805 ≥ 0.68μF; 1206 ≥ 2.2μF; 1210 ≥ 4.7μF	16V	≤ 3.5%	≤ 10% 0201 ≥ 0.022μF; 0402 ≥ 0.15μF; 0603 > 0.47μF; 0805 ≥ 2.2μF; 1206 ≥ 4.7μF; 1210 ≥ 22μF	≤ 15% 0201 ≥ 0.012μF; 0402 ≥ 0.15μF; 0603 ≥ 0.33μF; 0805 ≥ 2.2μF; 1206 ≥ 2.2μF; 1210 ≥ 22μF	≤ 15% 0201 ≥ 0.1μF; 0402 ≥ 1μF	10V	≤ 5%	≤ 10% 0201 ≥ 0.1μF; 0402 ≥ 1μF; 0603 ≥ 10μF; 0805 ≥ 4.7μF; 1206 ≥ 47μF; 1210 ≥ 100μF	≤ 15% 0402 ≥ 2.2μF	≤ 20% 0402 ≥ 2.2μF	6.3V	≤ 10%	≤ 15% 0201 ≥ 0.1μF; 0402 ≥ 1μF; 0603 ≥ 10μF; 0805 ≥ 4.7μF; 1206 ≥ 47μF; 1210 ≥ 100μF	≤ 20% 0402 ≥ 2.2μF	---	4V	≤ 15%	---	---	---
Rated vol.	D.F. ≤	Exception of D.F. ≤																																												
≥ 100V	≤ 2.5%	≤ 3% 1206 ≥ 0.47μF																																												
		≤ 5% 0603 ≥ 0.068μF; 0805 > 0.1μF; 1206 ≥ 1μF; 1210 ≥ 2.2μF																																												
		≤ 10% 0805 > 0.22μF; 1210 ≥ 3.3μF																																												
50V	≤ 2.5%	≤ 3% 0201(50V); 0603 ≥ 0.047μF; 0805 ≥ 0.18μF; 1206 ≥ 0.47μF																																												
		≤ 5% 0201 ≥ 0.01μF; 1210 ≥ 3.3μF																																												
		≤ 10% 0402 ≥ 0.012μF; 0603 > 0.1μF; 0805 > 0.47μF; 1206 ≥ 2.2μF; 1210 ≥ 10μF																																												
35V	≤ 3.5%	≤ 10% 0603 ≥ 1μF; 0805 ≥ 2.2μF; 1206 ≥ 2.2μF; 1210 ≥ 10μF																																												
		≤ 5% 0201 ≥ 0.01μF; 0805 ≥ 1μF; 1210 ≥ 10μF																																												
		≤ 7% 0603 ≥ 0.33μF																																												
25V	≤ 3.5%	≤ 10% 0201 ≥ 0.1μF; 0402 ≥ 0.056μF; 0603 ≥ 0.47μF; 0805 ≥ 2.2μF; 1206 ≥ 4.7μF; 1210 ≥ 22μF																																												
		≤ 12.5% 0402 ≥ 0.47μF																																												
		≤ 5% 0201 ≥ 0.01μF; 0402 ≥ 0.033μF; 0603 ≥ 0.15μF; 0805 ≥ 0.68μF; 1206 ≥ 2.2μF; 1210 ≥ 4.7μF																																												
16V	≤ 3.5%	≤ 10% 0201 ≥ 0.022μF; 0402 ≥ 0.15μF; 0603 > 0.47μF; 0805 ≥ 2.2μF; 1206 ≥ 4.7μF; 1210 ≥ 22μF																																												
		≤ 15% 0201 ≥ 0.012μF; 0402 ≥ 0.15μF; 0603 ≥ 0.33μF; 0805 ≥ 2.2μF; 1206 ≥ 2.2μF; 1210 ≥ 22μF																																												
		≤ 15% 0201 ≥ 0.1μF; 0402 ≥ 1μF																																												
10V	≤ 5%	≤ 10% 0201 ≥ 0.1μF; 0402 ≥ 1μF; 0603 ≥ 10μF; 0805 ≥ 4.7μF; 1206 ≥ 47μF; 1210 ≥ 100μF																																												
		≤ 15% 0402 ≥ 2.2μF																																												
		≤ 20% 0402 ≥ 2.2μF																																												
6.3V	≤ 10%	≤ 15% 0201 ≥ 0.1μF; 0402 ≥ 1μF; 0603 ≥ 10μF; 0805 ≥ 4.7μF; 1206 ≥ 47μF; 1210 ≥ 100μF																																												
		≤ 20% 0402 ≥ 2.2μF																																												

4V	≤ 15%	---																																												

20	Beam Load Test AEC-Q200-003	* Break strength test * Beam speed: 2.5±0.25 mm/sec	The chip endure following force * Chip length ≤ 2.5mm: Thickness > 0.5mm (20N), ≤ 0.5mm (8N) * Chip length ≥ 3.2mm: Thickness ≥ 1.25mm (54.5N), < 1.25mm (15N)																																											

* "Room condition" Temperature: 15 to 35°C, Relative humidity: 25 to 75%, Atmospheric pressure: 86 to 106kPa.

Multilayer Ceramic Capacitors

APPENDIXES

■ Tape & reel dimensions

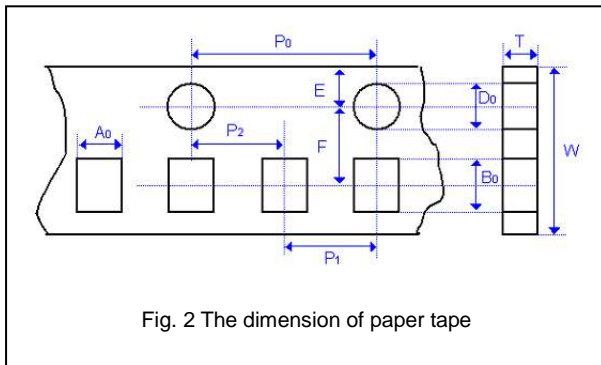


Fig. 2 The dimension of paper tape

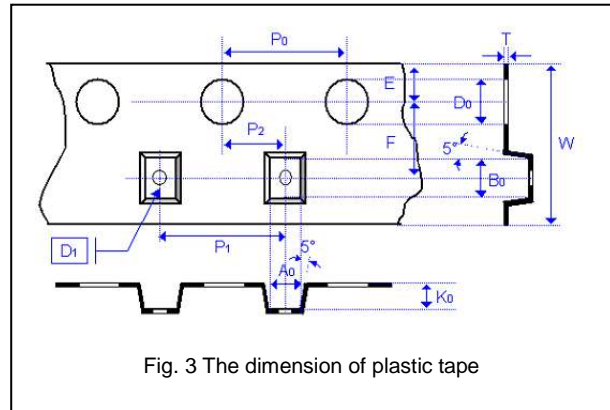


Fig. 3 The dimension of plastic tape

Size	0402	0603	0805			1206			1210			1812		
Thickness	N,E	S,H,X	A,H	B,T	D,I	B,T	C,J,D	G,P	T	C,D,G,K	M	D,F	G,K	M,U
A ₀	0.70 +/-0.20	1.05 +/-0.30	1.50 +/-0.20	1.50 +/-0.20	< 1.80	1.90 +/-0.50	< 2.00	< 2.30	< 3.05	< 3.05	< 3.20	< 3.90	< 3.90	< 3.90
B ₀	1.20 +/-0.20	1.80 +/-0.30	2.30 +/-0.20	2.30 +/-0.20	< 2.70	3.50 +/-0.50	< 3.70	< 4.00	< 3.80	< 3.80	< 4.00	< 5.30	< 5.30	< 5.30
T	≤ 0.80	≤ 1.20	≤ 1.15	≤ 1.20	0.23 +/-0.1	≤ 1.20	0.23 +/-0.1	0.23 +/-0.1	0.23 +/-0.1	0.23 +/-0.1	0.23 +/-0.1	0.25 +/-0.1	0.25 +/-0.1	0.25 +/-0.1
K ₀	-	-	-	-	< 2.50	-	< 2.50	< 2.50	< 1.50	< 2.50	< 3.50	< 2.00	< 2.50	< 3.50
W	8.00 +/-0.30	8.00 +/-0.30	8.00 +/-0.30	8.00 +/-0.30	8.00 +/-0.30	8.00 +/-0.30	8.00 +/-0.30	8.00 +/-0.30	8.00 +/-0.30	8.00 +/-0.30	8.00 +/-0.30	12.00 +/-0.30	12.00 +/-0.30	12.00 +/-0.30
P ₀	4.00 +/-0.10	4.00 +/-0.10	4.00 +/-0.10	4.00 +/-0.10	4.00 +/-0.10	4.00 +/-0.10	4.00 +/-0.10	4.00 +/-0.10	4.00 +/-0.10	4.00 +/-0.10	4.00 +/-0.10	4.00 +/-0.10	4.00 +/-0.10	4.00 +/-0.10
10xP ₀	40.00 +/-0.10	40.00 +/-0.20	40.00 +/-0.20	40.00 +/-0.20	40.00 +/-0.20	40.00 +/-0.20	40.00 +/-0.20	40.00 +/-0.20	40.00 +/-0.20	40.00 +/-0.20	40.00 +/-0.20	40.00 +/-0.20	40.00 +/-0.20	40.00 +/-0.20
P ₁	2.00 +/-0.05	4.00 +/-0.10	4.00 +/-0.10	4.00 +/-0.10	4.00 +/-0.10	4.00 +/-0.10	4.00 +/-0.10	4.00 +/-0.10	4.00 +/-0.10	4.00 +/-0.10	4.00 +/-0.10	8.00 +/-0.10	8.00 +/-0.10	8.00 +/-0.10
P ₂	2.00 +/-0.05	2.00 +/-0.05	2.00 +/-0.05	2.00 +/-0.05	2.00 +/-0.05	2.00 +/-0.05	2.00 +/-0.05	2.00 +/-0.05	2.00 +/-0.05	2.00 +/-0.05	2.00 +/-0.05	2.00 +/-0.05	2.00 +/-0.05	2.00 +/-0.05
D ₀	1.50 +0.1/-0	1.50 +0.1/-0	1.50 +0.1/-0	1.50 +0.1/-0	1.50 +0.1/-0	1.50 +0.1/-0	1.50 +0.1/-0	1.50 +0.1/-0	1.50 +0.1/-0	1.50 +0.1/-0	1.50 +0.1/-0	1.50 +0.1/-0	1.50 +0.1/-0	1.50 +0.1/-0
D ₁	-	-	-	-	1.00 +/-0.10	1.00 +/-0.10	1.00 +/-0.10	1.00 +/-0.10	1.00 +/-0.10	1.00 +/-0.10	1.00 +/-0.10	1.50 +/-0.10	1.50 +/-0.10	1.50 +/-0.10
E	1.75 +/-0.10	1.75 +/-0.10	1.75 +/-0.10	1.75 +/-0.10	1.75 +/-0.10	1.75 +/-0.10	1.75 +/-0.10	1.75 +/-0.10	1.75 +/-0.10	1.75 +/-0.10	1.75 +/-0.10	1.75 +/-0.10	1.75 +/-0.10	1.75 +/-0.10
F	3.50 +/-0.05	3.50 +/-0.05	3.50 +/-0.05	3.50 +/-0.05	3.50 +/-0.05	3.50 +/-0.05	3.50 +/-0.05	3.50 +/-0.05	3.50 +/-0.05	3.50 +/-0.05	3.50 +/-0.05	5.50 +/-0.10	5.50 +/-0.10	5.50 +/-0.10

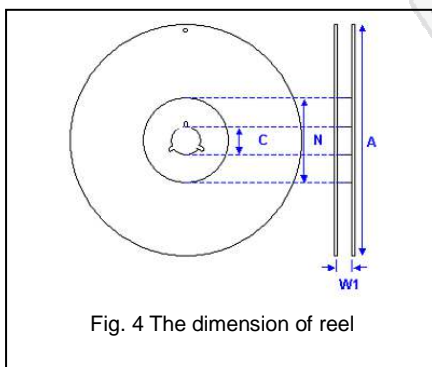
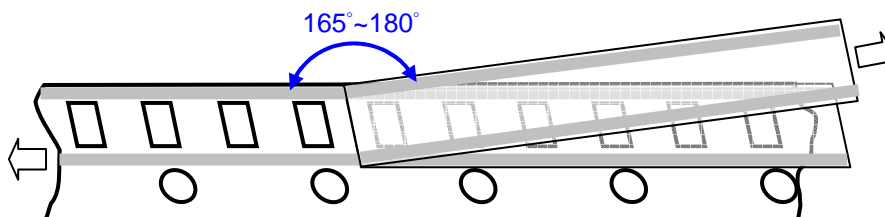


Fig. 4 The dimension of reel

Size	0201, 0402, 0603, 0805, 1206, 1210, 1812		
Reel size	7"	10"	13"
C	13.0±0.5	13.0±0.5	13.0±0.5
W ₁	10.0±1.5	10.0±1.5	10.0±1.5
A	178.0±2.0	250.0±2.0	330.0±2.0
N	60.0±1.0/-0	50 min	50 min


■ Peeling force (EIA-481)

Peel-off force should be in the range of 10 grams to 100 grams at a peel-off speed of 300±10 mm/min.



Multilayer Ceramic Capacitors

Example of customer label



- a. Customer name
- b. WTC order series and item number
- c. Customer P/O
- d. Customer P/N
- e. Description of product
- f. Quantity
- g. Bar code including quantity & WTC P/N or customer
- h. WTC P/N
- i. Shipping date
- j. Order bar code including series and item numbers
- k. Serial number of label

*Customized label is available upon request

Constructions

No.	Name	X7R
①	Ceramic material	BaTiO ₃ based
②	Inner electrode	Ni
③	Termination	Inner layer Cu + Conductive Resin
④		Middle layer Ni
⑤		Outer layer Sn (Matt)

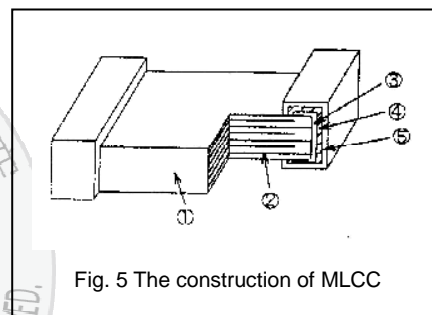


Fig. 5 The construction of MLCC

Storage and handling conditions

- (1) To store products at 5 to 40°C ambient temperature and 20 to 70% related humidity conditions; MSL Level 1.
- (2) The product is recommended to be used within one year after shipment. Check solderability in case of shelf life extension is needed.

Cautions:

- a. The corrosive gas reacts on the terminal electrodes of capacitors, and results in the poor solderability. Do not store the capacitors in the ambience of corrosive gas (e.g., hydrogen sulfide, sulfur dioxide, chlorine, ammonia gas etc.)
- b. In corrosive atmosphere, solderability might be degraded, and silver migration might occur to cause low reliability.
- c. Due to the dewing by rapid humidity change, or the photochemical change of the terminal electrode by direct sunlight, the solderability and electrical performance may deteriorate. Do not store capacitors under direct sunlight or dewing condition. To store products on the shelf and avoid exposure to moisture.

Multilayer Ceramic Capacitors

Recommended soldering conditions

The lead-free termination MLCCs are not only to be used on SMT against lead-free solder paste, but also suitable against lead-containing solder paste. If the optimized solder joint is requested, increasing soldering time, temperature and concentration of N₂ within oven are recommended.

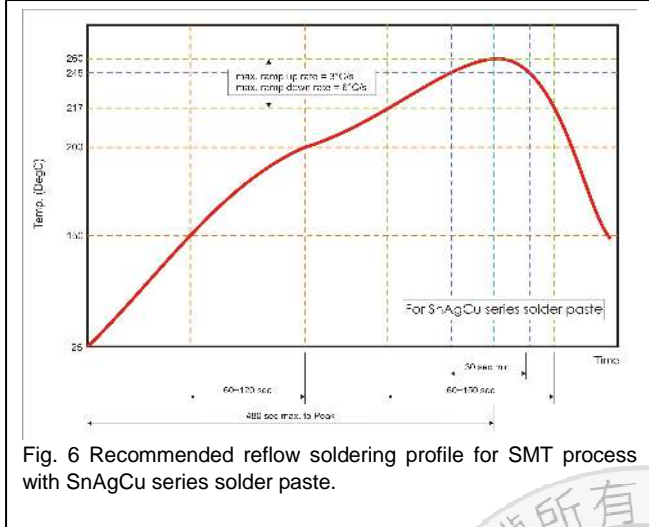


Fig. 6 Recommended reflow soldering profile for SMT process with SnAgCu series solder paste.

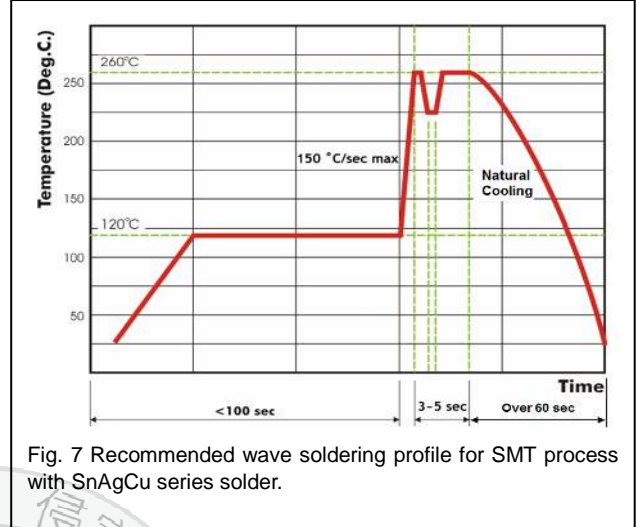


Fig. 7 Recommended wave soldering profile for SMT process with SnAgCu series solder.

