

I/O module - AXL F DI32/1 2H - 2702052

Please be informed that the data shown in this PDF Document is generated from our Online Catalog. Please find the complete data in the user's documentation. Our General Terms of Use for Downloads are valid (<http://phoenixcontact.com/download>)



Axioline F, Digital input module, Digital inputs: 32, 24 V DC, Connection method: 1-wire, Transmission speed in the local bus 100 MBit/s, Degree of protection IP20, including bus base module and Axioline F connectors

Why buy this product

- ✓ 32 digital inputs according to EN 61131-2 type 1 and type 3
- ✓ Connection of sensors in single-wire technology
- ✓ Filter times can be adjusted in three increments: < 100 µs, 1000 µs or 3000 µs
- ✓ Device rating plate stored
- ✓ Diagnostic and status indicators

Key Commercial Data

Packing unit	1 STK
Weight per Piece (excluding packing)	220.000 g
Custom tariff number	85389091
Country of origin	Germany

Technical data

Dimensions

Width	35 mm
Height	129.9 mm
Depth	54 mm
Note on dimensions	The depth is valid when a TH 35-7.5 DIN rail is used (according to EN 60715).

Ambient conditions

Ambient temperature (operation)	-25 °C ... 60 °C
Ambient temperature (storage/transport)	-40 °C ... 85 °C

I/O module - AXL F DI32/1 2H - 2702052

Technical data

Ambient conditions

Permissible humidity (operation)	5 % ... 95 % (non-condensing)
Permissible humidity (storage/transport)	5 % ... 95 % (non-condensing)
Air pressure (operation)	70 kPa ... 106 kPa (up to 3000 m above sea level)
Air pressure (storage/transport)	70 kPa ... 106 kPa (up to 3000 m above sea level)
Degree of protection	IP20

Connection data

Designation	Axioline F connector
Connection method	Push-in connection
Note on connection method	Please observe the information provided on conductor cross sections in the "Axioline F: system and installation" user manual.
Conductor cross section solid min.	0.2 mm ²
Conductor cross section solid max.	1.5 mm ²
Conductor cross section flexible min.	0.2 mm ²
Conductor cross section flexible max.	1.5 mm ²
Conductor cross section AWG min.	24
Conductor cross section AWG max.	16
Stripping length	8 mm

General

Mounting type	DIN rail
Net weight	159 g
Note on weight specifications	with connectors and bus base module
Diagnostics messages	I/O supply failure Yes

Interfaces

Designation	Axioline F local bus
Connection method	Bus base module
Transmission speed	100 MBit/s

Axioline potentials

Communications power U_{Bus}	5 V DC (via bus base module)
Current consumption from U_{Bus}	max. 120 mA
Supply of digital input modules U_i	24 V DC
Current consumption from U_i	max. 50 mA

Digital inputs

Input name	Digital inputs
Description of the input	EN 61131-2 types 1 and 3
Connection method	Push-in connection

I/O module - AXL F DI32/1 2H - 2702052

Technical data

Digital inputs

	1-wire
Number of inputs	32
Protective circuit	Polarity reversal protection of the inputs Parallel diode (30 V, 5 s)
Input filter time	3000 μ s (default)
Input voltage range "0" signal	-3 V DC ... 5 V DC
Input voltage range "1" signal	11 V DC ... 30 V DC
Nominal input current at U_{IN}	2.4 mA

Electrical isolation

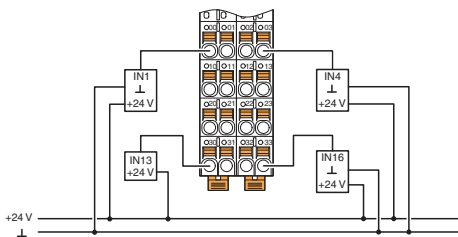
Test section	5 V communications power (logic), 24 V supply (I/O) 500 V AC 50 Hz 1 min.
	5 V supply (logic)/functional earth ground 500 V AC 50 Hz 1 min.
	24 V supply (I/O) / functional earth ground 500 V AC 50 Hz 1 min.

Standards and Regulations

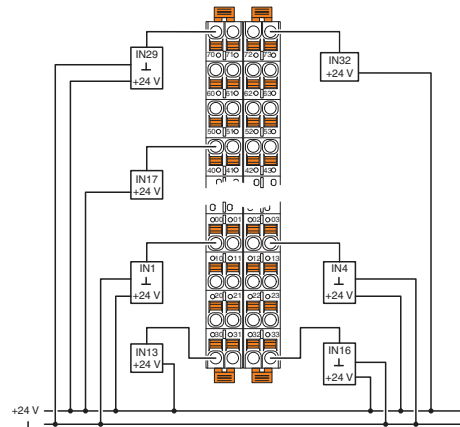
Mechanical tests	Vibration resistance in acc. with EN 60068-2-6/IEC 60068-2-6 5g
	Shock in acc. with EN 60068-2-27/IEC 60068-2-27 30g
	Continuous shock according to EN 60068-2-27/IEC 60068-2-27 10g
Protection class	III, IEC 61140, EN 61140, VDE 0140-1

Drawings

Connection diagram

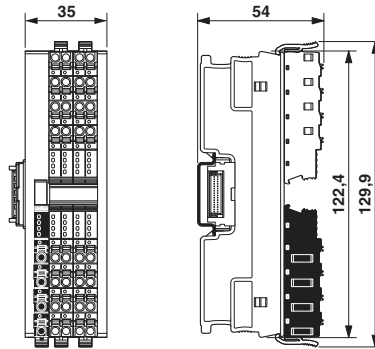


Connection diagram



I/O module - AXL F DI32/1 2H - 2702052

Dimensional drawing



Classifications

eCl@ss

eCl@ss 5.1	27242604
eCl@ss 6.0	27242604
eCl@ss 8.0	27242604
eCl@ss 9.0	27242604

ETIM

ETIM 5.0	EC001599
----------	----------

Approvals


Approvals

Approvals

UL Listed / cUL Listed / cULus Listed

Ex Approvals

Approval details

UL Listed  http://database.ul.com/cgi-bin/XYV/template/LISEXT/1FRAME/index.htm FILE E 238705

I/O module - AXL F DI32/1 2H - 2702052

Approvals

cUL Listed  <http://database.ul.com/cgi-bin/XYV/template/LISEXT/1FRAME/index.htm> FILE E 238705

cULus Listed 

Accessories

Accessories

DIN rail connector

Bus connector - AXL F BS H - 2700992



Axioline F bus base module for housing type H

Terminal marking

Zack marker strip - ZB 20,3 AXL UNPRINTED - 0829579



Zack marker strip for Axioline F (device labeling), in 2 x 20.3 mm pitch, unprinted, 25-section, for individual labeling with B-STIFT 0.8, X-PEN, or CMS-P1-PLOTTER

Zack Marker strip, flat - ZBF 10/5,8 AXL UNPRINTED - 0829580



Zack marker strip, flat, in 10 mm pitch, unprinted, 10-section, for individual labeling with M-PEN 0,8, X-PEN, or CMS-P1-PLOTTER