

## Connector in molded plastic on both sides - K-5E-M17 M9/2,0-C00/M17 F8 - 1619316

Please be informed that the data shown in this PDF Document is generated from our Online Catalog. Please find the complete data in the user's documentation. Our General Terms of Use for Downloads are valid (<http://phoenixcontact.com/download>)



Connector in molded plastic on both sides, Length: 2 m, Color of outer sheath: orange RAL 2003

### Product Features

- Our standard: robust halogen-free PUR cable
- Simple and safe: 100% electrically tested and assembled ready for use
- Designs with pre-assembled cables on one or both sides
- High flexibility: customer-specific assemblies and cable lengths can be supplied



### Key Commercial Data

Packing unit	1 pc
Custom tariff number	85444290
Country of origin	Germany

### Technical data

Conductor length	2 m
Nominal current	12 A

### Connector specifications

Type	straight plastic-sheathed
Housing material	Zinc die-cast
Thread type	M17
Locking type	Screw locking
Degree of protection	IP67, when in locked state
Number of positions	5+PE
Direction of rotation	Standard

# Connector in molded plastic on both sides - K-5E-M17 M9/2,0-C00/M17 F8 - 1619316

## Technical data

### Connector specifications

Type of contact	Socket
Insertion/withdrawal cycles	50
Contact resistance	< 0.3 mΩ
Max. current	14 A
Voltage	630 V
Overvoltage category	III
Degree of pollution	3
Rated surge voltage	6 kV
Ambient temperature (operation)	-40 °C ... 105 °C

### Cable specifications

Type of cable	PSLC11Y-J
Shielded	yes
Cable structure	4 x 0.75 mm <sup>2</sup> + 2 x 0.5 mm <sup>2</sup> StC
Cable structure (AWG)	19 AWG/4c + 20 AWG/1pr
External cable diameter	9.4 mm
Outer sheath, material	PUR
Material wire insulation	TPM
External sheath, color	orange RAL 2003
Nominal voltage, cable	1000 V
Test voltage	4 kV (2 kV signal)
Rated current	12 A
Smallest bending radius, movable installation	94 mm
Ambient temperature for fixed installation	-40 °C ... 80 °C
Ambient temperature for flexible installation	-30 °C ... 70 °C

### Connector specifications (second page)

Type	straight plastic-sheathed
Housing material	Zinc die-cast
Thread type	M17
Degree of protection	IP67, when in locked state
Number of positions	5+PE
Direction of rotation	Standard
Type of contact	Male connector
Insertion/withdrawal cycles	50
Contact resistance	< 0.3 mΩ
Max. current	14 A

# Connector in molded plastic on both sides - K-5E-M17 M9/2,0-C00/M17 F8 - 1619316

## Technical data

Connector specifications (second page)

Voltage	630 V
Overvoltage category	III
Degree of pollution	3
Rated surge voltage	6 kV
Ambient temperature (operation)	-40 °C ... 105 °C

## Classifications

eCl@ss

eCl@ss 4.0	27060306
eCl@ss 4.1	27060306
eCl@ss 5.0	27061801
eCl@ss 5.1	27061801
eCl@ss 6.0	27279218
eCl@ss 7.0	27279218
eCl@ss 8.0	27062011
eCl@ss 9.0	27062011

ETIM

ETIM 3.0	EC001121
ETIM 4.0	EC001855
ETIM 5.0	EC001578

UNSPSC

UNSPSC 6.01	26121604
UNSPSC 7.0901	26121604
UNSPSC 11	26121604
UNSPSC 12.01	26121604
UNSPSC 13.2	26121604

## Approvals

Approvals

---

Approvals

EAC

---

# Connector in molded plastic on both sides - K-5E-M17 M9/2,0-C00/M17 F8 - 1619316

## Approvals

Ex Approvals

---

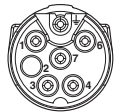
Approvals submitted

## Approval details

EAC
-----

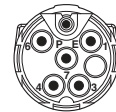
## Drawings

Schematic diagram




Socket pin assignment

Schematic diagram



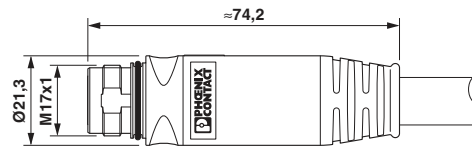
Pin assignment of pin

Dimensional drawing



On the female side


Dimensional drawing



Pin side

# Connector in molded plastic on both sides - K-5E-M17 M9/2,0-C00/M17 F8 - 1619316

Circuit diagram



Contact assignment of M17 plugs/sockets, cable type C00