

## Base strip - DFK-IPC 16/ 3-GFU-SH-10,16 - 1702905

Please be informed that the data shown in this PDF Document is generated from our Online Catalog. Please find the complete data in the user's documentation. Our General Terms of Use for Downloads are valid (<http://download.phoenixcontact.com>)

Header, Nominal current: 76 A, Rated voltage (III/2): 1000 V, Number of positions: 3, Pitch: 10.16 mm, Color: green, Contact surface: Silver, Assembly: Soldering



The figure shows a 5-pos. version of the product

### Product Features

- Panel thickness of 1 mm to 3 mm
- Inverted feed-through headers for implementing a touch-proof PCB output (in combination with IPC 16 ST)
- Tool-free snap-lock mechanism or conventional screw connection
- For soldering onto the PCB



### Key commercial data

Packing unit	1 pc
Minimum order quantity	10 pc
Weight per Piece (excluding packing)	14.85 GRM
Custom tariff number	85366990
Country of origin	Germany

### Technical data

#### Dimensions

Length	34.55 mm
Height	22 mm
Pitch	10.16 mm
Dimension a	20.32 mm
Pin dimensions	0,8 x 1,2
Pin spacing	10.16 mm
Hole diameter	1.7 mm

#### General

## Base strip - DFK-IPC 16/ 3-GFU-SH-10,16 - 1702905

### Technical data

#### General

Range of articles	DFK-IPC 16/...GFU-SH
Insulating material group	I
Rated surge voltage (III/3)	8 kV
Rated surge voltage (III/2)	8 kV
Rated surge voltage (II/2)	6 kV
Rated voltage (III/3)	1000 V
Rated voltage (III/2)	1000 V
Rated voltage (II/2)	1000 V
Connection in acc. with standard	EN-VDE
Nominal current $I_N$	76 A
Maximum load current	76 A
Insulating material	PA
Inflammability class according to UL 94	V0
Color	green
Number of positions	3

### Classifications

#### eCl@ss

eCl@ss 4.0	272607xx
eCl@ss 4.1	27260701
eCl@ss 5.0	27260701
eCl@ss 5.1	27141190
eCl@ss 6.0	27260704
eCl@ss 7.0	27440402
eCl@ss 8.0	27141134

#### ETIM

ETIM 3.0	EC001121
ETIM 4.0	EC002637
ETIM 5.0	EC001283

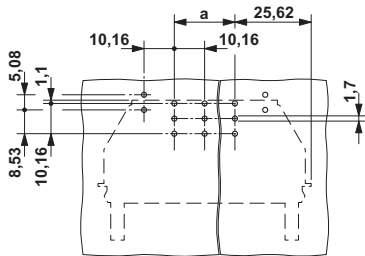
#### UNSPSC

UNSPSC 6.01	30211810
UNSPSC 7.0901	39121409
UNSPSC 11	39121409
UNSPSC 12.01	39121409
UNSPSC 13.2	39121409

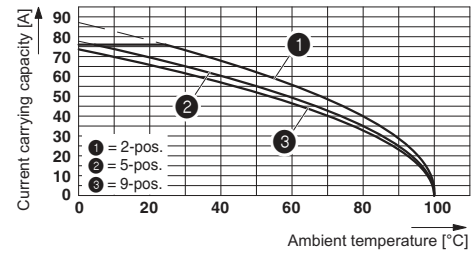
# Base strip - DFK-IPC 16/ 3-GFU-SH-10,16 - 1702905

## Drawings

Drilling diagram

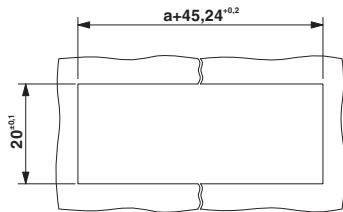


Diagram



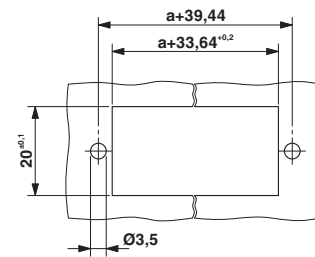
The illustration shows the derating curve for DFK-IPC 16/...-G-10,16 inverted plugs in combination with the inverted header IPC 16/...-ST-10,16.

Dimensioned drawing



Sheet metal cutout for snap-on.

Dimensioned drawing



Sheet metal cutout for screw connection.

Dimensioned drawing

