

1 Watt

- Single & Dual Output
- SMD Package
- Industry Standard Pinouts
- 1000 VDC Isolation, 3000 VDC Optional
- MTBF >3.5 Mhrs
- -40 °C to +85 °C Operation
- 3 Year Warranty



Dimensions:

ISF:
1.50 x 0.295 x 0.246" (12.7 x 7.5 x 6.25 mm)

Input

Characteristic	Minimum	Typical	Maximum	Units	Notes & Conditions
Input Voltage Range	±10			%	% of nominal input
Input Reverse Voltage Protection					None

Output

Characteristic	Minimum	Typical	Maximum	Units	Notes & Conditions
Output Voltage				V	See Models and Ratings table
Minimum Load	10			%	Operation at no load will not damage device but may not meet all specifications
Line Regulation		1.2 / 1		%	Δ Vin
Load Regulation			7.5	%	For a 10-100% load change
Setpoint Accuracy	100		110	%	of nominal at 10% load
Ripple & Noise			100	mV pk-pk	Single output: 20 MHz bandwidth
			75		Dual output: 20 MHz bandwidth
Temperature Coefficient			0.03	%/°C	

General

Characteristic	Minimum	Typical	Maximum	Units	Notes & Conditions
Efficiency		75		%	See Models and Ratings table
Isolation	1000			VDC	Standard
	3000				-H version
Isolation Resistance	10 ⁹			Ω	
Switching Frequency		100		kHz	5/12 V input at nominal input, full load
		500			24 V input at nominal input, full load
Mean Time Between Failure		>3.5		MHrs	MIL-HDBK-217F, +25 °C GB
Weight		0.004 (1.7)		lb (g)	

Environmental

Characteristic	Minimum	Typical	Maximum	Units	Notes & Conditions
Operating Temperature	-40		+85	°C	Full load
Storage Temperature	-55		+125	°C	
Case Temperature			+105	°C	
Cooling					Convection-cooled
Lead Temperature	260 °C, 0.06 in (1.5 mm) from case, 10 s, lead-free solder reflow process IPC/IEDEC J-STP-020D.1				

Safety Approvals

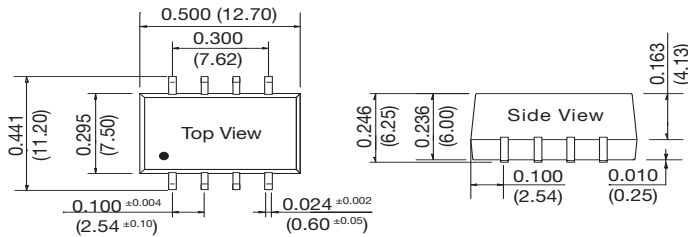
Agency	Standard
CE	Meets all applicable directives
UKCA	Meets all applicable legislation

Models & Ratings: Single Output - Standard

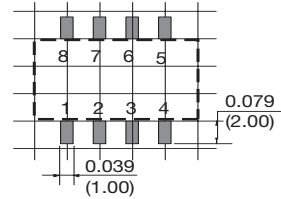
Input Voltage	Output Voltage	Output Current	Isolation	Efficiency	Model Number ⁽⁵⁾
3.3V	3.3V	300 mA	1 kV	73%	ISF0303A
	5.0V	200 mA	1 kV	72%	ISF0305A
5.0V	5.0V	200 mA	1 kV	79%	ISF0505A
	9.0V	110 mA	1 kV	76%	ISF0509A
	12.0V	84 mA	1 kV	79%	ISF0512A
12.0V	12.0V	84 mA	1 kV	73%	ISF1212A
24.0V	5.0V	200 mA	1 kV	72%	ISF2405A

Mechanical Details

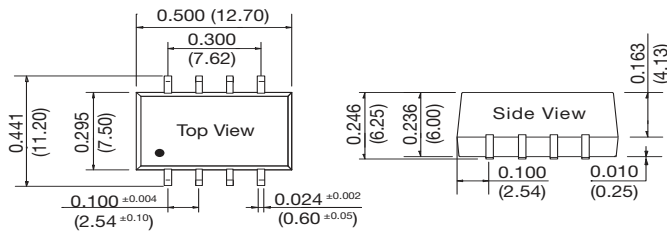
Single Output - Standard



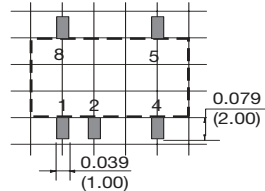
Recommended Footprint
Top View grid: 0.1 x 0.1 in (2.54 x 2.54 mm)



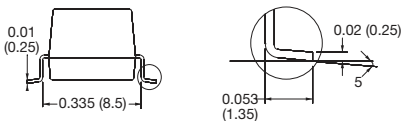
Single Output - Option '-X'



Recommended Footprint
Top View grid: 0.1 x 0.1 in (2.54 x 2.54 mm)



PIN CONNECTIONS					
+Vin	-Vin	-Vout	0 V	+Vout	N/C
2	1	N/A	4	5	3,6,7,8



PIN CONNECTIONS					
+Vin	-Vin	-Vout	0 V	+Vout	N/C
2	1	N/A	4	5	8

Notes

1. All dimensions in inches (mm)
2. Tolerance: ± 0.010 (± 0.25)
3. Weight: 0.004 lbs (1.7 g)

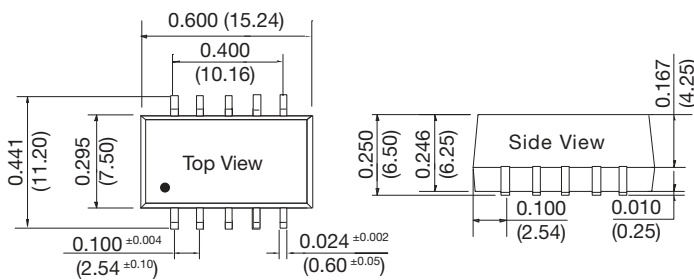
4. Pin tolerance: ± 0.004 (± 0.10 mm)
5. For optional tape & reel option add suffix -TR to the end of the p/n.
Reel quantity = 500

Models & Ratings: Dual Output - Standard

Input Voltage	Output Voltage	Output Current	Isolation	Efficiency	Model Number [®]
5.0V	±9.0V	55 mA	1 kV	76%	ISF0509 [®]
	±12.0V	42 mA	1 kV	79%	ISF0512 [®]
	±15.0V	33 mA	1 kV	78%	ISF0515
12.0V	±15.0V	33 mA	1 kV	74%	ISF1215
24.0V	±3.3V	150 mA	1 kV	70%	ISF2403 [®]

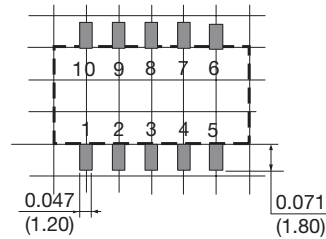
Mechanical Details

Dual Output - Standard

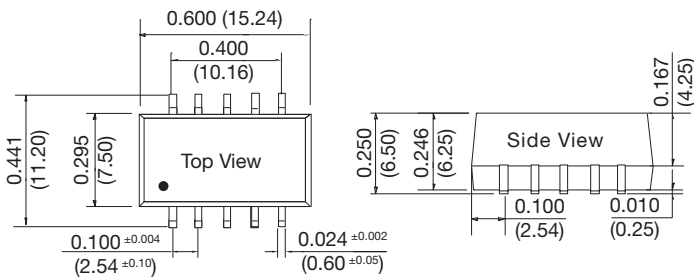


Recommended Footprint

Top View grid: 0.1 x 0.1 in (2.54 x 2.54 mm)

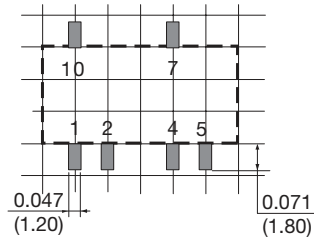


Dual Output - Option '-X'



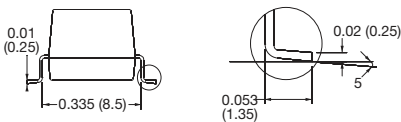
Recommended Footprint

Top View grid: 0.1 x 0.1 in (2.54 x 2.54 mm)



PIN CONNECTIONS

+Vin	-Vin	-Vout	0 V	+Vout	N/C
2	1	5	4	7	3,6,8,9,10



PIN CONNECTIONS

+Vin	-Vin	-Vout	0 V	+Vout	N/C
2	1	5	4	7	10

Notes

- All dimensions in inches (mm)
- Tolerance: ±0.010 (±0.25)
- Weight: 0.004 lbs (1.7 g)

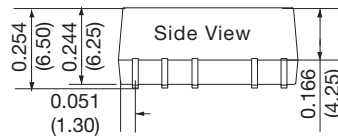
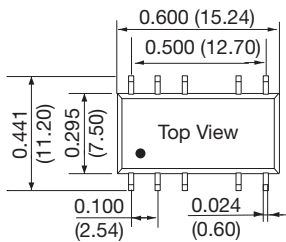
- Pin tolerance: ±0.004 (±0.10 mm)
- For optional tape & reel option add suffix -TR to the end of the p/n.
Reel quantity = 500

Models & Ratings: Single Output - Option '-H'

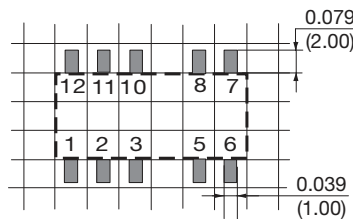
Input Voltage	Output Voltage	Output Current	Isolation	Efficiency	Model Number ⁽⁵⁾
12.0V	5.0V	200 mA	3 kV	69%	ISF1205A-H
24.0V	5.0V	200 mA	3 kV	72%	ISF2405A-H

Mechanical Details

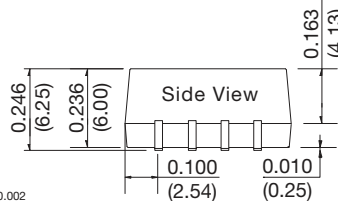
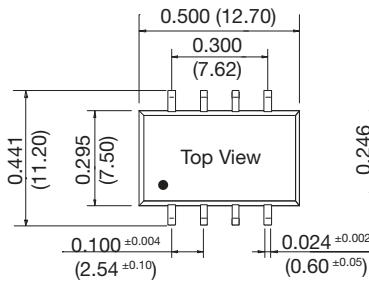
Single Output - Option '-H'



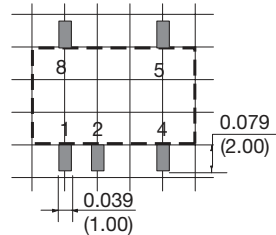
Recommended Footprint
Top View grid: 0.1 x 0.1 in (2.54 x 2.54 mm)



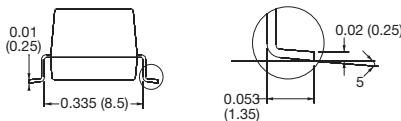
Dual Output - Option '-H'



Recommended Footprint
Top View grid: 0.1 x 0.1 in (2.54 x 2.54 mm)



PIN CONNECTIONS					
+Vin	-Vin	-Vout	0 V	+Vout	N/C
2	1	N/A	5	8	3,6,7, 10,11,12



PIN CONNECTIONS					
+Vin	-Vin	-Vout	0 V	+Vout	N/C
2	1	6	5	8	3,7,10, 11,12

Notes

1. All dimensions in inches (mm)
2. Tolerance: ± 0.010 (± 0.25)
3. Weight: 0.004 lbs (1.7 g)

4. Pin tolerance: ± 0.004 (± 0.10 mm)
5. For optional tape & reel option add suffix -TR to the end of the p/n.
Reel quantity = 500