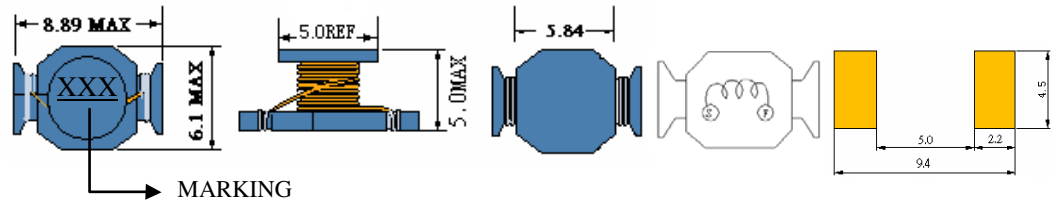


SC1813FH

SMD POWER INDUCTORS



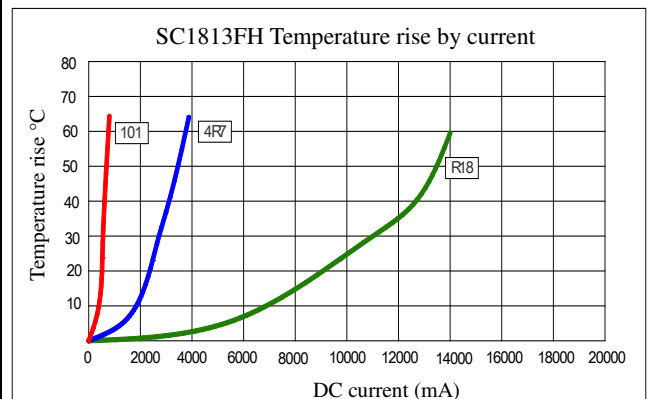
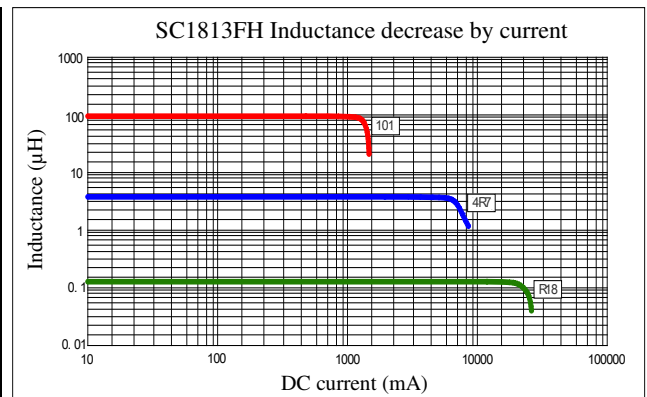
• Features

1. Open frame construction
2. Excellent Power Density
3. Engineered to Provide High Efficiency

ELECTRICAL CHARACTERISTICS



Part Number	Inductance (uH) ⁽¹⁾	Test Frequency	DC Resistance (Ω MAX) ⁽²⁾	Saturation Current ⁽³⁾ (A)	Temperature Current ⁽⁴⁾ (A)
SC1813FH-R18	0.18	100KHZ	4.5m	14.00	11.2
SC1813FH-R33	0.33	100KHZ	5.2m	10.00	10.0
SC1813FH-R47	0.47	100KHZ	9.5 m	8.00	8.00
SC1813FH-R56	0.56	100KHZ	10m	7.70	7.00
SC1813FH-1R2	1.2	100KHZ	17m	5.30	4.50
SC1813FH-1R6	1.6	100KHZ	25m	4.50	4.20
SC1813FH-2R2	2.2	100KHZ	35m	3.50	3.80
SC1813FH-3R3	3.3	100KHZ	43m	3.00	3.30
SC1813FH-4R7	4.7	100KHZ	54m	2.60	2.70
SC1813FH-6R8	6.8	100KHZ	80m	2.20	2.20
SC1813FH-100	10	100KHZ	0.11	1.90	1.80
SC1813FH-150	15	100KHZ	0.17	1.50	1.40
SC1813FH-220	22	100KHZ	0.25	1.20	1.20
SC1813FH-330	33	100KHZ	0.35	0.90	0.92
SC1813FH-470	47	100KHZ	0.47	0.87	0.80
SC1813FH-680	68	100KHZ	0.73	0.67	0.66
SC1813FH-101	100	100KHZ	1.11	0.53	0.54



(1). Inductance tolerance for 0.18uH~1.6uH: $\pm 30\%$, for 2.2uH~100uH: $\pm 20\%$. Tested at 0.25V, 0ADC and 25°C.

(2). DCR measured at 25°C.

(3). The DC current at which the inductance decreases by 10% from its initial value.

(4). The DC current that results in a 40°C temperature rise from 25°C ambient.

[Click here for QUANTITY PER REEL & PACKING INFORMATION](#)

Custom versions available upon request.

©2011 Signal Transformer –Specification subject to change without notice. 07.11



belfuse.com/signal