



PIDG

TE Internal #: 2-323914-1

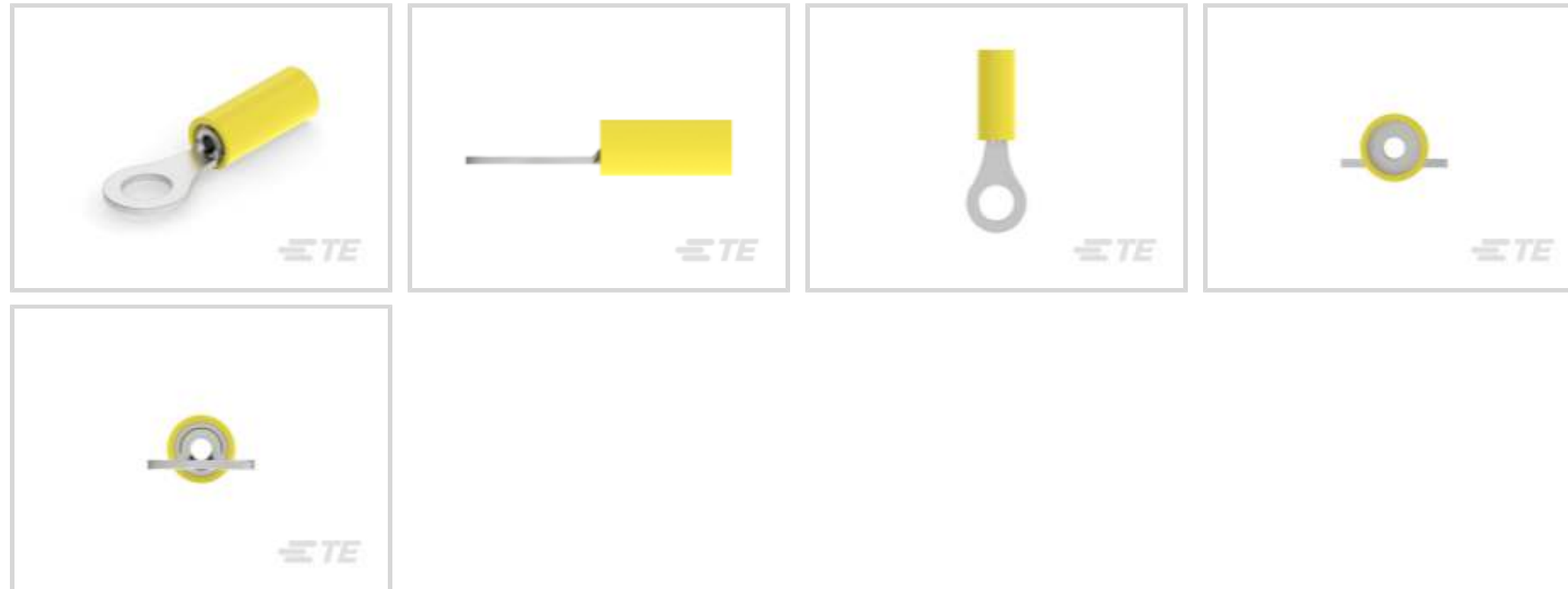
Ring Terminals & Spade Terminals, Ring Tongue, 26 – 22 AWG

Wire Size, .1 – .41 mm² Wire Size, 202 – 810 CMA Wire Size, Stud

Size #4 / M2.5

[View on TE.com >](#)

Terminals & Splices > Ring Terminals & Spade Terminals > PIDG Ring Tongue Terminals



Ring & Spade Terminal Type: **Ring Tongue**

Wire Size: **202 – 810 CMA**

Stud Size: **#4, M2.5**

[All PIDG Ring Tongue Terminals \(421\)](#)

Features

Product Type Features

Terminal Features	Inspection Slot
Stud Size	#4, M2.5
Sealable	No
Wire Insulation Support Retention Type	Insulation Support

Configuration Features

Number of Holes	1
-----------------	---

Electrical Characteristics

Voltage Rating	300 V
----------------	-------

Body Features

Product Weight	.286 g
----------------	--------

Contact Features

Ring & Spade Terminal Type	Ring Tongue
Barrel Type	Closed



Terminal Orientation	Straight
----------------------	----------

Terminal Plating Material	Tin
---------------------------	-----

Mechanical Attachment

Wire Insulation Support	With
-------------------------	------

Dimensions

Wire Size	202 – 810 CMA
-----------	---------------

Stud Diameter	3.02 mm[.119 in]
---------------	------------------

Tongue Thickness	.79 mm[.031 in]
------------------	-----------------

Product Length	16.41 mm[.646 in]
----------------	-------------------

Compatible Insulation Diameter (Max)	2.08 mm[.082 in]
--------------------------------------	------------------

Compatible Insulation Diameter Range	1.27 – 2.08 mm[.05 – .082 in]
--------------------------------------	-------------------------------

Usage Conditions

Insulation Option	Partially Insulated
-------------------	---------------------

Operating Temperature Range	105 °C[221 °F]
-----------------------------	----------------

Operation/Application

Compatible With Wire Base Material	Copper
------------------------------------	--------

Compatible With Wire Plating Material	Tin
---------------------------------------	-----

Industry Standards

Government Qualified Terminal	No
-------------------------------	----

Packaging Features

Packaging Quantity	4000
--------------------	------

Packaging Method	Tape Mounted
------------------	--------------

Product Compliance

[For compliance documentation, visit the product page on TE.com>](#)

EU RoHS Directive 2011/65/EU	Compliant
------------------------------	-----------

EU ELV Directive 2000/53/EC	Compliant
-----------------------------	-----------

China RoHS 2 Directive MIIT Order No 32, 2016	No Restricted Materials Above Threshold
---	---

EU REACH Regulation (EC) No. 1907/2006	Current ECHA Candidate List: JUNE 2023 (235) Candidate List Declared Against: JAN 2023 (233) Does not contain REACH SVHC
--	--

Halogen Content

Low Halogen - Br, Cl, F, I < 900 ppm per homogenous material. Also BFR/CFR/PVC Free

Solder Process Capability

Not applicable for solder process capability

Product Compliance Disclaimer

This information is provided based on reasonable inquiry of our suppliers and represents our current actual knowledge based on the information they provided. This information is subject to change. The part numbers that TE has identified as EU RoHS compliant have a maximum concentration of 0.1% by weight in homogenous materials for lead, hexavalent chromium, mercury, PBB, PBDE, DBP, BBP, DEHP, DIBP, and 0.01% for cadmium, or qualify for an exemption to these limits as defined in the Annexes of Directive 2011/65/EU (RoHS2). Finished electrical and electronic equipment products will be CE marked as required by Directive 2011/65/EU. Components may not be CE marked. Additionally, the part numbers that TE has identified as EU ELV compliant have a maximum concentration of 0.1% by weight in homogenous materials for lead, hexavalent chromium, and mercury, and 0.01% for cadmium, or qualify for an exemption to these limits as defined in the Annexes of Directive 2000/53/EC (ELV). Regarding the REACH Regulation, the information TE provides on SVHC in articles for this part number is based on the latest European Chemicals Agency (ECHA) 'Guidance on requirements for substances in articles' posted at this URL: <https://echa.europa.eu/guidance-documents/guidance-on-reach>


Compatible Parts



Also in the Series | PIDG



Compression Connectors(17)



Crimp Terminal Housings(1)



Crimp Wire Pins, Tabs & Ferrules(40)



Hand Crimping Tools(2)



Knife Disconnects(11)



PCB Terminals(9)



Quick Disconnects(49)



Ring Terminals & Spade Terminals(861)



Special Purpose Terminals(1)



Splices(47)

Customers Also Bought



TE Part #5-1478762-1
Metal backshell 9 way Top Entry-KIT



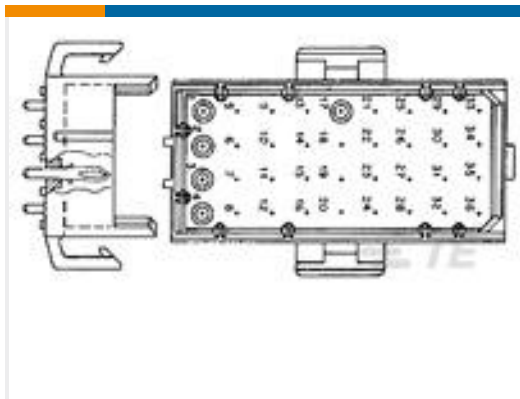
TE Part #32944
PG R 22-16 COMM 22-18 MIL 4



TE Part #1-794607-1
MICRO MNL RPT CNT STRP 15AU LF



TE Part #1658623-3
16 NOVO MIL 30DP, LEAD FREE




TE Part #640498-1
03P MR HDR ASSY V0



TE Part #CJ8361-000
S200-3-W2-22-9



TE Part #CJ8363-000
S200-5-W2-22-9



TE Part #1496476-1
STD USB-A TO MINI-B ASSY, 1M

Documents

Product Drawings

[TERMINAL,PIDG R 26-22 4](#)

English

CAD Files

Customer View Model

[ENG_CVM_CVM_2-323914-1_W.3d_stp.zip](#)

English

3D PDF

3D

Customer View Model

[ENG_CVM_CVM_2-323914-1_W.2d_dxf.zip](#)

English

Customer View Model

[ENG_CVM_CVM_2-323914-1_W.3d_igs.zip](#)

English

By downloading the CAD file I accept and agree to the [Terms and Conditions](#) of use.



Product Specifications

Application Specification

English

Product Environmental Compliance

MD_2-323914-1_022720182355_dmtec

English

MD_2-323914-1_022720182355_dmtec

English