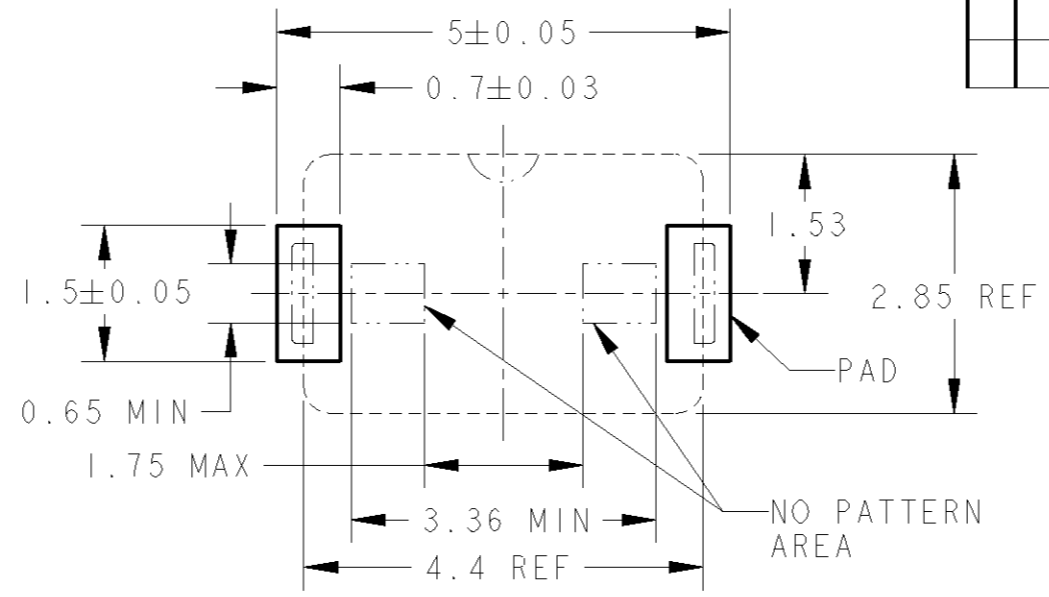
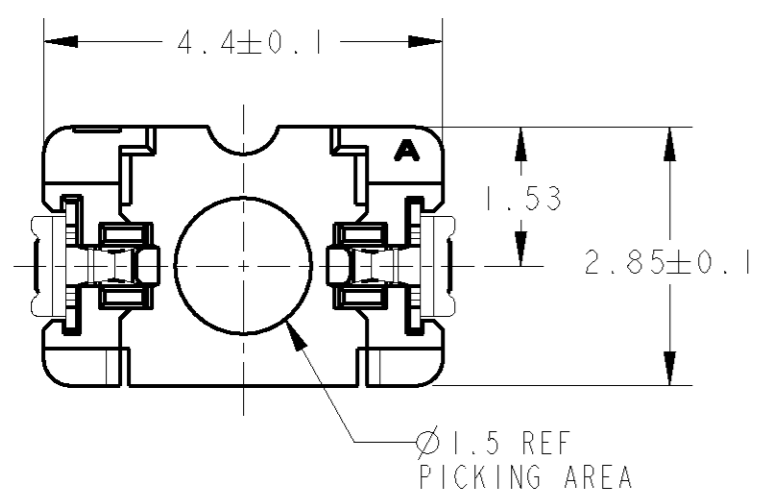


THIS DRAWING IS UNPUBLISHED. RELEASED FOR PUBLICATION 2009  
 © COPYRIGHT 2009 BY TYCO ELECTRONICS CORPORATION. ALL RIGHTS RESERVED.

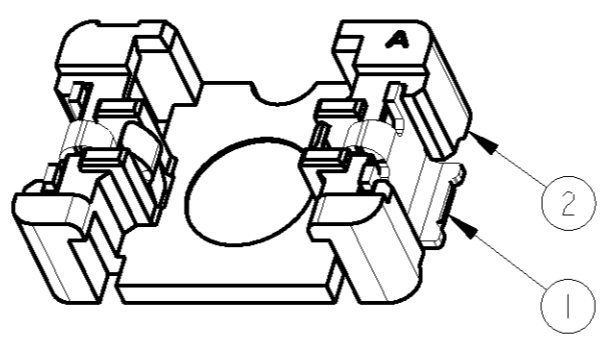
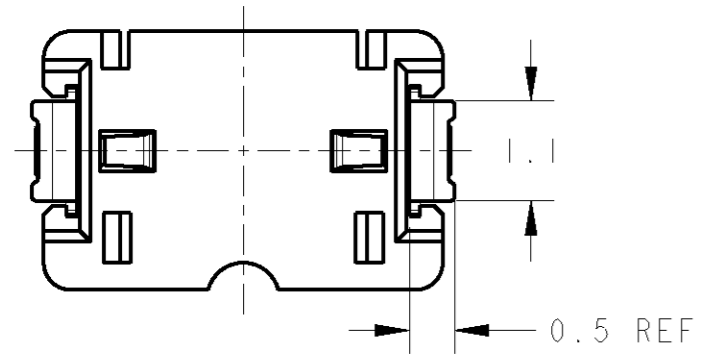
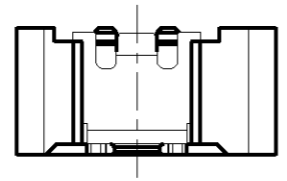
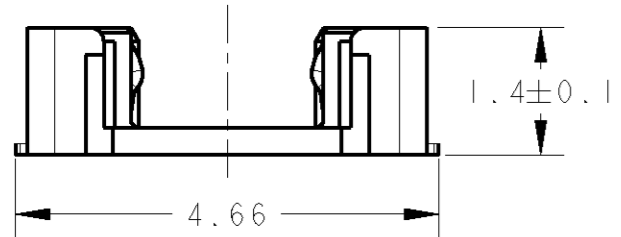
LOC	DIST	REVISIONS			
P	LTR	DESCRIPTION	DATE	DWN	APVD
J	-	A	RELEASED	23APR2009	R.T Y.N



- I: 本図  
 - I: AS SHOWN

↓ CONNECTED WIRE DRAWS THIS DIRECTION

REFERENCE PC BOARD LAYOUT  
 TOP VIEW, SCALE 12:1



- NOTE
1. MATERIAL AND FINISH: SEE TABLE
  2. COPLANARITY: 0.10 MAX, BASED ON THE FLOATING TERMINAL FROM FLAT SURFACE.
  3. RECOMMENDED THICKNESS OF METAL MASK FOR SOLDERING: 0.100mm MIN. ALSO ADD RECOMMEND THAT HOLE-DIMENSION ON MASK MEETS 100% TO REFERENCE PC BOARD LAYOUT.

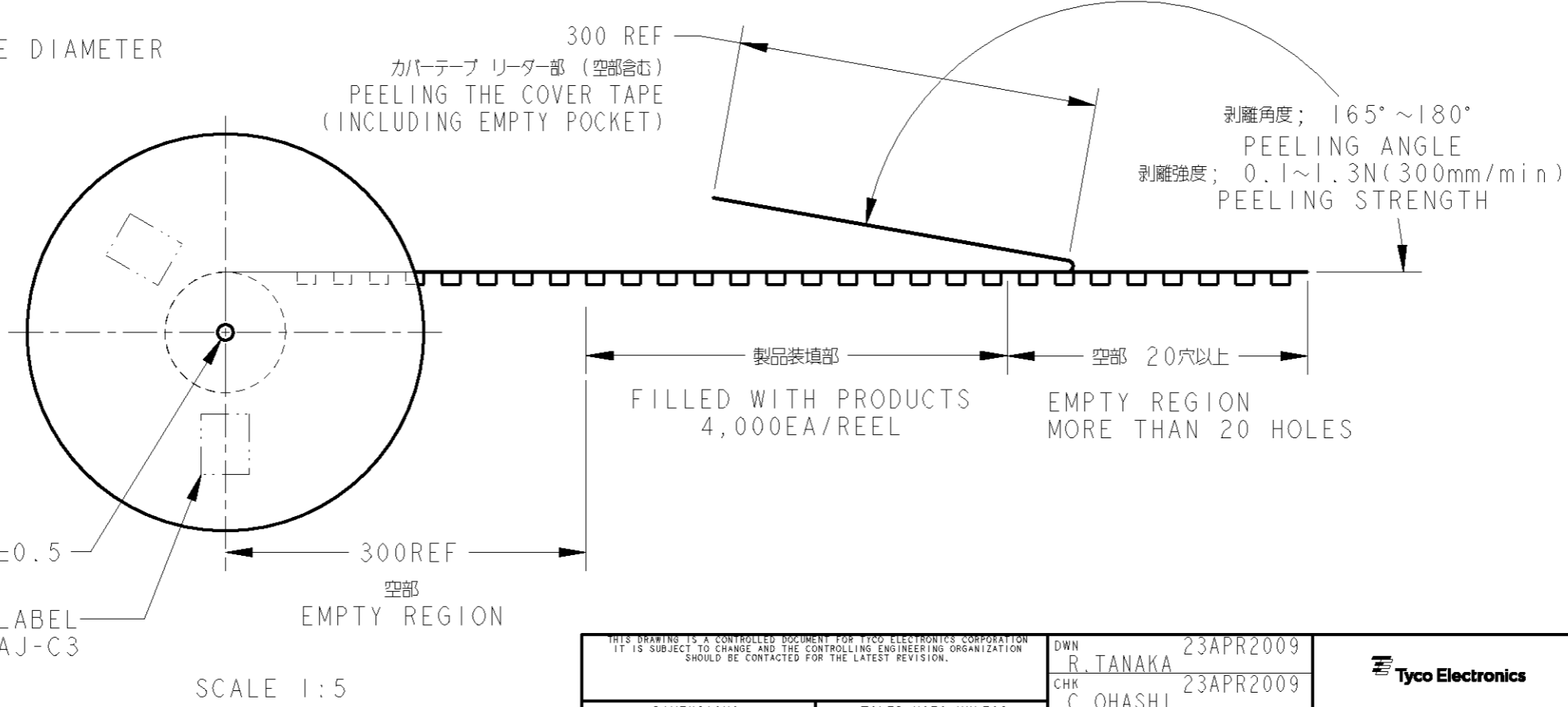
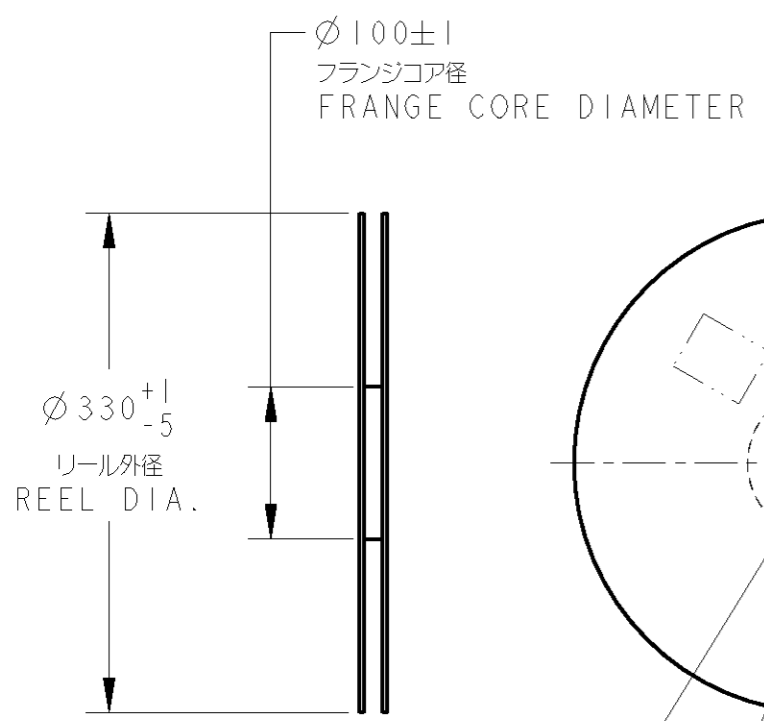
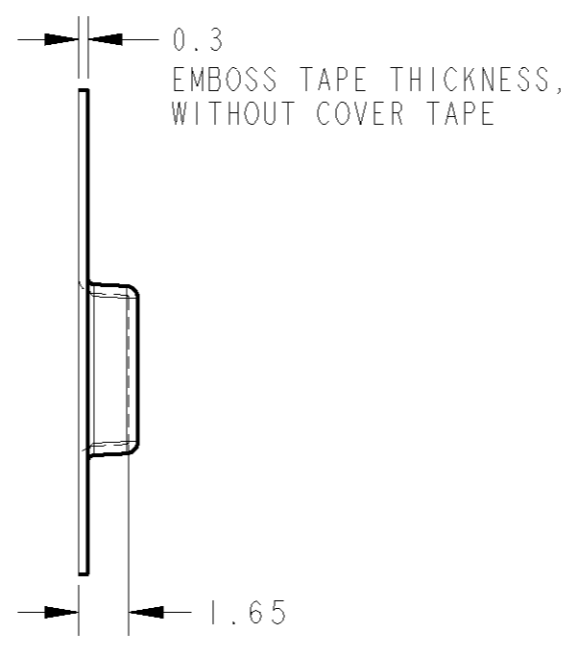
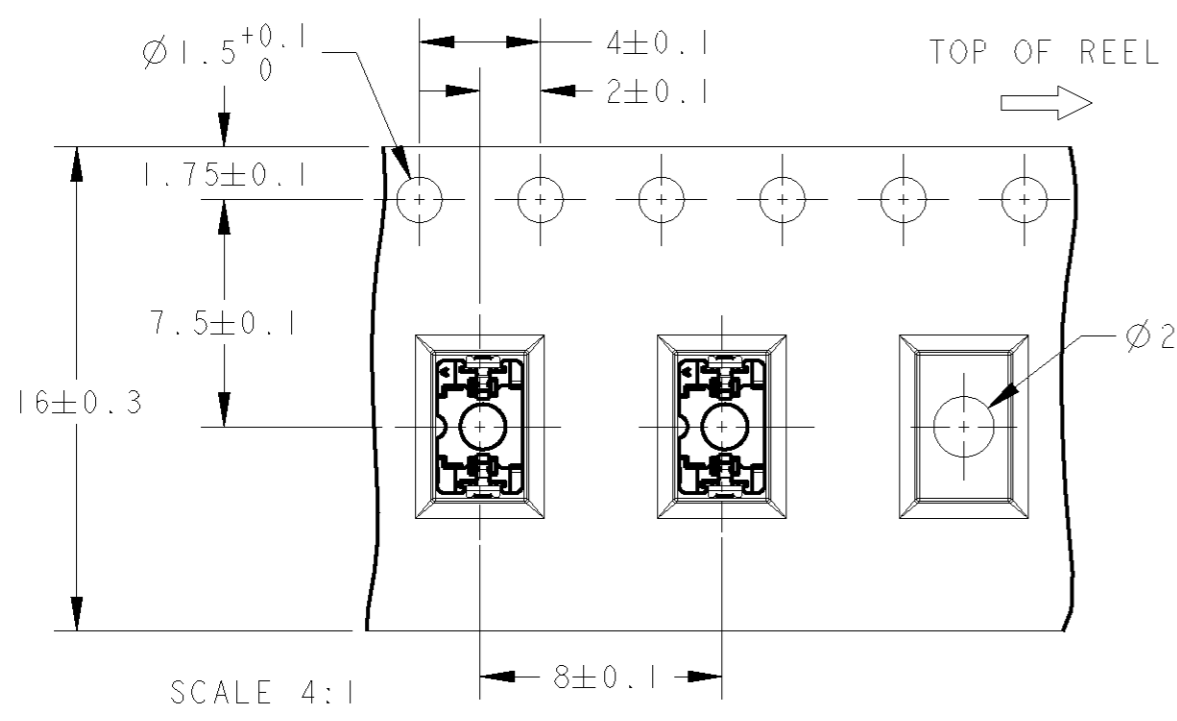
MATERIAL, FINISH	DESCRIPTION	ITEM
THERMO PLASTIC (LCP), HALOGEN FREE MATERIAL	HOUSING	②
PBR, ALL SURFACE: Ni UNDER PLATING, 1.3µm MIN CONTACT AREA: Au PLATING, 0.3µm MIN SOLDERING AREA: Au FLASH PLATING, 0.05 TO 0.2µm	CONTACT	①

NOTICE:  
 THIS DRAWING INCLUDES TYCO ELECTRONICS CONFIDENTIAL OR PROPRIETARY INFORMATION THAT MAY ALSO BE LEGALLY PRIVILEGED.

THIS DRAWING IS A CONTROLLED DOCUMENT FOR TYCO ELECTRONICS CORPORATION. IT IS SUBJECT TO CHANGE AND THE CONTROLLING ENGINEERING ORGANIZATION SHOULD BE CONTACTED FOR THE LATEST REVISION.		DWN R.TANAKA 23APR2009	Tyco Electronics AMP K.K. Kawasaki, Japan	
DIMENSIONS: mm		CHK C.OHASHI 23APR2009	NAME MICRO SLP CONNECTOR 0.8mm PITCH BOARD CONNECTOR ACTIVE LOCK TYPE	
TOLERANCES UNLESS OTHERWISE SPECIFIED: 0 PLC ±0.2 1 PLC ±0.15 2 PLC ±0.1 3 PLC ±0.1 4 PLC ±0.1 ANGLES ±5		APVD Y.NAKAZAWA 23APR2009	PRODUCT SPEC 108-78466	
MATERIAL SEE TABLE		FINISH SEE TABLE	APPLICATION SPEC 114-5426	RESTRICTED TO -
		WEIGHT 0.018g	SIZE A3	CAGE CODE 00779
		CUSTOMER DRAWING	DRAWING NO C=1554199	SCALE 12:1 SHEET 1 OF 2 REV A

THIS DRAWING IS UNPUBLISHED. RELEASED FOR PUBLICATION 2009  
 © COPYRIGHT 2009 BY TYCO ELECTRONICS CORPORATION. ALL RIGHTS RESERVED.

LOC	DIST	REVISIONS				
P	LTR	DESCRIPTION	DATE	DWN	APVD	
J	-	SEE SHEET 1	-	-	-	



NOTICE:  
 THIS DRAWING INCLUDES TYCO ELECTRONICS CONFIDENTIAL OR PROPRIETARY INFORMATION THAT MAY ALSO BE LEGALLY PRIVILEGED.

<small>THIS DRAWING IS A CONTROLLED DOCUMENT FOR TYCO ELECTRONICS CORPORATION. IT IS SUBJECT TO CHANGE AND THE CONTROLLING ENGINEERING ORGANIZATION SHOULD BE CONTACTED FOR THE LATEST REVISION.</small>		DWN R.TANAKA 23APR2009 CHK C.OHASHI 23APR2009 APVD Y.NAKAZAWA 23APR2009		<b>Tyco Electronics</b> Tyco Electronics AMP K.K. Kawasaki, Japan	
DIMENSIONS: mm 		TOLERANCES UNLESS OTHERWISE SPECIFIED: 0 PLC ±0.2 1 PLC ±0.15 2 PLC ±0.1 3 PLC ±0.1 4 PLC ±0.1 ANGLES ±5		NAME: MICRO SLP CONNECTOR 0.8mm PITCH BOARD CONNECTOR ACTIVE LOCK TYPE	
MATERIAL -		FINISH -		SIZE: A3 CAGE CODE: 00779 DRAWING NO: C-1554199	
		WEIGHT: -		RESTRICTED TO: -	
CUSTOMER DRAWING				SCALE: 4:1 SHEET: 2 OF 2 REV: A	