



**Electrical Specifications**

**Ripple:**  $\pm 0.2$  dB 3100-3500 MHz  
**Insertion Loss:** 0.7 dB at 3500 MHz  
**In/Out VSWR:** 1.25:1 Max at DC-3500 MHz  
**Phase Linearity:**  $\pm 1^\circ$  from 3100-3500 MHz over any 10 MHz segment.  
**Stopbands:** 30 dB @ 6200-7200 MHz  
 3 dB @ 4200 MHz  
 ULT dB @ 9300-10500 MHz

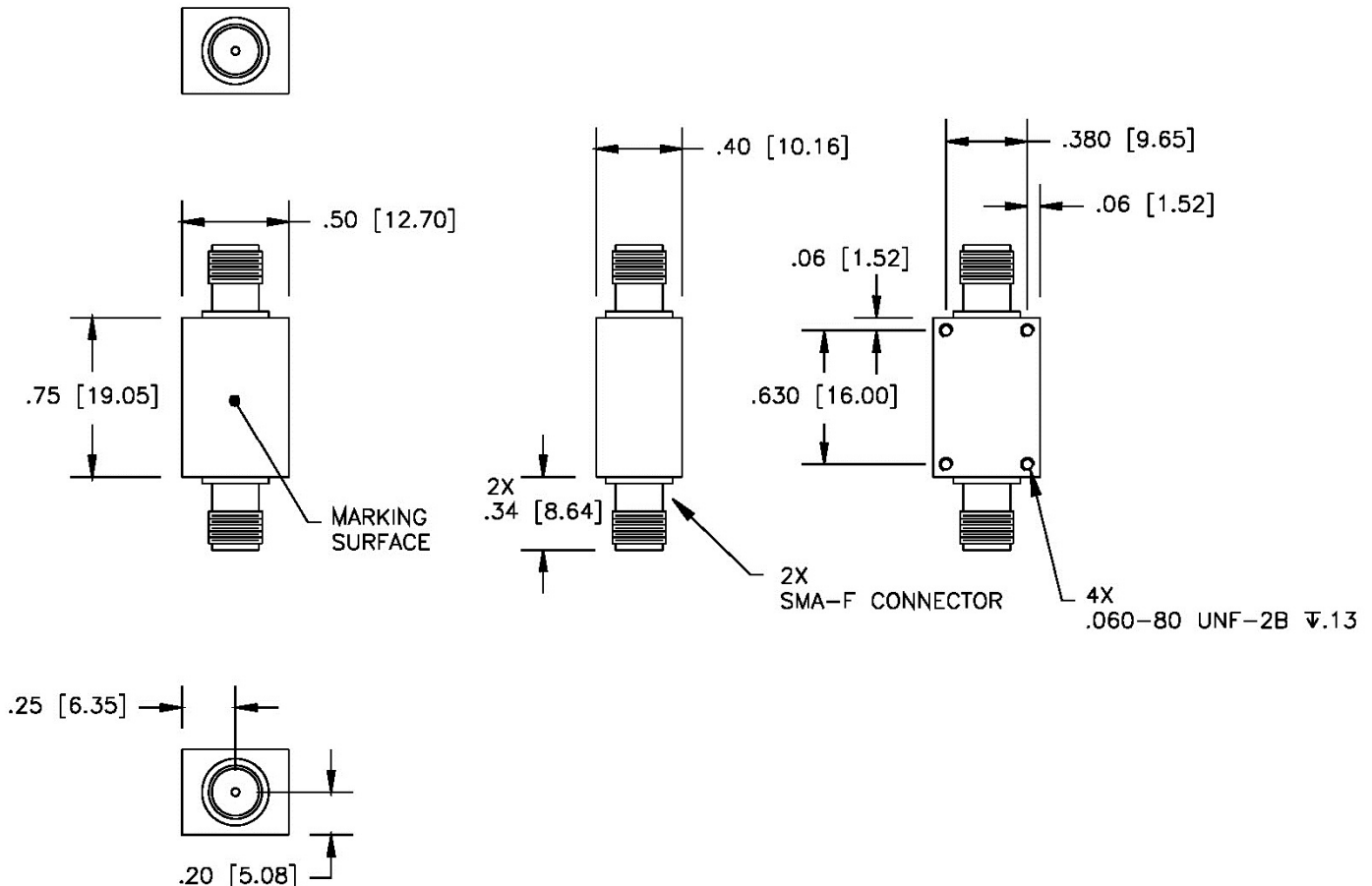
**Mechanical**

**Connector Type:** SMA (F)  
**Dimensions:** 0.75 x 0.50 x 0.40 Inches

**Environmental**

**Operating Temperature:** -30 to +85° C  
**Storage Temperature:** -40 to +95° C  
**Shock:** 20 G. 11 ms  
**Vibration:** 20 G. 5 to 200 MHz

**Outline Drawing:**



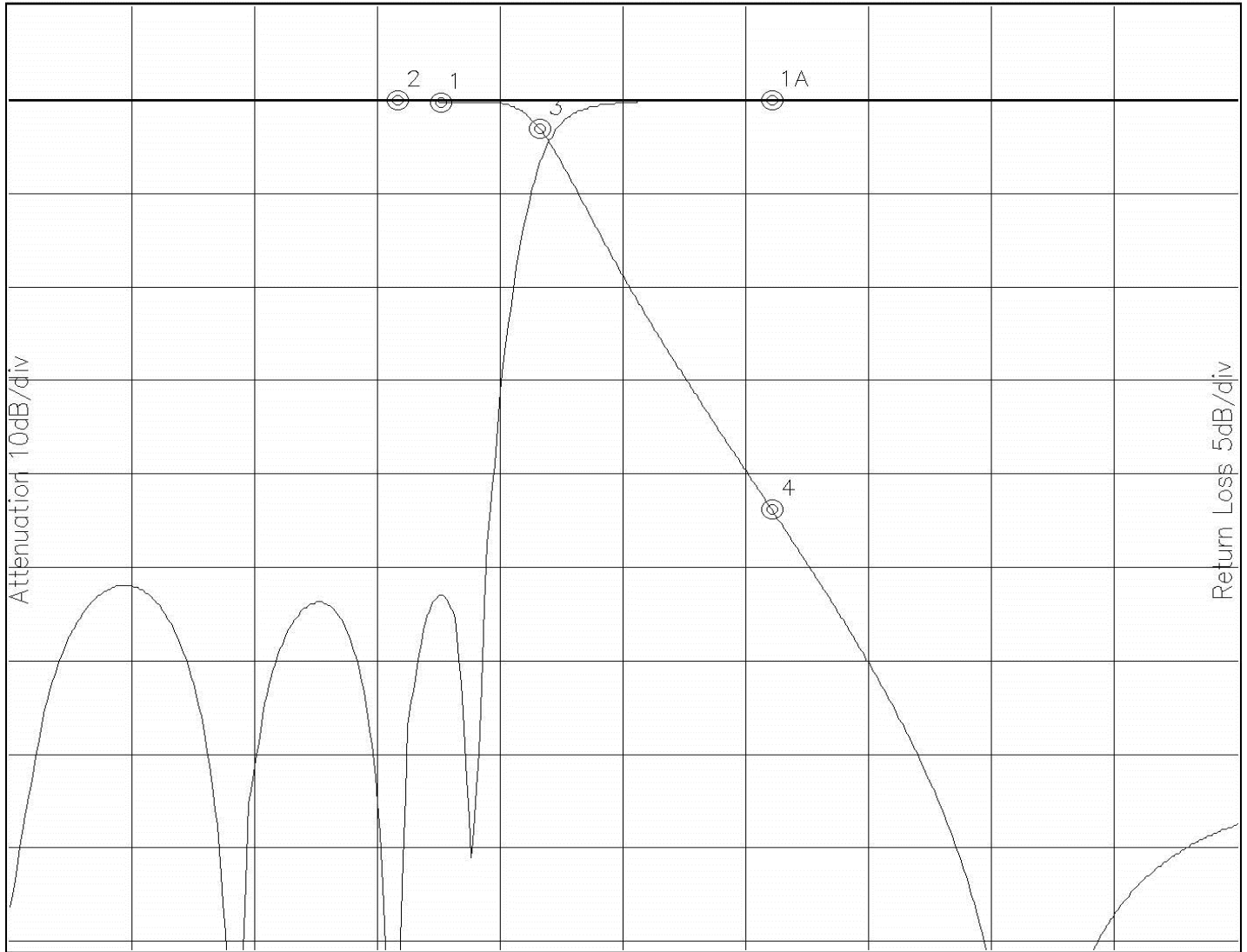


### Response Plot:

A505.lad

DEC 4, 2015

Attenuation/Return Loss



Attenuation Start: 1.0Hz Stop: 10.0GHz

Return Loss Start: 1.0Hz Stop: 10.0GHz

Marker 1 Freq 3.506GHz Atten -0.110dB  
 Marker 2 Freq 3.150GHz Atten -0.086dB  
 Marker 3 Freq 4.313GHz Atten -3.039dB  
 Marker 4 Freq 6.204GHz Atten -43.730dB

Marker 1A Freq 6.204GHz Ret Loss 0.000dB



**ANATECH ELECTRONICS INC**  
RF & Microwave Filters & Products

# 3500 MHz LC Low Pass Filter

**Part Number: AE3500L9196**

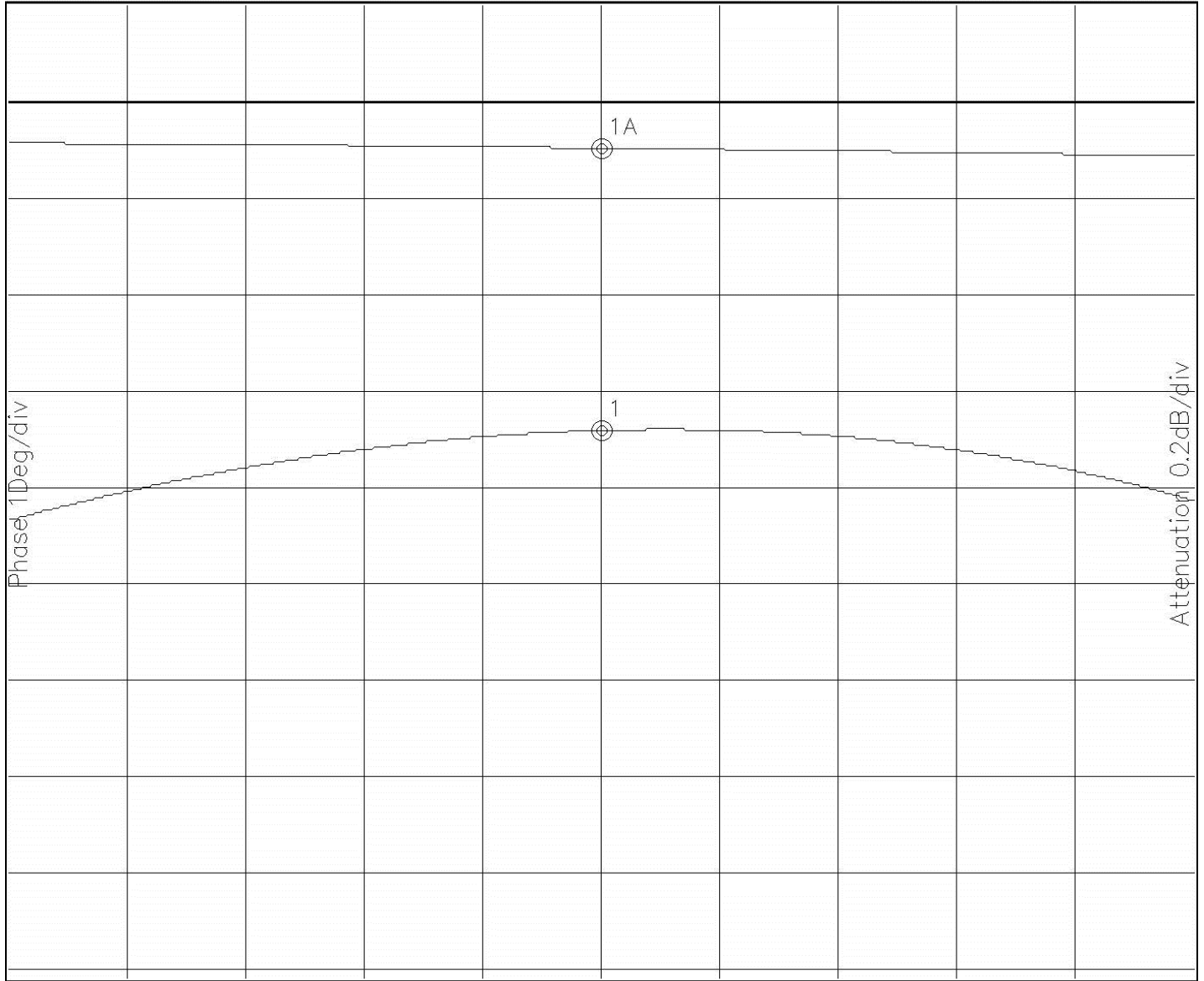


## Phase:

A505.lad

DEC 4, 2015

Phase/Attenuation



Phase Start: 3.10GHz Stop: 3.50GHz

Attenuation Start: 3.10GHz Stop: 3.50GHz

Offset -262.1Deg

Marker 1 Freq 3.30GHz Phase -3.389Deg

Marker 1A Freq 3.30GHz Atten -0.095dB