THIS DRAWING IS UNPUBLISHED.
VERTRAULICH UNVEROEFFENTLICHTE ZEICHNUNG
© COPYRIGHT 2001 Tyco Electronics AMP GmbH
RELEASED FOR PUBLICATION - 2001
FREI FUER VEROEFFENTLICHUNG
ALL RIGHTS RESERVED.
ALLE RECHTE VORBEHALTEN.

MATED WITH
PASSEND ZU
SEE TABLE

LOC	DIST
A1	–

PROJEKT NR.
EGAUT01371

REVISIONS
ANDERUNGEN

P	LTR	DESCRIPTION / BESCHREIBUNG	DATE	DWN	APVD
	B2	SEE E-11-020888	12OCT2011	SK	AK
	B3	SEE ECR-12-009044	21MAY2012	HN	RH
	B4	SEE E-13-011765	24JUL2013	SK	RH

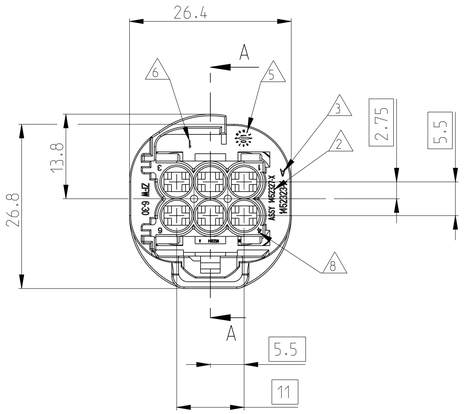

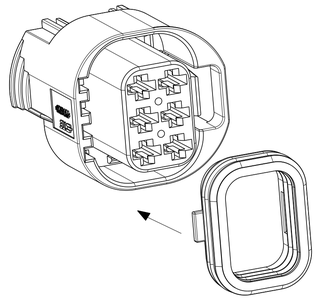

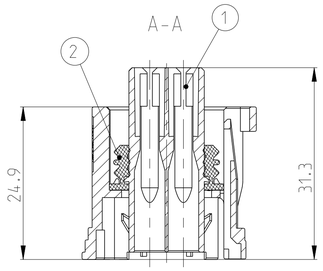

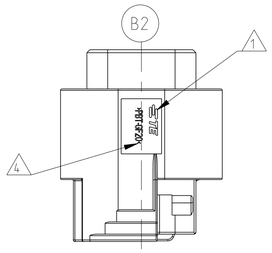

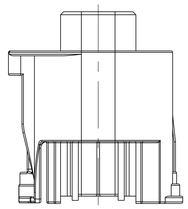

B4 VERSION WITH PROTECTION RIBS AND ALL CAVITIES CLOSED/CODE A
PN 0-1452327-4
2:1

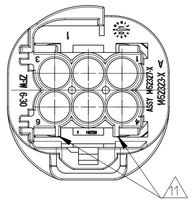

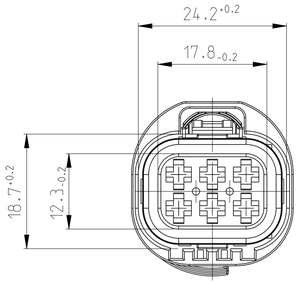

USED WITH :
Verwenden mit :
RETAINER P/N 1452325
2.Kontaktsicherung P/N 1452325

RETAINER P/N 1452542
2.Kontaktsicherung P/N 1452542

ATTENTION:
Achtung:
ASS'Y 0-1452327-3/-4 COULD NOT USED WITH ANY RETAINER VERSION (B3)

Zusammenbau 0-1452327-3/-4 kann mit keiner Kontaktsicherung verwendet werden (B4)

10 CODINGS
Kodierungen

CODING-A
Kodierung-A

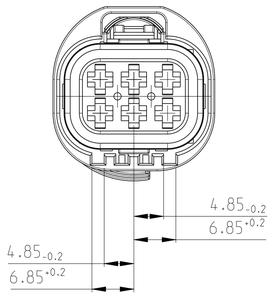

CODING-B
Kodierung-B

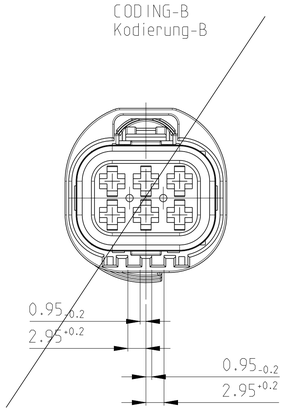

CODING-C
Kodierung-C

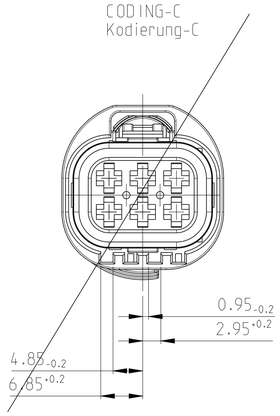

CODING-D
Kodierung-D

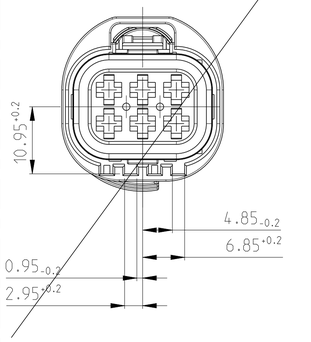

CODING-E
Kodierung-E

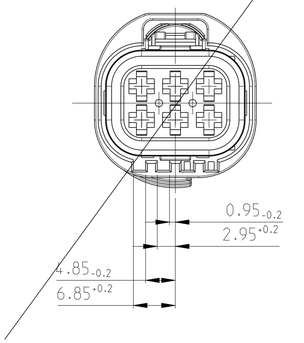

CODING-F
Kodierung-F

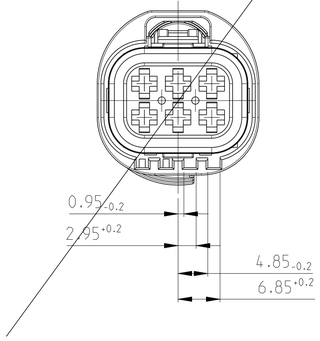

B3 ASS'Y PART NO. 0-1452327-3

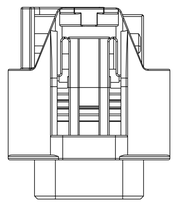

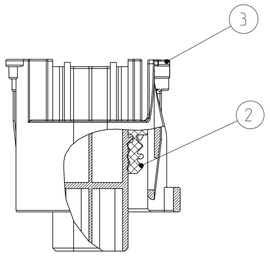

A

A-A

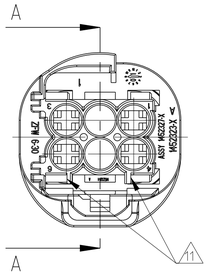

A

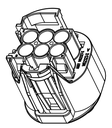

VERSION WITH PROTECTION RIPS
Ausfuehrung mit Schutzrippen

NOTES
BEMERKUNGEN

1. TE-LOGO
TE-Firmenzeichen
2. ORDER NUMBER
Bestell-Nummer
3. REVISION NUMBER
Werkzeug-Aenderungsindex
4. MATERIAL MARKING
Werkstoffkennzeichnung
5. PRODUCTION DATE
Produktionsdatum
6. CAVITY MARKING
Nestmarkierung
7. LOOSE PARTS PACKAGED IN CARTON
Verpackung, lose im Karton
8. CAVITY IDENTIFICATION
Kammerbezeichnung
B1 9. INTERFACE 114-18642
Schnittstelle 114-18642
B3 10. CODING
Kodierungen
B3 11. ADDITIONAL RIPS ONLY FOR VERSION -3/-4
Zusaetzliche Rippen nur fuer Variante -3/-4

B4

CAVITY NO.	ASS'Y PART-NO.	REV.	COD. (10)	REMARK / Bemerkung	POS.	QTY.	WEIGHT (g)	DESCRIPTION	MATERIAL	FINISH / COLOUR	TE-COUNTERPART	ITEM NO.
0	0-1452327-4	A	A	ALL CAVITIES CLOSED	2	1	8.5	SEAL / Dichtung	MVQ SHORE 50 A	ORANGE	0-1452324-1/-2	8
				Alle Kammern geschlossen	1	1		JPT HOUSING. 4POS. / JPT-Gehaeuse. 4pol.	PBT- GF20	BLACK / schwarz		7
4	0-1452327-3	A	A	CAVITY 2 AND 5 CLOSED	2	1	9.0	SEAL / Dichtung	MVQ SHORE 50 A	ORANGE	0-1452324-2	6
				Kammer 2 und 5 geschlossen	3	1		JPT HOUSING. 4POS. / JPT-Gehaeuse. 4pol.	PBT- GF20	BLACK / schwarz		5
4	0-1452327-2	B	A	CAVITY 2 AND 5 CLOSED	2	1	8.9	SEAL / Dichtung	MVQ SHORE 50 A	ORANGE	0-1452324-2	4
				Kammer 2 und 5 geschlossen	1	1		JPT HOUSING. 4POS. / JPT-Gehaeuse. 4pol.	PBT- GF20	BLACK / schwarz		3
6	0-1452327-1	B	A	ALL CAVITIES OPEN (AS SHOWN)	2	1	9.0	SEAL / Dichtung	MVQ SHORE 50 A	ORANGE	0-1452324-1	2
				Alle Kammern offen (wie dargestellt)	1	1		JPT HOUSING. 6POS. / JPT-Gehaeuse. 6pol.	PBT- GF20	BLACK / schwarz		1

0-0964273-1	0-0964287-1	>1.0-2.5	CuFe 2	PRETINNED	0-0963292-1
0-0964286-1	0-0964285-1	0.5-1.0	CuFe 2	PRETINNED	0-0963293-1
0-0964282-1	0-0964281-1	0.2-0.5	CuFe 2	PRETINNED	0-0963294-1
TE ORDER NO STRIP FORM	TE ORDER NO LOOSE PIECE	WIRE RANGE MM^2	MATERIAL	FINISH	SINGLE WIRE SEAL NO

RECOMMENDED CONTACT SYSTEM: JPT- TYPE A; SEALED

THIS DRAWING IS A CONTROLLED DOCUMENT.
DIESES ZEICHNUNGSDOKUMENT WIRD DURCH AMP INCORPORATED KONTROLLIERT.
ANWENDUNGEN, DIE DEM TECHNISCHEN FORTSCHRITT DIENEN, SIND WILLKOMMEN.
DEN ÄNTSLI-UTSTÄLLTEN ÄNDERUNGSSTÄND ERFAHREN SIE AUF ANFRAGE.

DIMENSIONS: MASSEINHEITEN: mm
TOLERANCES UNLESS OTHERWISE SPECIFIED: ALLGEMEINTOLERANZEN
X PLC ±0.4
X.X PLC ±0.1
X.XX PLC ±0.5
X.XXX PLC ±0.005
ANGLES/WINKEL ± 45°
MATERIAL SEE TABLE
FINISH/OBERFLACHE/FARBE SEE TABLE

DWN S.Schenk 13NOV2007
CHK V. Bergmann 14NOV2007
APVD –
PRODUCT SPEC PRODUKTSPEZ. 108-18793 (B)
APPLICATION SPEC VERARBEITUNGSSPEZ. 114-18465
WEIGHT GEWICHT SEE TABLE

TE Connectivity

NAME
JPT HOUSING, 4+6 POS., ASS'Y
JPT Gehaeuse, 4+6 pol., ZSB

SIZE	CAGE CODE	DRAWING NO ZEICHNUNGS-NR.	RESTRICTED TO NUR FUER
A1	00779	C-1452327	–

CUSTOMER DRAWING /KUNDENZEICHNUNG
SCALE MASSSTAB 5:1 SHEET BLATT 1 OF VON 1 REV. B4

4805 (3/11)