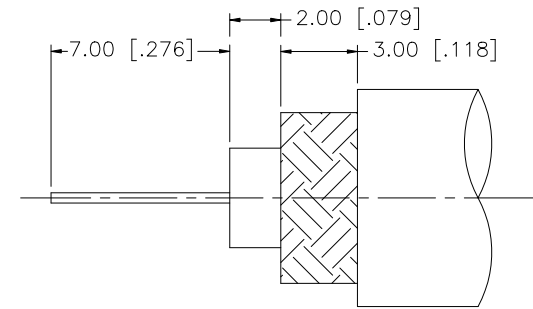
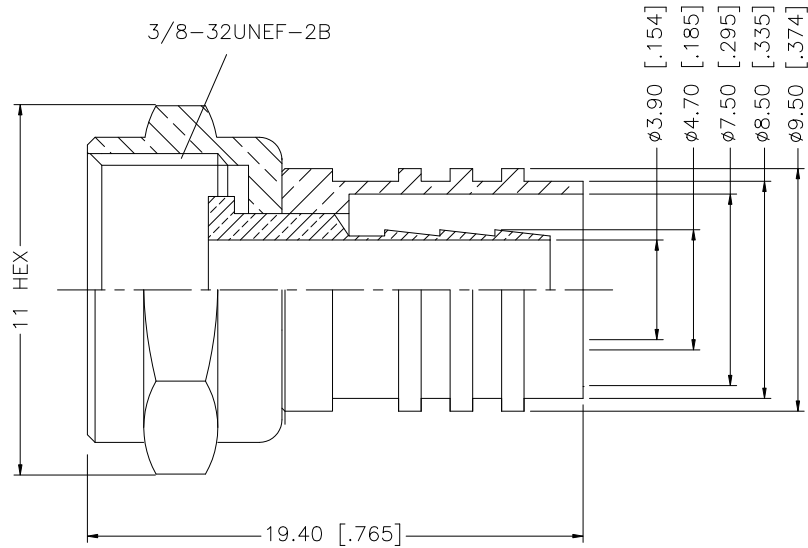
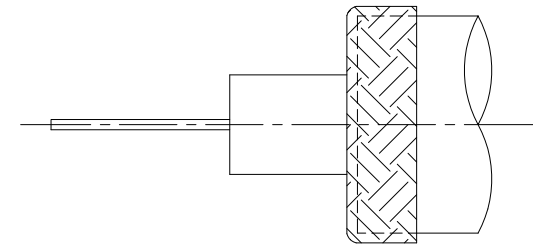


REV.	DATE	ECR NO.	DESCRIPTION
A	09/08/98	-	RE-DIMENSION DDRAWING, ADD CABLE STRIPPING DIMS.
B	07/23/99	-	UPDATE CABLE STRIPPING DIMENSIONS
C	06/02/08	100022	UPDATE DRAWING FORMAT



STEP-1

STRIP CABLE TO RECOMMENDED DIMENSIONS



STEP-2

FOLD SHIELD BACK AS SHOWN.

8					UNLESS OTHERWISE SPECIFIED DIMENSIONS ARE IN MILLIMETERS. DIMENSIONS IN [ ] ARE IN INCHES AND FOR CUSTOMER REFERENCE ONLY.	APPROVALS	DATE	<b>Amphenol Connex</b>							
7						DRAWN	GRS					06/02/08			
6					UNLESS OTHERWISE SPECIFIED TOLERANCES FOR MILLIMETERS ARE: 0.5 - 8mm ± 0.20mm 8 - 30mm ± 0.40mm 30 - 120mm ± 0.50mm	CHECKED		PART DESCRIPTION <b>F PLUG - 1 PIECE CRIMP - RG59/U</b>							
5						ISSUED									
4					UNLESS OTHERWISE SPECIFIED TOLERANCES FOR INCHES ARE: .020 - .315 ± ± 0.007" .315 - 1.180 ± ± 0.015" 1.180 - 4.724 ± ± 0.020"	SHEET	1 OF 1	PART NO. <b>222117</b>							
3	SHELL	BRASS	NICKEL	1		CAD FILE	C:/222/222117.DWG					DWG. NO.	222117.DWG	REV.	C
2	HOUSING	BRASS	NICKEL	1											
1	BODY	BRASS	NICKEL	1											
	DESCRIPTION	MATERIAL	FINISH	QTY	DO NOT SCALE DRAWING										