

1

2

3

4

5

6

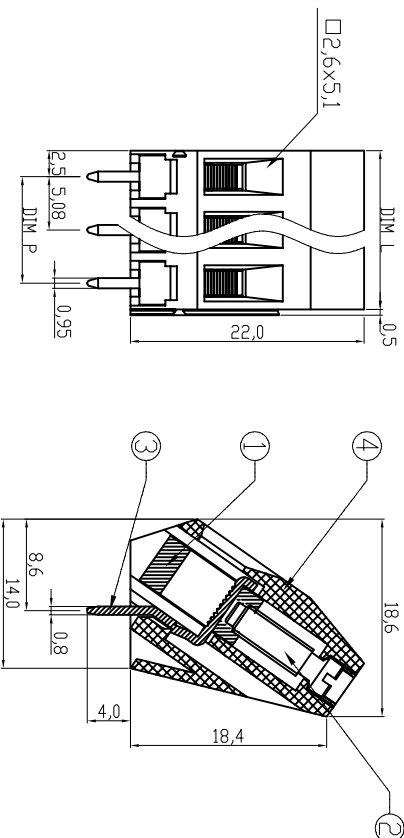
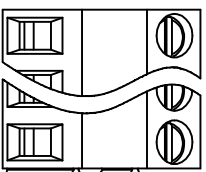
7

Material

- ① Clamp: Brass, Ni plated
- ② Terminal screw: Steel Zinc plating " " slot type
- ③ Wire guard solder pin: Tin plated
- ④ Terminal housing: Thermoplastic (UL94V-0), GREY

Electrical

Voltage rating: 300VAC
 Current rating: 10A
 Wire range:
 Solid wire(AWG): 12-24
 Stranded wire(AWG): 12-24
 Torque(Lb-in): 3.5
 Screw: M3
 Wire strip length: 6-7mm
 Withstanding Voltage: 1.6kV
 Operating temperature: -40°C to +115°C
 Soldering temperature: 250°C±10°C/5 Sec
 Safety Approval:



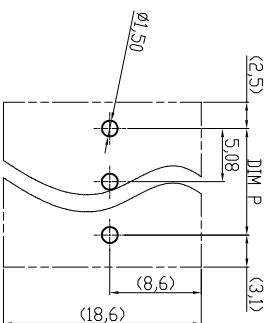
DIMENSION

L	Nx5.08
P	(N-1)x5.08

N=Number of poles

Poles	Tolerance	
	DIM L	DIM P
2p-6p	±0.15	±0.15
7p-12p	±0.20	±0.20
13p-18p	±0.25	±0.25
19p-24p	±0.30	±0.30

RECOMMENDER PCB LAYOUT



Customer-No.

ASSMANN WSW-No.
A-TB508-TPXX

Drawing-No.

ASS 4104 CO rev01

Replace

Sheet

Scale 1:1

TOLERANCE

X. ±0.50
 X.X ±0.30
 X.XX ±0.10

DIM TOL

X.° ±1°

Angle TOL

Id.	Modification	Date	Name
①	Add the UL File No.	19.04.2016	Winnie
②	Drawn	19.04.2010	Alex

Date Name

Drawn

Alex

Approved

Winnie

ASSMANN WSW-No.

A-TB508-TPXX

Drawing-No.

ASS 4104 CO rev01

Replace

Sheet

RoHS compliant



File No.: E349947

1

2

3

4

5

6

7

H

G

G

H