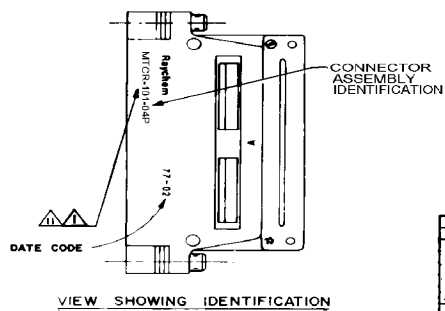


REVISION		DATE	BY
C	REVISED PER ECN T-		
D	REVISED PER DCR# T-22658	3/10/99	M.HIGGY

- NOTES:
- KEYING CODE DOES NOT FORM A PART OF RAYCHEM PART NUMBER SYSTEM AND SHOULD BE OMITTED WHEN ORDERING. KEYING PINS SUPPLIED UNINSTALLED. SEE TABLE II FOR KEYING POSITIONS.
  - COMPLETE CONNECTORS AND ACCESSORIES ARE INDIVIDUALLY BAGGED AND LABELED.
  - CONNECTOR IS ENVIRONMENTALLY SEALED MEETING THE REQUIREMENTS PER CONNECTOR SPECIFICATION D-6015.
  - REAR GROMMET INSERT WILL SEAL ON SMOOTH INSULATION FROM .097" TO .158" O.D.
  - CONNECTOR DESIGNED FOR USE WITH POWER AND SHIELDED CONTACTS PER TABLE I.
  - INSERTS ARE PERMANENTLY INSTALLED, CONTACTS MAY BE INSERTED AND REMOVED USING TOOL PER NOTE 8.
  - ALL UNUSED CAVITIES TO BE SEALED USING SEALING PLUG NUMBER M83723-28-12.
  - ALL CONTACTS SIZE 12 ARE INSERTED AND REMOVED USING TOOL NUMBER M83723-31-12.
  - REFER TO RAYCHEM SPECIFICATION D-6015 FOR COMPLETE DETAILS.
  - CONNECTOR SUPPLIED WITH A SHIPPING DUST CAP OVER ENGAGING END.
  - PART NUMBER VARIABLE: MTCR-10X-04P
- 1 = NICKEL PLATE PER MIL-C-26074  
3 = CADMIUM PLATE PER QQ-P-416 OVER NICKEL UNDERPLATE















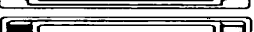





If this document is printed it becomes uncontrolled.  
Check with the web for latest revision.

SPECIFICATION CONTROL DRAWING

REV	DATE	DESCRIPTION	PART NO.	DESCRIPTION
UNLESS OTHERWISE SPECIFIED DIMENSIONS ARE IN INCHES AND TOLERANCES ARE DEC .XXX .005 DEC .XX .02 ANGLE	CRN	T-226-77		RAYCHEM
CAD	T22658a.TIF		A	06090
		6448-7042		MTCR-10X-04P

**TABLE II**  
KEYING CODE CHART 

PART NUMBER 	* *	POSITION OF KEYS
MTCR-10X-04P-	AA	
	AB	
	AC	
	AD	
	BA	
	BB	
	BC	
	BD	
	CA	
	CB	
	CC	
	CD	
	DA	
	DB	
	DC	
	DD	
	MTCR-10X-04P-	

**TABLE I**

**PIN CONTACT AND TOOLING INFORMATION**

CONTACT TYPE	MILITARY PART NO.	WIRE STRIP LENGTH	TERMINATION TOOL
SHIELDED CONTACT FOR COAX CABLE D-602-0106 OR D-602-0094	_____	SEE DRAWING D-602-0106 OR D-602-0094	SEE DRAWING D-602-0106 OR D-602-0094
CONTACT FOR TWISTED PAIR D-602-0104	_____	SEE DRAWING D-602-0104	SEE DRAWING D-602-0104
POWER CONTACT SIZE 12	M39029/4-12-12	1/4" TO 5/16"	M22520/1-01 POSITIONER M22520/1-02

If this document is printed it becomes uncontrolled.  
Check with the web for latest revision.

<b>A</b>	CODE IDENT. NO. <b>06090</b>	DWG. NO. <b>MTCR-10X-04P</b>	<b>D</b>
DO NOT SCALE THIS DRAWING		CAD NAME: T22698D.TIF	SHEET 2 OF 2