

POSITIONS	CONTACTS	A		B		C	
		INCH	MM	INCH	MM	INCH	MM
		2	4	.050	1.27	.116	2.94
3	6	.100	2.54	.166	4.21	0.050	1.27
4	8	.150	3.81	.216	5.48	0.100	2.54
5	10	.200	5.08	.266	6.75	0.150	3.81
6	12	.250	6.35	.316	8.02	0.200	5.08
7	14	.300	7.62	.366	9.29	0.250	6.35
8	16	.350	8.89	.416	10.56	0.300	7.62
9	18	.400	10.16	.466	11.83	0.350	8.89
10	20	.450	11.43	.516	13.10	0.400	10.16
11	22	.500	12.70	.566	14.37	0.450	11.43
12	24	.550	13.97	.616	15.64	0.500	12.70
13	26	.600	15.24	.666	16.91	0.550	13.97
14	28	.650	16.51	.716	18.18	0.600	15.24
15	30	.700	17.78	.766	19.45	0.650	16.51
16	32	.750	19.05	.816	20.72	0.700	17.78
17	34	.800	20.32	.866	21.99	0.750	19.05
18	36	.850	21.59	.916	23.26	0.800	20.32
19	38	.900	22.86	.966	24.53	0.850	21.59
20	40	.950	24.13	1.016	25.80	0.900	22.86
21	42	1.000	25.40	1.066	27.07	0.950	24.13
22	44	1.050	26.67	1.116	28.34	1.000	25.40
23	46	1.100	27.94	1.166	29.61	1.050	26.67
24	48	1.150	29.21	1.216	30.88	1.100	27.94
25	50	1.200	30.48	1.266	32.15	1.150	29.21
26	52	1.250	31.75	1.316	33.42	1.200	30.48
27	54	1.300	33.02	1.366	34.69	1.250	31.75
28	56	1.350	34.29	1.416	35.96	1.300	33.02
29	58	1.400	35.56	1.466	37.23	1.350	34.29
30	60	1.450	36.83	1.516	38.50	1.400	35.56
31	62	1.500	38.10	1.566	39.77	1.450	36.83
32	64	1.550	39.37	1.616	41.04	1.500	38.10
33	66	1.600	40.64	1.666	42.31	1.550	39.37
34	68	1.650	41.91	1.716	43.58	1.600	40.64
35	70	1.700	43.18	1.766	44.85	1.650	41.91
36	72	1.750	44.45	1.816	46.12	1.700	43.18
37	74	1.800	45.72	1.866	47.39	1.750	44.45
38	76	1.850	46.99	1.916	48.66	1.800	45.72
39	78	1.900	48.26	1.966	49.93	1.850	46.99
40	80	1.950	49.53	2.016	51.20	1.900	48.26
41	82	2.000	50.80	2.066	52.47	1.950	49.53
42	84	2.050	52.07	2.116	53.74	2.000	50.80
43	86	2.100	53.34	2.166	55.01	2.050	52.07
44	88	2.150	54.61	2.216	56.28	2.100	53.34
45	90	2.200	55.88	2.266	57.55	2.150	54.61
46	92	2.250	57.15	2.316	58.82	2.200	55.88
47	94	2.300	58.42	2.366	60.09	2.250	57.15
48	96	2.350	59.69	2.416	61.36	2.300	58.42
49	98	2.400	60.96	2.466	62.63	2.350	59.69
50	100	2.450	62.23	2.516	63.90	2.400	60.96

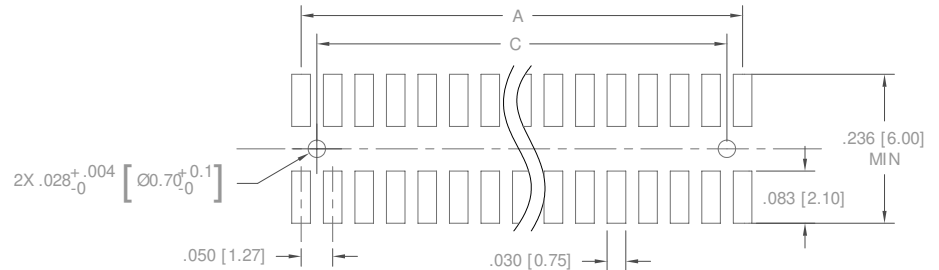
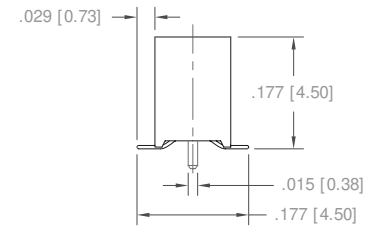
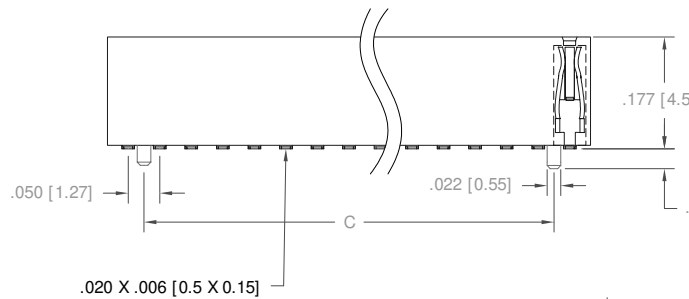
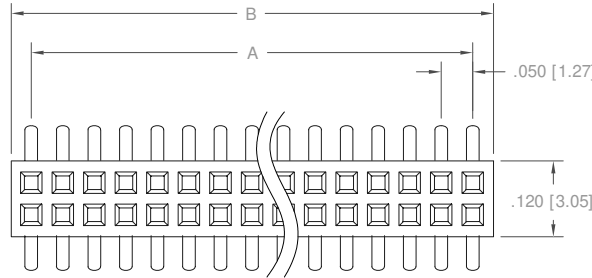
* Indicated Temperature and time is for component Insulator. Higher processing temperatures may be used, provided heat is applied from back side of PCB, and Insulator does not exceed indicated temperature and time.

REVISIONS				
REV.	ECO. NO	DESCRIPTION	DATE	BY
A	1555	INITIAL RELEASE	12/06/07	ASK

PART NUMBER CODING

LPPB_ _2NFSP-RC

NUMBER OF POSITIONS
(02 - 50)



RECOMMENDED P.C. BOARD HOLE LAYOUT

NOTES:

- INSULATOR MATERIAL: L.C.P.
* PROCESSING TEMPERATURE = 260° C FOR 10 SEC
- CONTACT MATERIAL: PHOSPHOR BRONZE
- PLATING: GOLD FLASH OVERALL
- OPERATING TEMPERATURE: -40°C TO +105°C
- INSULATION RESISTANCE: 5000 MEGA OHM MIN.
- CONTACT RESISTANCE: 20 MILLI OHM MAX.
- UL FLAMMABILITY RATING: 94V-0
- VOLTAGE RATING: 500 VAC MINIMUM AT SEA LEVEL.
- CURRENT RATING: 1 AMP



RoHS COMPLIANT

UNLESS OTHERWISE SPECIFIED:
DIMENSIONS ARE IN INCHES [MM]
TOLERANCES:
X = ± .020 [0.50]
.X = ± .011 [0.30]
.XX = ± .008 [0.20]
.XXX = ± .006 [0.15]
.XXXX = ± .0005 [0.127]
PARENTHEICAL INFORMATION IS FOR REFERENCE ONLY
INTERPRET GD&T PER: ANSI Y14.5-1984

DRAWN	DATE	NAME
12/06/07	ASK	

SULLINS ELECTRONICS	
DESCRIPTION	.050" DUAL ROW FEMALE HDR, SMT, POST
PART NUMBER	LPPB_ _2NFSP-RC
SIZE DWG. NO.	11018
SCALE: NONE	REV A
SHEET 1 OF 1	