

Terminal adapter - HC-B 10-A-UT-PER-F - 1648078

Please be informed that the data shown in this PDF Document is generated from our Online Catalog. Please find the complete data in the user's documentation. Our General Terms of Use for Downloads are valid (<http://download.phoenixcontact.com>)



HEAVYCON terminal adapter socket insert, B10 series, 10-pos., for the right side of the control cabinet, screw connection.



Key commercial data

Packing unit	1 PCE
Weight per Piece (excluding packing)	112.06 GRM
Custom tariff number	85366990
Country of origin	China

Technical data

Dimensions

Drill hole distance, horizontal	57 mm
Height	74.2 mm

Ambient conditions

Ambient temperature (operation)	-40 °C ... 125 °C
---------------------------------	-------------------

Electrical characteristics

Note	For HEAVYCON ADVANCE panel mounting flange and HEAVYCON panel mounting base of type B10. Plug-in connections may only be operated only when there is no load/voltage.
Number of positions	10
Connection in acc. with standard	IEC / EN
Rated voltage (III/3)	500 V
Rated surge voltage	6 kV
Rated current	16 A

Mechanical characteristics

Design	B10
--------	-----

Terminal adapter - HC-B 10-A-UT-PER-F - 1648078

Technical data

Mechanical characteristics

Screw thread	M3
Connection method	Screw connection
Tightening torque	0.5 Nm ... 0.8 Nm
Stripping length of the individual wire	12 mm
Conductor cross section	0.5 mm ² ... 2.5 mm ²
Connection cross section AWG	20 ... 14

General

Contact material	Copper alloy
Contact surface material	Ag
Contact carrier material	PA
Pollution degree	3
Surge voltage category	III
Inflammability class according to UL 94	V0
Connection in acc. with standard	IEC / EN
Assembly instructions	Coding also using the CP-HC (1686478) coding profiles. HC-B6../ HC-B10..for two coding profiles. HC-B16../ HC-B24..for four coding profiles.
Installation instructions	Connectors may only be actuated when there is no load/voltage.

Classifications

eCl@ss

eCl@ss 4.0	27140816
eCl@ss 4.1	27140816
eCl@ss 5.0	27143424
eCl@ss 5.1	27143424
eCl@ss 6.0	27143424
eCl@ss 7.0	27440205
eCl@ss 8.0	27440205

ETIM

ETIM 3.0	EC000438
ETIM 4.0	EC000438
ETIM 5.0	EC000438

UNSPSC

UNSPSC 6.01	30211923
UNSPSC 7.0901	39121522
UNSPSC 11	39121522

Terminal adapter - HC-B 10-A-UT-PER-F - 1648078

Classifications

UNSPSC

UNSPSC 12.01	39121522
UNSPSC 13.2	39121522

Approvals

Approvals


Approvals


CSA / UL Recognized / cUL Recognized / cULus Recognized

Ex Approvals

Approvals submitted

Approval details

CSA 	
mm ² /AWG/kcmil	22-14
Nominal current I _N	13 A
Nominal voltage U _N	600 V

UL Recognized 	
mm ² /AWG/kcmil	22-14
Nominal current I _N	13 A
Nominal voltage U _N	600 V

Terminal adapter - HC-B 10-A-UT-PER-F - 1648078

Approvals

cUL Recognized	
mm ² /AWG/kcmil	22-14
Nominal current I _N	13 A
Nominal voltage U _N	600 V

cULus Recognized	
------------------	--

Accessories

Accessories

Coding element

Coding profile - CP-HC - 1686478



Encoding profile, 4 encoding profiles per strip, 40 strips per unit pack, for insertion in encoding grooves

Coding element - HC-CST - 1676857



Coding peg for coding up to 16 connectors

Coding element - HC-CBU - 1676860



Coding socket for coding up to 16 connectors

Terminal adapter - HC-B 10-A-UT-PER-F - 1648078

Accessories

Coding bolt - HC-CB - 1772722



Coding pin, prevents mismatching of up to six connectors with an identical number of positions

Mounting material

Foot element - HC-KA-FE - 1775240



Foot element, for mounting on DIN rail NS 32, DIN rail NS 35/7.5 or DIN rail NS 35/15, can be inserted between basic and side element

Locking screw barrel - HC-VSH - 1660083



Locking screw barrel, for a firm connection of contact inserts and DIN-rail mountable terminal adapters

Mounting material - HC-B-PES - 1604997



PE screw, for contact inserts HC-B / HC-BB / HC-DD / HC-D40 / HC-D64

PE multiplier - HC-B-3PE - 1644326

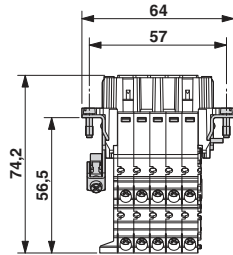


PE multiplier, for three PE connections, for HC-B (besides HC-B..E..ZZ) / HC-BB / HC-DD / HC-D40 / HC-D64 contact inserts

Terminal adapter - HC-B 10-A-UT-PER-F - 1648078

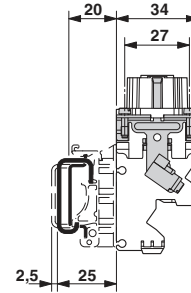
Drawings

Dimensioned drawing



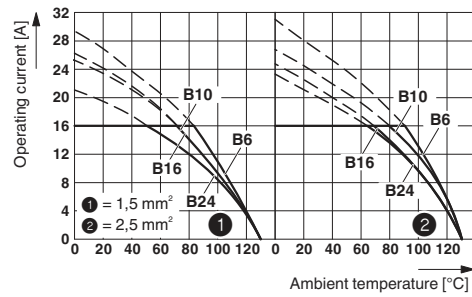
Connection side

Dimensioned drawing



Side view

Diagram



Derating diagram