

All dimensions are in mm; tolerances according to ISO 2768 m-H
EMC-screening must be assured by chassis compartment. Control box manufacturer is responsible for EMC-screening.

Interface

According to RN 059-01

Documents

Assembly instruction	D4V010
Pinning instruction	RN 053-01
Panel piercing	MB_215
Test specification	RN 061-01
Tape & Reel packaging	VG96.20000

Material and plating

Connector parts

Center contact

Material

Spring bronze

Plating

Gold, 0.15 µm (Interface)

Outer contact

Brass

Tin, 0.5-2 µm (PCB)

Ni 3-6µm (Interface) b

Tin 3-6µm (PCB)

Dielectric

LCP

Housing

PA 6T/66

Electrical data

Impedance, differential mode	100 Ω differential signalling, for one pair or quad cable shielded
Frequency	DC to 2.0 GHz
Return loss	≥ 20 dB to 1.0 GHz ≥ 17 dB to 2.0 GHz
Insertion loss	≤ 0.1 dB @ 1.0 GHz
Skew (between signal contacts)	≤ 5 psec.
Nearend-Crosstalk	≤ 30 dB
Farend-Crosstalk	≤ 35 dB
Insulation resistance	≥ 1x10 ³ MΩ
Signal contact resistance	≤ 10 mΩ
Outer contact resistance	≤ 7.5 mΩ
Test voltage	250 V rms
Working voltage	100 V rms
Power current	≤ 1.5 A DC
RF-leakage (shielding effectiveness)	≥ 75 dB up to 1 GHz (IEC 62153-4-7) ≥ 65 dB up to 2 GHz (IEC 62153-4-7)

Mechanical data

Mating cycles	≥ 25
Engagement force	≤ 30 N
Disengagement force	≥ 5 N
Retention force latch	≥ 110 N
Coding efficiency	≥ 80 N

Environmental data

Temperature range	-40°C to +105°C
Thermal shock	DIN IEC 60068-2-14 Test NA
Temperature and humidity	USCar 2 – 4 5.6.2
Vibration (Random)	DIN IEC 60068-2-64
Mechanical Shock	DIN IEC 60068-2-27
High-Temp. Exposure	DIN IEC 60068-2-2
Soldering profile	acc. to IEC 60068-2-58; Group 3&4
RoHS	compliant b

Tooling

N/A

Suitable cables

N/A

Packing

Standard	200 pcs on tape & reel
Weight	6.84 g/pce

Dieses Dokument ist urheberrechtlich geschützt • This document is protected by copyright • Rosenberger Hochfrequenztechnik GmbH & Co. KG

RF_35/05.10/6.0

Technical Data Sheet

Rosenberger








RosenbergerHSD®

RIGHT ANGLE
PLUG FOR PCB

D4S2UL-40MA5-Y

Coding

Part Number has to be accomplished by codification

Coding	Plug	Colour	RAL	Part-Number
G		grey	sim. 7031	D4S2UL-40MA5-G
H		violet	sim. 4003	D4S2UL-40MA5-H
J		beige	sim. 1001	D4S2UL-40MA5-J
K		curry	sim. 1027	D4S2UL-40MA5-K
L		yellow green	sim. 6018	D4S2UL-40MA5-L
M		pastel orange	sim. 2003	D4S2UL-40MA5-M
O		light green	sim. 6027	D4S2UL-40MA5-O

Change History

Rev.	Date	Change
b00	03.09.13	Material and plating changed: -from Nickel 2,5-5 µm (Interface) to Ni 3-6 µm (Interface) -from Tin 6-8 µm (PCB) to Tin 3-6µm (PCB) Environmental data changed: -from 2002/95/EC (RoHs) to RoHs
c00	08.04.14	Dimension change from □0,55/Ø0,68±0,03 to Ø0,68±0,03

While the information has been carefully compiled to the best of our knowledge, nothing is intended as representation or warranty on our part and no statement herein shall be construed as recommendation to infringe existing patents. In the effort to improve our products, we reserve the right to make changes judged to be necessary.

Draft	Date	Approved	Date	Rev.	Engineering change number	Name	Date
Thomas Höfling	26.07.11	S. Hering	08.04.14	c00	14-0526	R. Hochheim	08.04.14

Rosenberger Hochfrequenztechnik GmbH & Co. KG
P.O.Box 1260 D-84526 Tittmoning Germany
www.rosenberger.de

Tel. : +49 8684 18-0
Fax : +49 8684 18-499
Email : info@rosenberger.de

Page
3 / 3