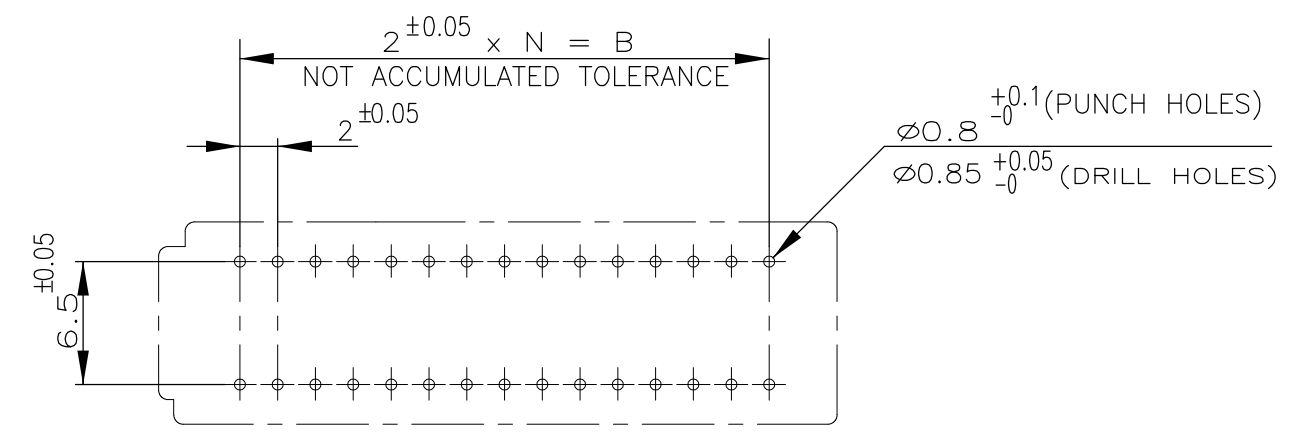
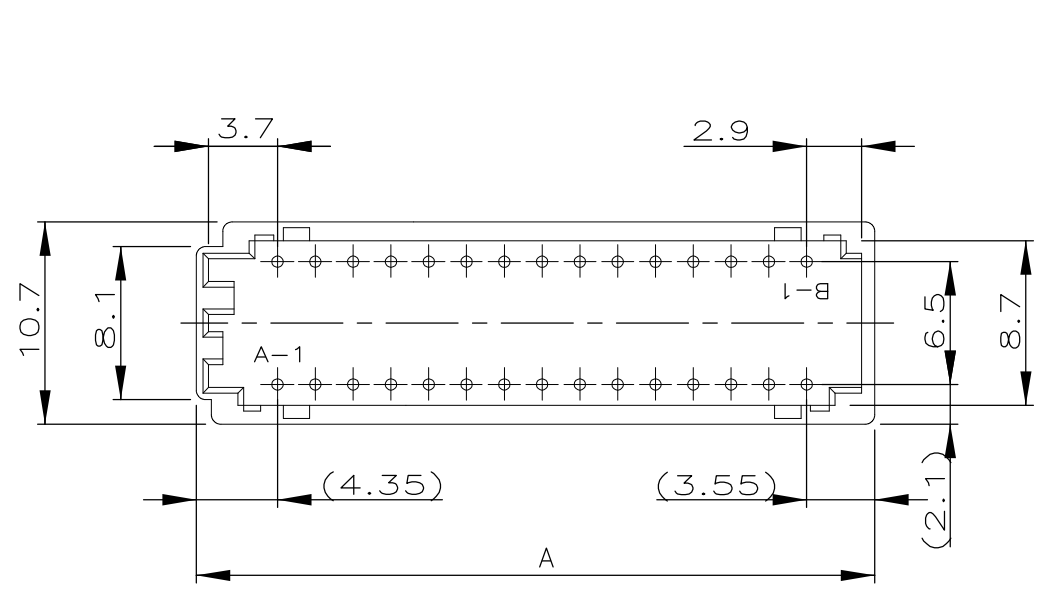
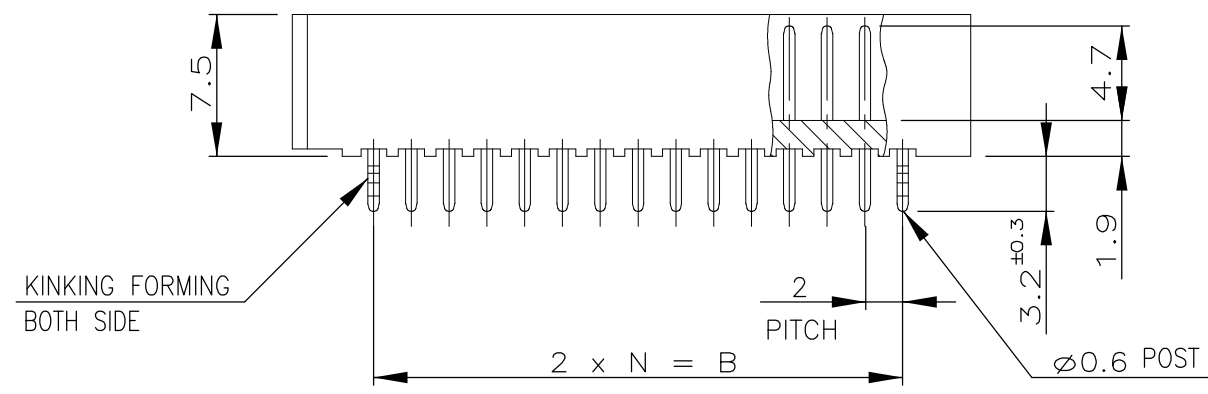


THIS DRAWING IS UNPUBLISHED. RELEASED FOR PUBLICATION
 © COPYRIGHT - By - ALL RIGHTS RESERVED.

LOC	DIST	REVISIONS					
FB	00	P	LTR	DESCRIPTION	DATE	DWN	APVD
		P		REVISED PER ECO-11-005033	29MAR11	RK	HMR



RECOMMENDABLE P.C.B MOUNTING DIMENSIONS
 (CONNECTOR MOUNT SIDE)
 (PCB THK=1.6)



35.9	28.0	14	30	3-292252-0
33.9	26.0	13	28	2- -8
31.9	24.0	12	26	2- -6
29.9	22.0	11	24	2- -4
27.9	20.0	10	22	2- -2
25.9	18.0	9	20	2- -0
23.9	16.0	8	18	1- -8
21.9	14.0	7	16	1-292252-6
A	B	N	POS	P/N

NOTE
 1. MATERIAL : HOUSING / 66NYLON UL94V-0 NATURAL
 Ø0.6 POST / TIN BRASS 3/4H

TOLERANCES UNLESS OTHERWISE SPECIFIED:

10 > *	: ±0.2
30 > * > 10	: ±0.25
100 > * > 30	: ±0.3
ANGLE	: ±3°

THIS DRAWING IS A CONTROLLED DOCUMENT.		DWN S.XU 31JAN03	TE Connectivity CT DOUBLE ROW CONNECTOR POST HEADER (VERTICAL)												
DIMENSIONS: mm		CHK S.YAO 31JAN03				NAME									
TOLERANCES UNLESS OTHERWISE SPECIFIED:		APVD T. SASAKI 31JAN03				PRODUCT SPEC									
<table border="1"> <tr><td>0 PLC</td><td>± -</td></tr> <tr><td>1 PLC</td><td>± -</td></tr> <tr><td>2 PLC</td><td>± -</td></tr> <tr><td>3 PLC</td><td>± -</td></tr> <tr><td>4 PLC</td><td>± -</td></tr> <tr><td>ANGLES</td><td>± -</td></tr> </table>		0 PLC				± -	1 PLC	± -	2 PLC	± -	3 PLC	± -	4 PLC	± -	ANGLES
0 PLC	± -														
1 PLC	± -														
2 PLC	± -														
3 PLC	± -														
4 PLC	± -														
ANGLES	± -														
MATERIAL SEE NOTE		FINISH SEE NOTE		108-60020 WEIGHT -											
CUSTOMER DRAWING			SIZE A3	CAGE CODE 00779	DRAWING NO C-292252										
			SCALE NTS	SHEET 1 OF 1	REV P										