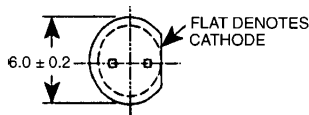
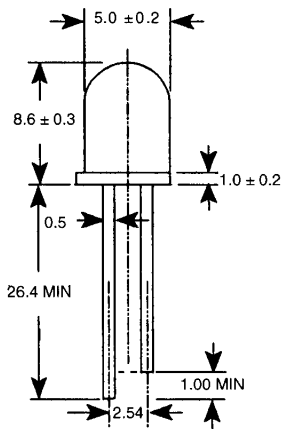


**SUPER RED MV8140 CLEAR SUPER RED MV8190 DIFFUSED
SUPER RED MV8141 CLEAR SUPER RED MV8191 DIFFUSED**

PACKAGE DIMENSIONS



ST1683

NOTES:

1. ALL DIMENSIONS ARE IN MM.
2. LEAD SPACING IS MEASURED WHERE THE LEADS EMERGE FROM THE PACKAGE.
3. PROTRUDED RESIN UNDER THE FLANGE IS 1.5 mm (0.059") MAX.

DESCRIPTION

These T-1¾ super bright LEDs have a moderate 40° or 45° viewing angle. The MV8190/1 are 40° and the MV8140/1 are 45°. All are made with GaAlAs LEDs on a GaAlAs substrate. They are encapsulated in an epoxy package. The MV8140/1 have a water clear lens while the MV8190/1 have a red diffused lens.

FEATURES

- Outstanding material efficiency.
- Popular T-1¾ package.
- Low drive current.
- Solid state reliability.
- Super high brightness.
- Standard 1 mil. lead spacing.

ABSOLUTE MAXIMUM RATING (T _a =25°C Unless Otherwise Specified)	
DC forward current (I _f)	40 mA
Operating temperature range	-40°C to +85°C
Storage temperature range	-40°C to +100°C
Lead soldering time (at 1/16 inch from the bottom of lamp)	5 seconds @ 260°C
Peak forward current (I _p) (at f=1.0 KHz, Duty factor= 1/10)	200 mA
Power dissipation (P _d)	110 mW
Recommended operating current (I _f Rec)	20 mA

ELECTRO-OPTICAL CHARACTERISTICS ($T_A = 25^\circ\text{C}$ Unless Otherwise Specified)

PART NUMBER	MV8190	MV8191	MV8140	MV8141	TEST CONDITIONS
Luminous intensity (mcd)					$I_F = 20\text{ mA}$
minimum	63	100	120	250	
typical	100	200	220	370	
maximum					
Forward voltage (V_F)					$I_F = 20\text{ mA}$
minimum			1.5		
typical			1.7		
maximum			2.4		
Peak wavelength (nm)			660		$I_F = 20\text{ mA}$
Spectral line half width (nm)			40		$I_F = 20\text{ mA}$
Reverse breakdown voltage (V_R)			5		$I_F = 10\ \mu\text{A}$
Viewing angle ($^\circ$)	45	45	40	40	$I_F = 20\text{ mA}$

TYPICAL ELECTRO-OPTICAL CHARACTERISTIC CURVES ($T_A = 25^\circ\text{C}$)

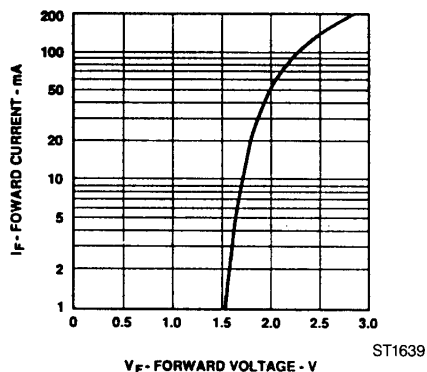


Fig. 1. Forward Current vs. Forward Voltage

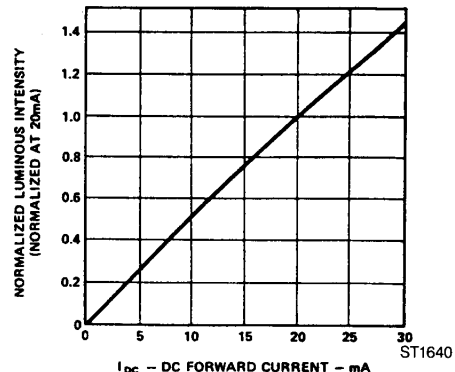


Fig. 2. Relative Luminous Intensity vs. Forward Current

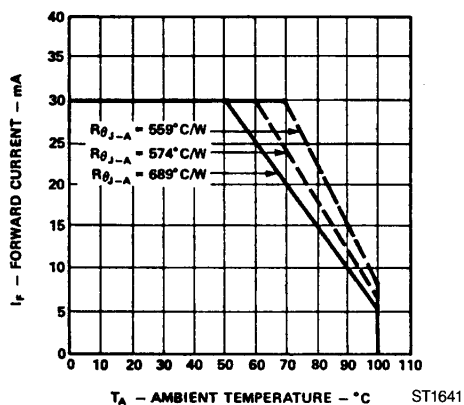


Fig. 3. Maximum Forward DC Current vs. Ambient Temperature Derating based on $T_J \text{ MAX} = 110^\circ$.

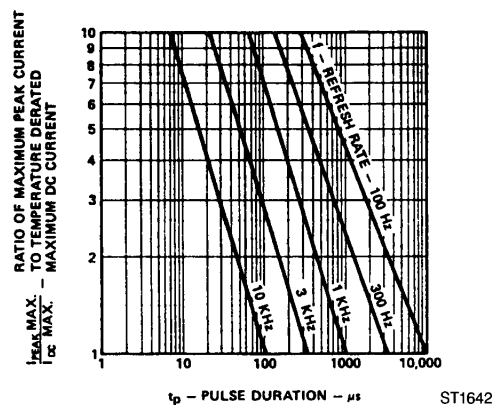


Fig. 4. Maximum Peak Current vs. Pulse Duration

TYPICAL ELECTRO-OPTICAL CHARACTERISTIC CURVES (T_A=25°C)

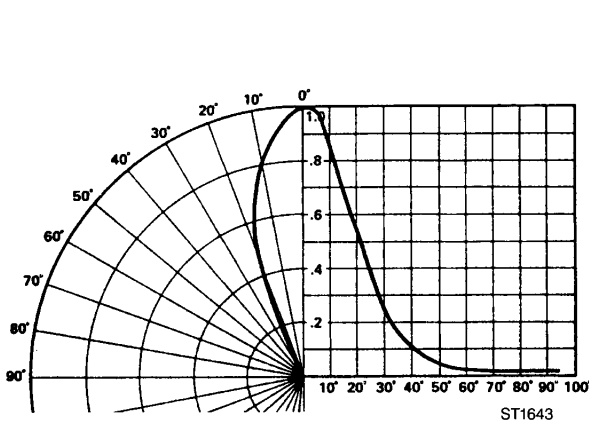


Fig. 5. Relative Luminous Intensity vs. Angular Displacement MV8190/1

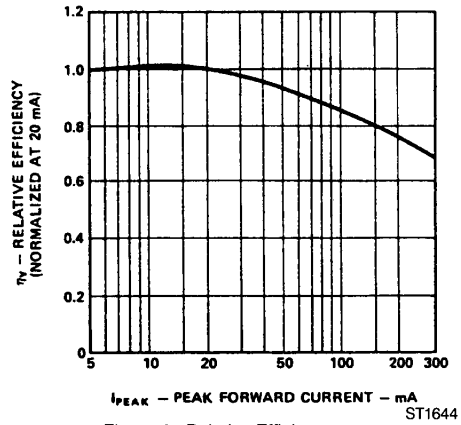


Figure 6. Relative Efficiency vs. Peak Forward Current

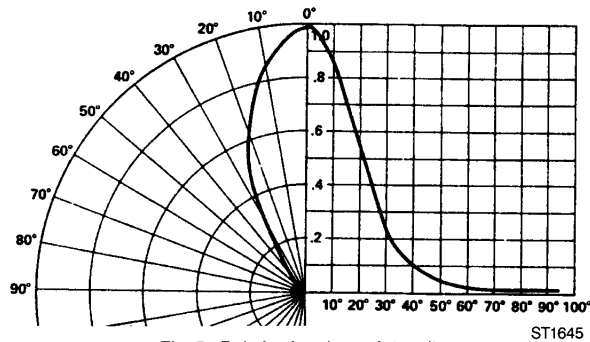


Fig. 7. Relative Luminous Intensity vs. Angular Displacement MV8140/1



SUPER BRIGHT T-1 3/4 (5mm) LED LAMPS

DISCLAIMER

FAIRCHILD SEMICONDUCTOR RESERVES THE RIGHT TO MAKE CHANGES WITHOUT FURTHER NOTICE TO ANY PRODUCTS HEREIN TO IMPROVE RELIABILITY, FUNCTION OR DESIGN. FAIRCHILD DOES NOT ASSUME ANY LIABILITY ARISING OUT OF THE APPLICATION OR USE OF ANY PRODUCT OR CIRCUIT DESCRIBED HEREIN; NEITHER DOES IT CONVEY ANY LICENSE UNDER ITS PATENT RIGHTS, NOR THE RIGHTS OF OTHERS.

LIFE SUPPORT POLICY

FAIRCHILD'S PRODUCTS ARE NOT AUTHORIZED FOR USE AS CRITICAL COMPONENTS IN LIFE SUPPORT DEVICES OR SYSTEMS WITHOUT THE EXPRESS WRITTEN APPROVAL OF THE PRESIDENT OF FAIRCHILD SEMICONDUCTOR CORPORATION. As used herein:

1. Life support devices or systems are devices or systems which, (a) are intended for surgical implant into the body, or (b) support or sustain life, and (c) whose failure to perform when properly used in accordance with instructions for use provided in the labeling, can be reasonably expected to result in a significant injury of the user.
2. A critical component in any component of a life support device or system whose failure to perform can be reasonably expected to cause the failure of the life support device or system, or to affect its safety or effectiveness.

Fairchild Semiconductor

SEARCH | [Parametric](#) | [Cross Reference](#) | [Inventory](#)

[Product Folders and](#) [Apply](#)

[find products](#) Home >> [Find products](#) >>

- [Products groups](#)
- [Analog and Mixed Signal](#)
- [Discrete](#)
- [Interface](#)
- [Logic](#)
- [Microcontrollers](#)
- [Non-Volatile](#)
- [Memory](#)
- [Optoelectronics](#)
- [Markets and applications](#)
- [New products](#)
- [Product selection and parametric search](#)
- [Cross-reference search](#)

- [technical information](#)
- [buy products](#)
- [technical support](#)
- [my Fairchild](#)
- [company](#)

MV8141
Super Red Diffused Super Bright T-1 3/4 (5 mm) LED Lamps

Contents
[General description](#) | [Features](#) | [Testing conditions](#) | [Product status/pricing/packaging](#)

General description

These T-1 3/4 super bright LEDs have a moderate 40° or 45° viewing angle. The MV8190/1 are 40° and the MV8140/1 are 45°. All are made with an GaAlAs LEDs on a GaAlAs substrate. They are encapsulated in an epoxy package. The MV8140/1 have a water clear lens while the MV8190/1 have a red diffused lens.

[back to top](#)

Features

- Outstanding material efficiency
- Popular T-1 3/4 package
- Low drive current
- Solid state reliability
- Super high brightness
- Standard 1 mil. lead spacing

[back to top](#)

Testing conditions

- $V_F @ I_F = 20 \text{ mA}; I_V @ I_F = 20 \text{ mA}$

[back to top](#)

Datasheet
[Download this datasheet](#)

[e-mail this datasheet](#)

This page
[Print version](#)

Related Links

- [Request samples](#)
-
- [How to order products](#)
-
- [Product Change Notices \(PCNs\)](#)
-
- [Support](#)
-
- [Distributor and field sales representatives](#)
-
- [Quality and reliability](#)
-
- [Design tools](#)

Product status/pricing/packaging

Product	Product status	Pricing*	Inventory check & ordering	Package type	Packing method
MV8141	Full Production	\$0.113	Purchase	T-1 3/4	BOX
MV8141.A4R0	Full Production	\$0.12	Purchase	T-1 3/4	BOX
MV8141.A1R0	Full Production	\$0.12	Purchase	T-1 3/4	BOX
MV8141.A3R0	Full Production	\$0.12	Purchase	T-1 3/4	BOX
MV8141A.A4R0	Full Production	\$0.12	Purchase	T-1 3/4	BOX

* Fairchild 1,000 piece Budgetary Pricing

[back to top](#)

[Home](#) | [Find products](#) | [Technical information](#) | [Buy products](#) | [Support](#) | [Company](#) | [Contact us](#) | [Site index](#) | [Privacy policy](#)

[© Copyright 2002 Fairchild Semiconductor](#)