

"High Frequency Ceramic Solutions"

Preliminary

2.5 GHz Impedance Matched Balun-BPF Integrated Passive

P/N 2500FB16A0400

Detail Specification: 05/13/2011

Page 1 of 3

General Specifications

Part Number	2500FB16A0400
Frequency (MHz)	2300 - 2690
Unbalanced Impedance	50 Ω
Balanced Impedance	(50 Ω + 2.4nH) PMB8763 Infineon/Intel Chipset
Insertion Loss	3.8 dB max.
Return Loss	9.5 dB min.
Phase Difference	180° ± 10
Amplitude Difference	1.0 dB max.
Power Capacity	0.5 W max.
Reel Quantity	4000

Attenuation (dB)	15 min.@ DC~800MHz
	35 min.@ 800~960MHz
	15 min.@ 960~1700MHz
	30 min.@ 1700~1900MHz
	25 min.@ 1900~1980MHz
	30 min.@ 4900~5900MHz
Operating Temp	-40 to +85°C
Storage Temp*	+5 ~ +35°C, Humidity: 45~75%RH, 12 mos. Max

*1 yr shelf life in bag; 1 week(168hrs) shelf life out of bag, *cumulative*. Reseal after use. Go to:

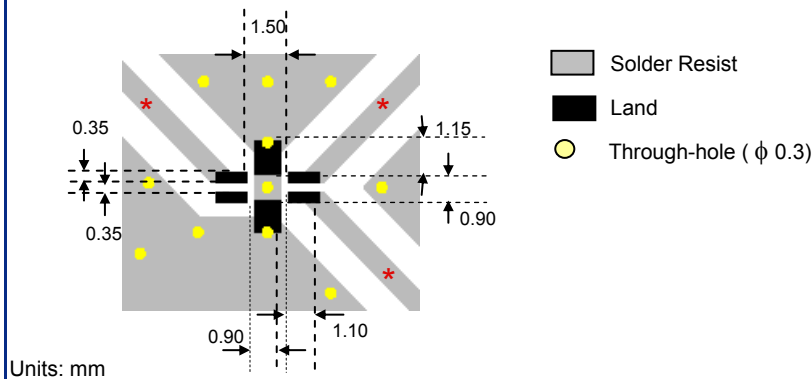
www.johansontechnology.com/silverleads

Mechanical Dimensions

	In	mm
L	0.079 ± 0.006	2.00 ± 0.15
W	0.059 ± 0.006	1.50 ± 0.15
T	0.035 ± 0.004	0.90 ± 0.10
a	0.012 ± 0.004	0.30 ± 0.10
b	0.028 ± 0.006	0.70 ± 0.15
c	0.010 ± 0.006	0.25 ± 0.15
d	0.031 ± 0.006	0.80 ± 0.15

Mounting Considerations

* Line width should be designed to match specified characteristic impedance, depending on PCB material and thickness.



Terminal Configuration

No.	Function
1	Unbalanced Port
2	NC or DC-Feed
3	Balanced Port
4	Balanced Port
5	GND
6	GND

Johanson Technology, Inc. reserves the right to make design changes without notice.

All sales are subject to Johanson Technology, Inc. terms and conditions.

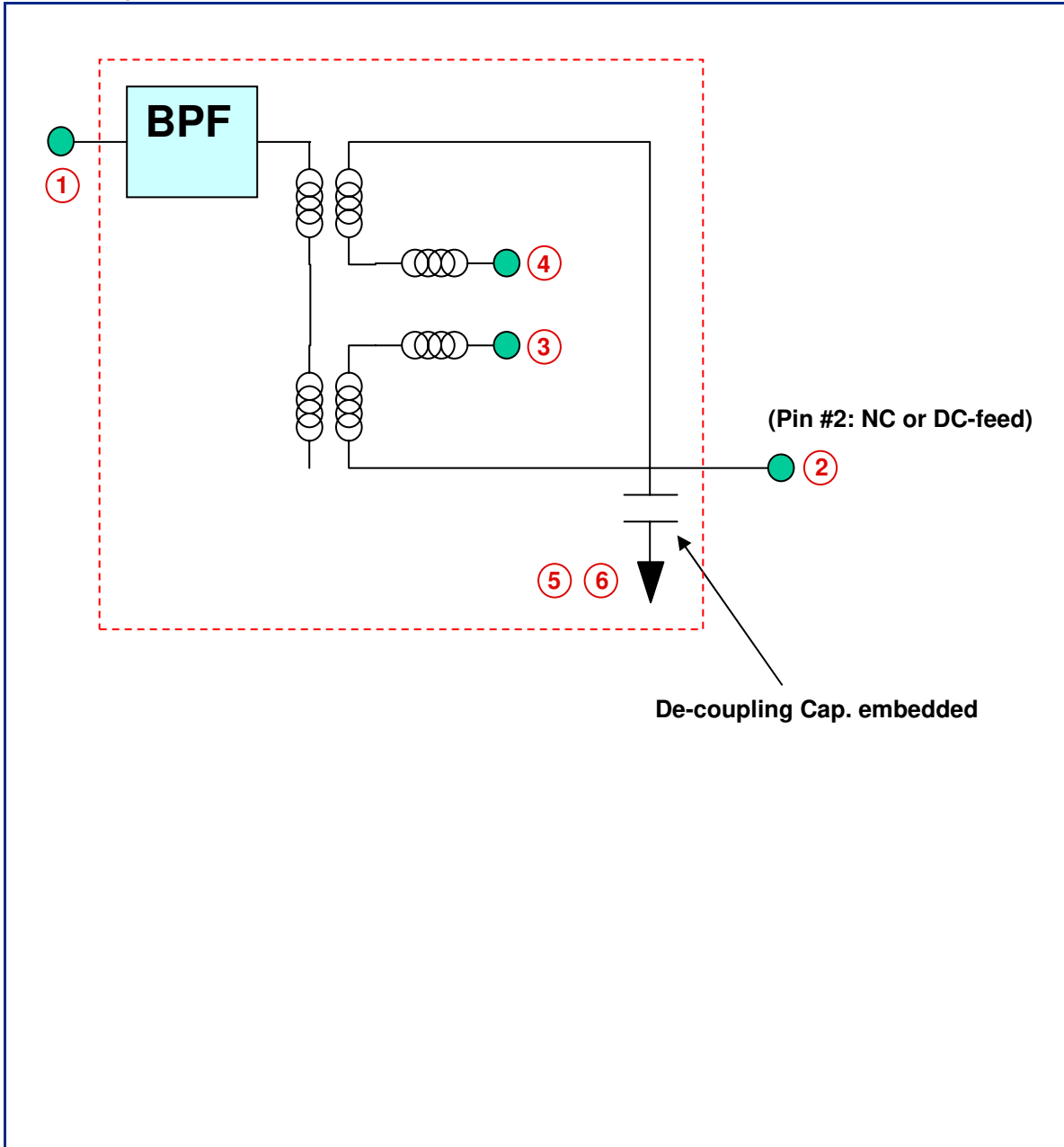


www.johansontechnology.com

4001 Calle Tecate • Camarillo, CA 93012 • TEL 805.389.1166 FAX 805.389.1821

2011 Johanson Technology, Inc. All Rights Reserved

Electrical Specifications



Johanson Technology, Inc. reserves the right to make design changes without notice.
All sales are subject to Johanson Technology, Inc. terms and conditions.

"High Frequency Ceramic Solutions"

Preliminary

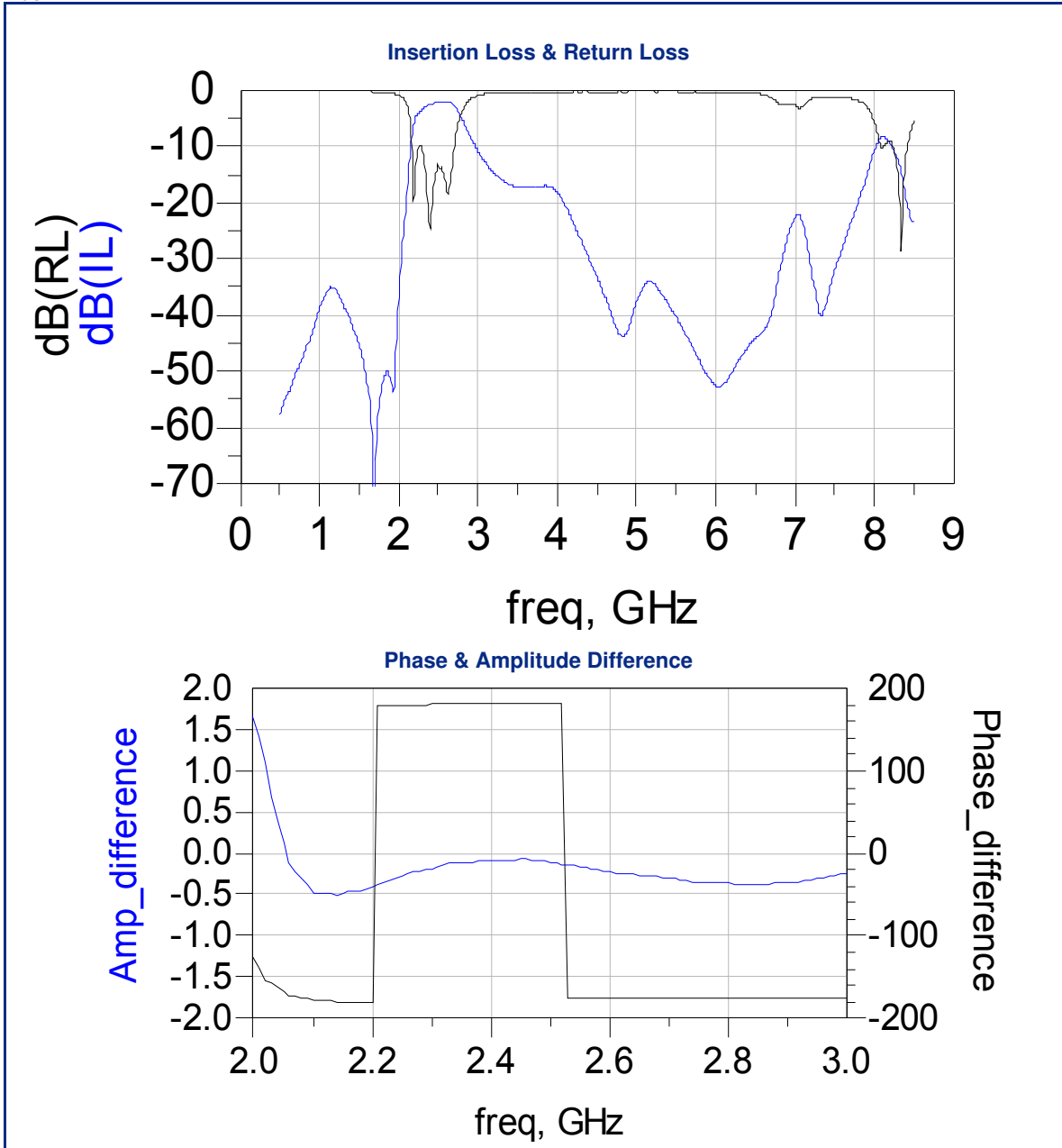
2.5 GHz Impedance Matched Balun-BPF Integrated Passive

P/N 2500FB16A0400

Detail Specification: 05/13/2011

Page 3 of 3

Typical Electrical Performance (T=25°C)



Johanson Technology, Inc. reserves the right to make design changes without notice.
All sales are subject to Johanson Technology, Inc. terms and conditions.



www.johansontechnology.com

4001 Calle Tecate • Camarillo, CA 93012 • TEL 805.389.1166 FAX 805.389.1821

2011 Johanson Technology, Inc. All Rights Reserved