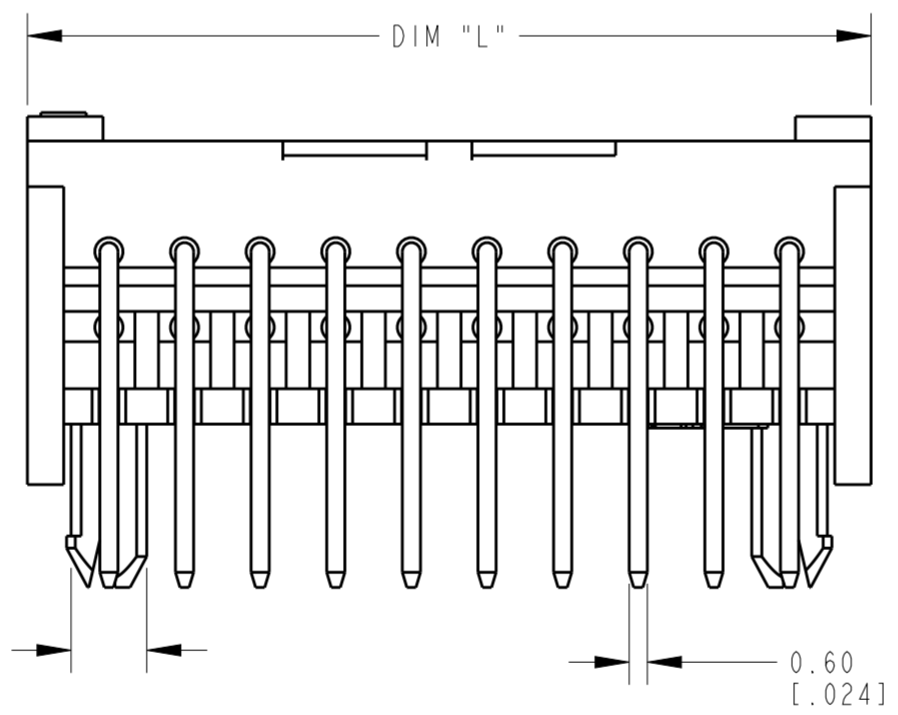
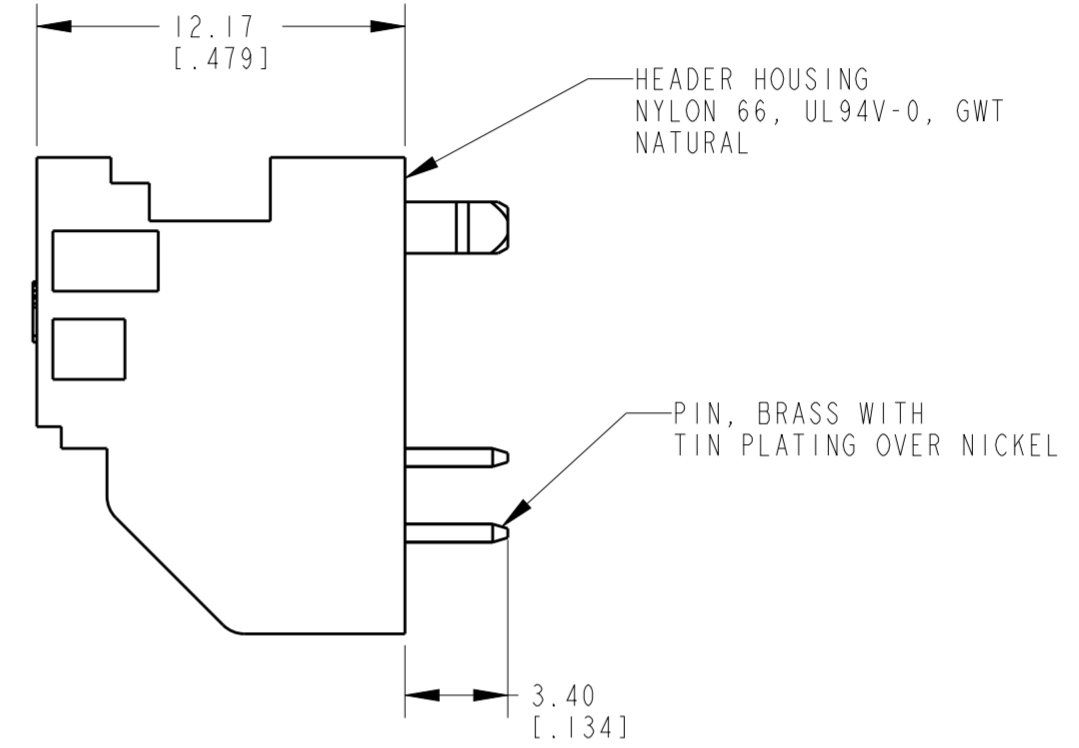
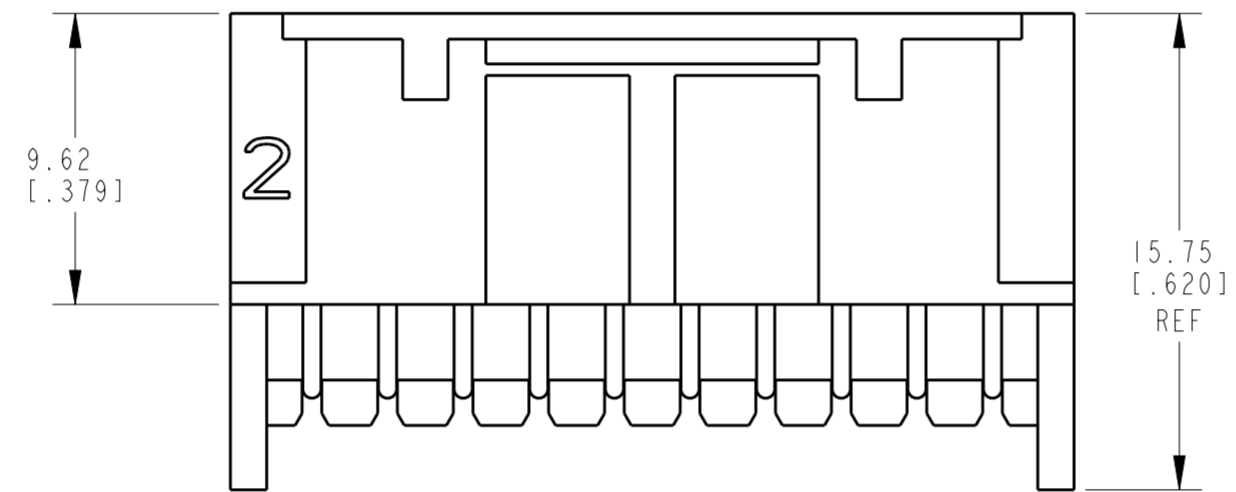
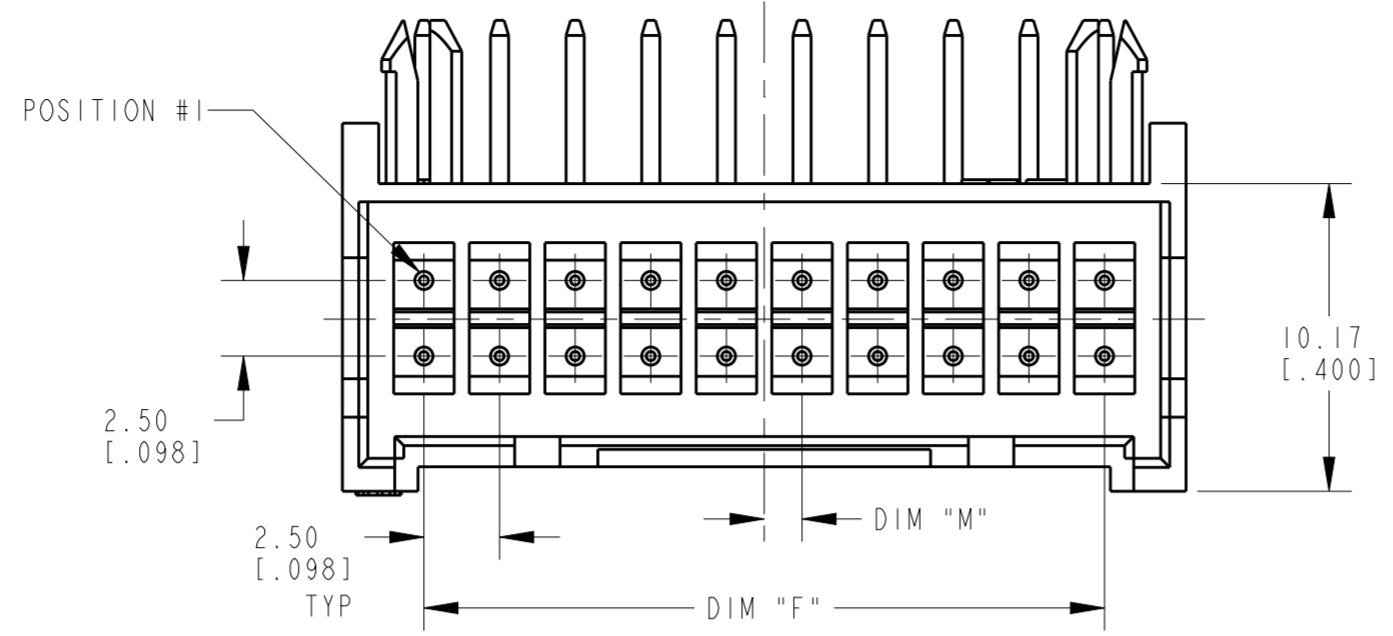
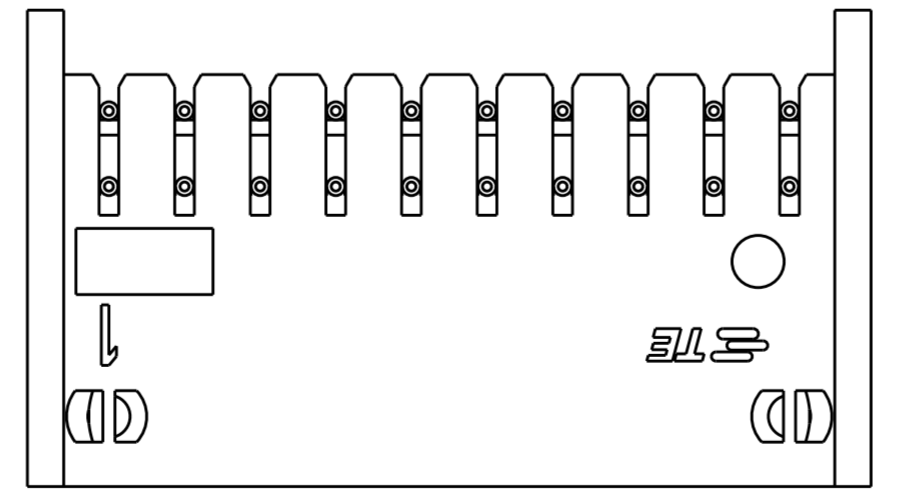
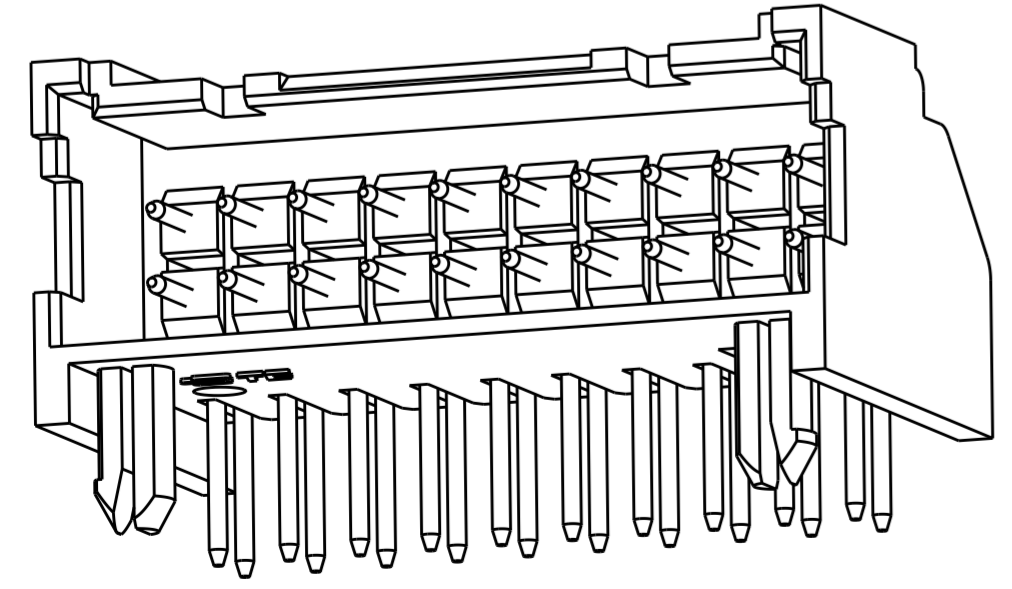


THIS DRAWING IS UNPUBLISHED. RELEASED FOR PUBLICATION 20
 © COPYRIGHT 20 ALL RIGHTS RESERVED.

LOC		DIST		REVISIONS			
P	LTR	DESCRIPTION	DATE	DWN	APVD		
AF	50	A	RELEASED PER ECO-15-000344	14JAN15	JR	KR	



1.25 [.049]	2	47.50 [1.870]	52.89 [2.083]	40	4-1969574-0
0.00	2	45.00 [1.772]	50.39 [1.985]	38	3-1969574-8
1.25 [.049]	2	42.50 [1.673]	47.89 [1.886]	36	3-1969574-6
0.00	2	40.00 [1.575]	45.39 [1.788]	34	3-1969574-4
1.25 [.049]	2	37.50 [1.477]	42.89 [1.689]	32	3-1969574-2
0.00	2	35.00 [1.378]	40.39 [1.591]	30	3-1969574-0
1.25 [.049]	2	32.50 [1.280]	37.89 [1.492]	28	2-1969574-8
0.00	2	30.00 [1.181]	35.39 [1.394]	26	2-1969574-6
1.25 [.049]	2	27.50 [1.083]	32.89 [1.295]	24	2-1969574-4
0.00	2	25.00 [.984]	30.39 [1.197]	22	2-1969574-2
1.25 [.049]	2	22.50 [.886]	27.89 [1.098]	20	2-1969574-0
0.00	2	20.00 [.787]	25.39 [1.000]	18	1-1969574-8
1.25 [.049]	1	17.50 [.689]	22.89 [.901]	16	1-1969574-6
0.00	1	15.00 [.590]	20.39 [.803]	14	1-1969574-4
1.25 [.049]	1	12.50 [.492]	17.89 [.704]	12	1-1969574-2
0.00	1	10.00 [.394]	15.39 [.606]	10	1-1969574-0
1.25 [.049]	1	7.50 [.295]	12.89 [.507]	8	1969574-8
DIM "M"	NO. OF LATCH CUT-OUTS	DIM "F"	DIM "L"	NO. OF POSITION	PART NO.



THIS DRAWING IS A CONTROLLED DOCUMENT.

DWN: H.C. CANTER 05OCT2012
 CHK: K.A. RANDOLPH 13FEB13
 APVD: K.A. RANDOLPH 13FEB13

STE TE Connectivity

NAME: ASSEMBLY, PIN HEADER, EP 2.5, HORIZONTAL DUAL ROW

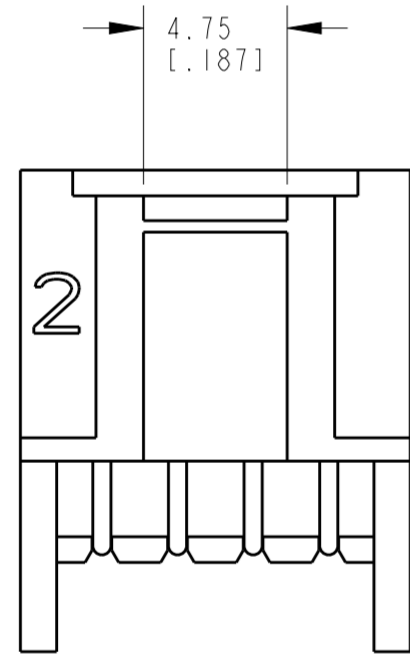
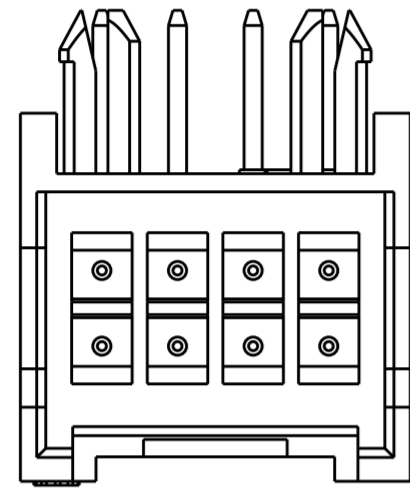
SIZE: A2 CAGE CODE: 00779 DRAWING NO: C-1969574 RESTRICTED TO: -

MATERIAL: - DIMENSIONS: mm [INCHES] TOLERANCES UNLESS OTHERWISE SPECIFIED: 0 PLC ±, 1 PLC ±, 2 PLC ±0.25 [.010], 3 PLC ±, 4 PLC ±, ANGLES ±, FINISH -

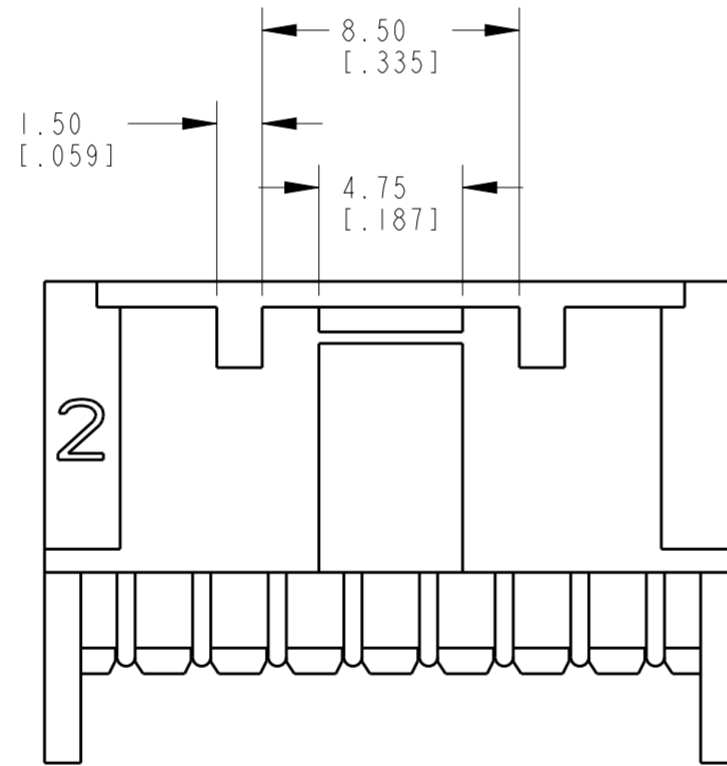
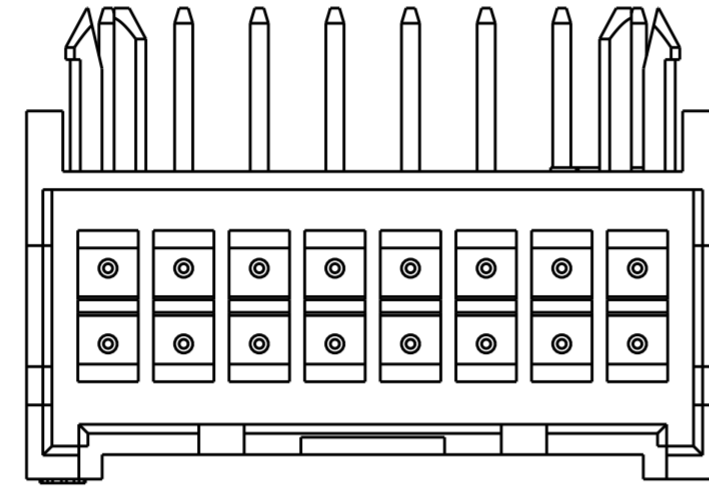
Customer Drawing SCALE: 4:1 SHEET 1 OF 2 REV A

THIS DRAWING IS UNPUBLISHED. RELEASED FOR PUBLICATION 20
 © COPYRIGHT 20 ALL RIGHTS RESERVED.

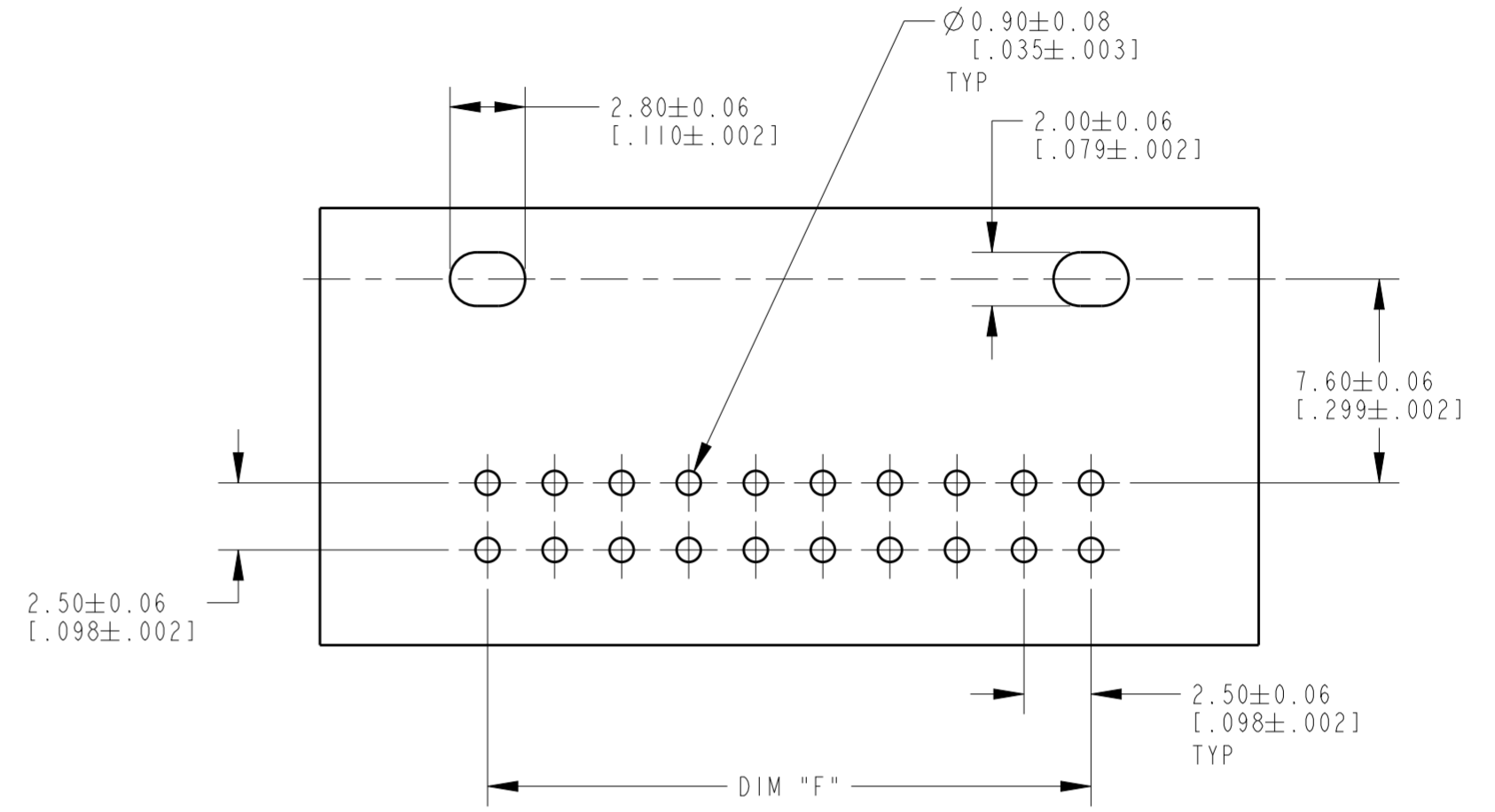
LOC	DIST	REVISIONS			
P	LTR	DESCRIPTION	DATE	DWN	APVD
AF	50	SEE SHEET 1	-	-	-



SINGLE LATCH DETAIL
 1969574-8 SHOWN HERE
 THESE DIM'S ARE FOR THE
 1969574-8 AND 1-1969574-0



SINGLE LATCH DETAIL
 1-1969574-6 SHOWN HERE
 THESE DIM'S ARE FOR THE
 1-1969574-2 THRU 4-1969574-0



RECOMMENDED PCB LAYOUT

THIS DRAWING IS A CONTROLLED DOCUMENT.		DWN H.C. CANTER 05OCT2012	TE Connectivity	
DIMENSIONS: mm [INCHES]		CHK K.A. RANDOLPH 13FEB13		
TOLERANCES UNLESS OTHERWISE SPECIFIED:		APVD K.A. RANDOLPH 13FEB13	NAME ASSEMBLY, PIN HEADER, EP 2.5, HORIZONTAL DUAL ROW	
0 PLC ± 1 PLC ± 2 PLC ±0.25 [0.010] 3 PLC ± 4 PLC ± ANGLES ± FINISH ±		PRODUCT SPEC -	SIZE A2	CAGE CODE 00779
MATERIAL -		APPLICATION SPEC -	DRAWING NO C-1969574	RESTRICTED TO -
		WEIGHT -	SCALE 4:1	SHEET 2 OF 2
		Customer Drawing	REV A	