



Hand Tool 0066
Mini PVC Terminal 22 –26 AWG
Operation and Service Manual

FCI Tool P/N HT-0066

FCI MANUAL P/N 166813



TABLE OF CONTENTS

<u>OPERATION</u>	3
Crimping Instructions.....	3
Parts List.....	5
<u>SERVICE</u>	6
Service.....	6
Parts Replacement.....	6

REFERENCE DOCUMENTS

- FORM # E-3246- - Hand Tool Warranty**
- FORM # E-3247- - FCI Electronics Address List**

Operation

Crimping Instructions

To Load Terminal:

1. Press terminal holder as shown in Figure 1.
2. Insert terminal with “U” shaped barrels up, onto terminal holder pin until terminal is against pin shoulder.

When using wire with regular insulation, place terminal in side marked “A”.

When using wire with coax insulation, place terminal in side marked “B”.

3. Release terminal holder:

Hold terminal against pin shoulder while releasing holder to insure terminal remains in proper position while moving over anvil.

To Load Wire:

1. Place wire, stripped to proper length, into barrel of terminal –or–
2. Wire tonker can be used for wire stop by placing stripped end of insulation against tonker.

Crimp by holding wire and closing hand tool.

NOTE: To eliminate a sticking problem, the top dies should be cleared of gold build-up at approximately 125 crimps

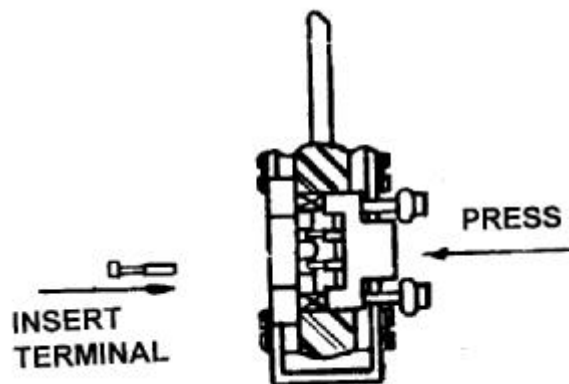


Figure 1

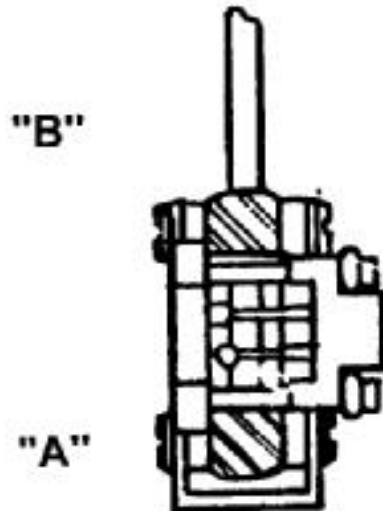


Figure 2

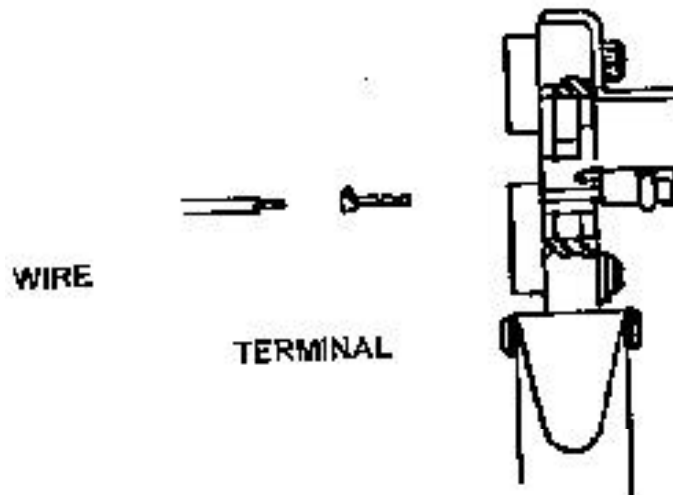
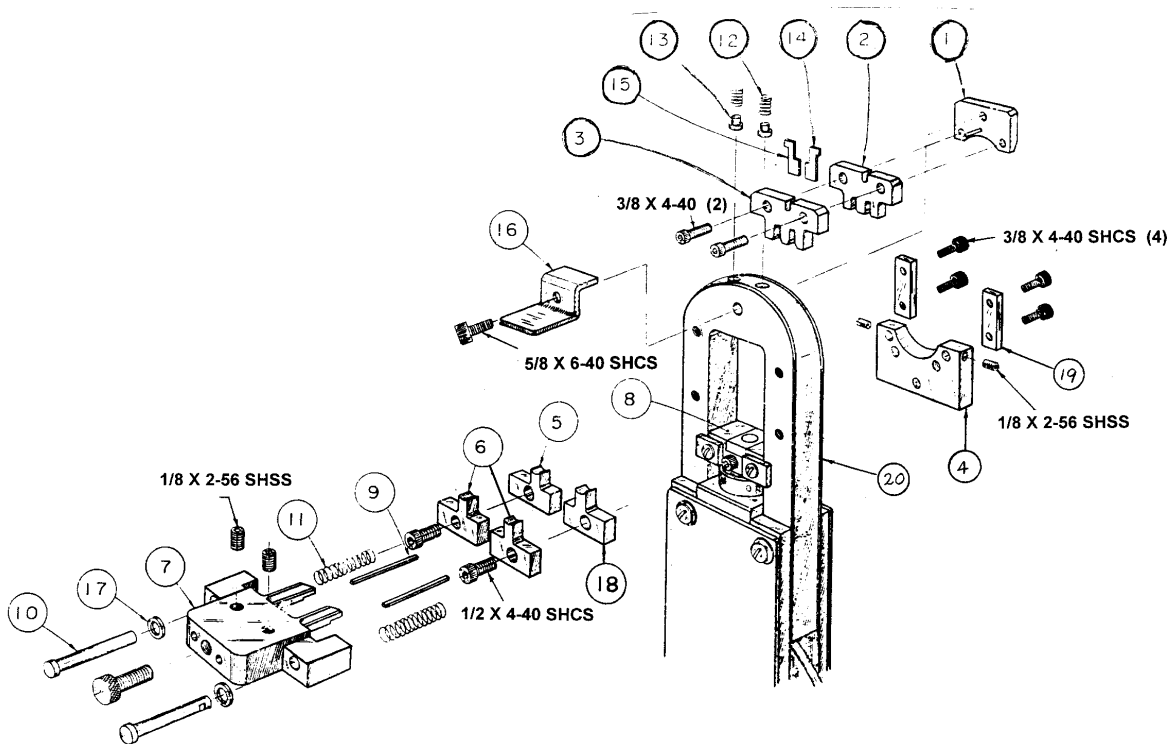


Figure 3

Parts List

**HT-0066 – Mini PVC Terminal
Wire Size 22 26**

Detail No.	Description	Part No.
1	Crimper Holder	155089-001
2	Insulation Crimper	B117021-1
3	Wire Barrel Crimper	102605-1
4	Anvil Holder	102466-1
5	Insulation Anvil	A117022-1
6	Wire Anvil (2)	105313-1
7	Terminal Holder	102467-2
8	Adjustable Tool Holder	A-856-1
9	Holding Pins (2)	104756-1
10	Guide Pins (2)	102468-1
11	Holding Springs (2)	102470-1
12	Tonker Springs (2)	A-1153
13	Spring Guide (2)	A-1155
14	Tonker	104964-001
15	Tonker	104964-001
16	Protector Tooling	155014-001
17	"O" Rings 01-004 (2)	
18	Insulation Anvil	A117022-2
19	Side Rail	144547-001
20	Burdy Hand tool - Mod.	104962-001





Service

Service

- **WHAT TO DO IF YOU NEED SERVICE:**

In the event service or technical help is needed FCI Electronics provides a toll free number. For service or technical help call 1-800-843-6911.

Parts Replacement

- **PARTS REPLACEMENT:**

When calling for spare parts, have part number(s) ready for the customer service person. Number(s) can be obtained from the reference drawings located in the back of this manual. Spare part orders call 1-800-222-2194 and ask for CUSTOMER SERVICE.