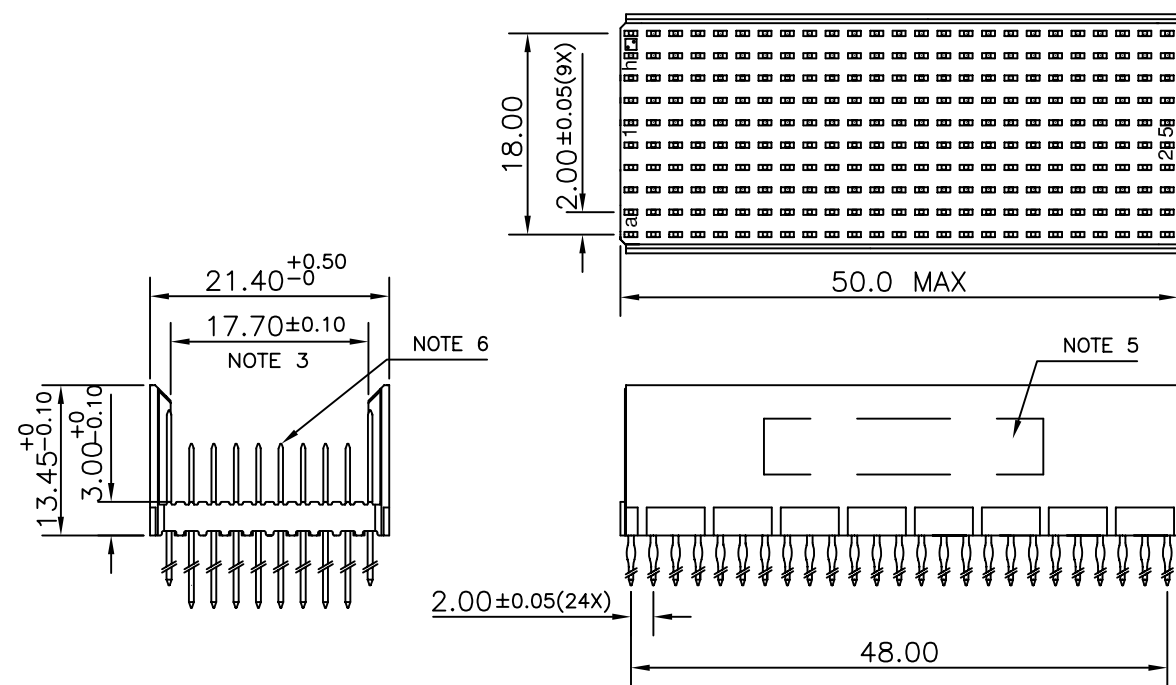


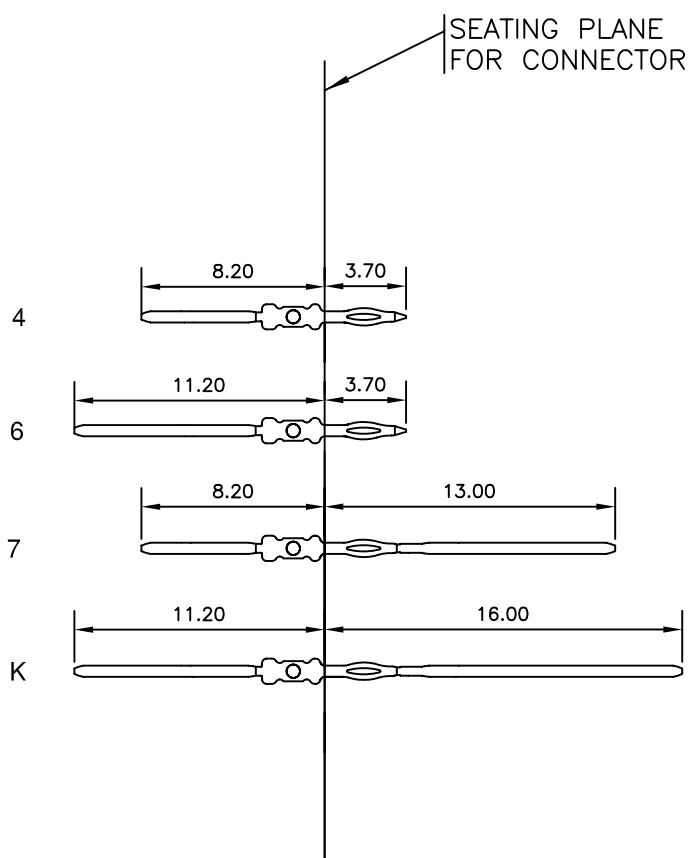
**LOADING PATTERN MATING SIDE**

y	6	6	6	6	6	6	K	6	6	6	K	6	6	6	6	6	6	6	6	6	6	6	6	6
h	4	4	4	4	4	4	7	4	4	4	7	4	4	4	4	4	4	7	4	4	4	4	4	4
g	4	4	4	4	4	4	7	4	4	4	7	4	4	4	4	4	4	7	4	4	4	4	4	4
f	4	4	4	4	4	4	7	4	4	4	7	4	4	4	4	4	4	7	4	4	4	4	4	4
e	4	4	4	4	4	4	7	4	4	4	7	4	4	4	4	4	4	7	4	4	4	4	4	4
d	4	4	4	4	4	4	7	7	7	7	7	4	4	4	4	4	4	7	4	4	4	4	4	4
c	4	4	4	4	4	4	7	7	7	7	7	4	4	4	4	4	4	7	4	4	4	4	4	4
b	4	4	4	4	4	4	7	7	7	7	7	4	4	4	4	4	4	7	4	4	4	4	4	4
a	4	4	4	4	4	4	7	7	7	7	7	4	4	4	4	4	4	7	4	4	4	4	4	4
z	6	6	6	6	6	6	K	K	K	K	K	6	6	6	6	6	6	6	6	6	6	6	6	6
POS	01				05					10				15				20					25	

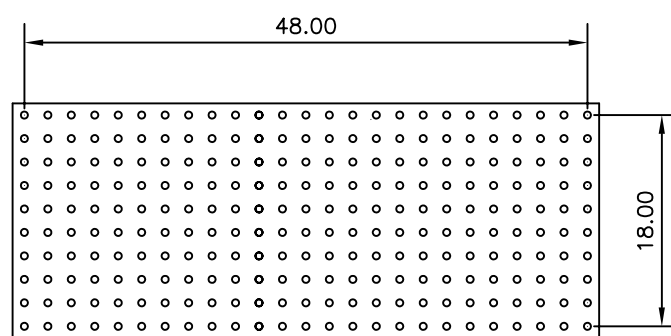
**LOADED CONNECTOR ASSEMBLY  
(FOR EXAMPLE)**



**CONTACT OVERVIEW**



**LAY-OUT P.C.B.-HOLE**



**LEAD FREE INDICATOR : LF = LEAD FREE  
(DIGIT 15 & 16)**

HM2P88PKJ1Y5

**PLATING CODE (DIGIT 13 AND 14)  
(REF DRW NO. BS,C , 201844 , 003)**

**NOTES**

1. THIS PRODUCT IS CSA APPROVED.
2. THIS PRODUCT IS UL RECOGNIZED.
3. MEASURED AT THE BOTTOM.
4. MATERIAL CONTACT: PHOSPHOR BRONZE  
HOUSING: CREAM WHITE GLASS FILLED POLYESTER UL-94V0
5. CONNECTOR PRINTED WITH P/N AND DATE CODE.
6. FOR ACTUAL CONTACT LOADINGS, SEE LOADING PATTERN MATING SIDE.
7. SHAPE OF CONNECTOR HOUSING CAN ALTER DEPENDING ON PRODUCTION LOCATION
8. THE PRODUCT (LF) MEETS EUROPEAN UNION DIRECTIVES AND OTHER COUNTRY REGULATIONS AS DESCRIBED IN GS-22-008
9. FOR RECOMMENDED PTH DIMENSIONS REFER DRAWING : BS, A , 201572 , 001

CATALOG NO: HM2P88PKJ1Y5----

mat'l. code SEE NOTE 4			surface ISO 1302 ✓	tolerance ISO 406 ISO 1101	projection MM	product family MILLIPACS			
ltr A			ecn no 108-0141	dr MINI	date 2008-10-15	title MPACS 8+2R STR HDR PF CONN TYPE E			
angles 0°±1°			linear .0±0.2 .00±0.1		scale -		dwg no sheet 1 of 1		
dr MINI K VANDANATH			2008-10-15		FCJ		size A3		
enr ALEX BABU			2008-10-15		type Product Customer Drawing				
chr ALEX BABU			2008-10-15						
appd ALEX BABU			2008-10-15						
sheet index		revision sheet		A 1					