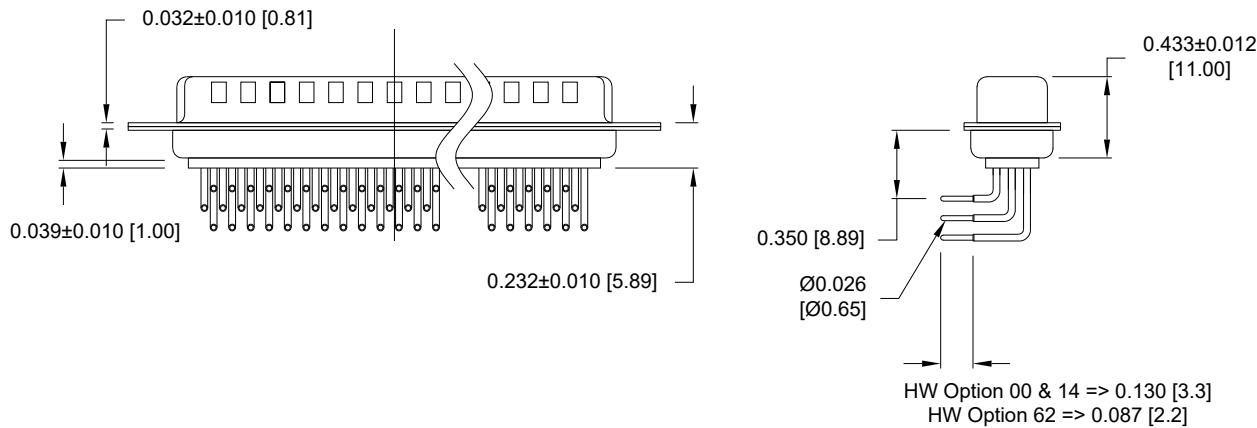
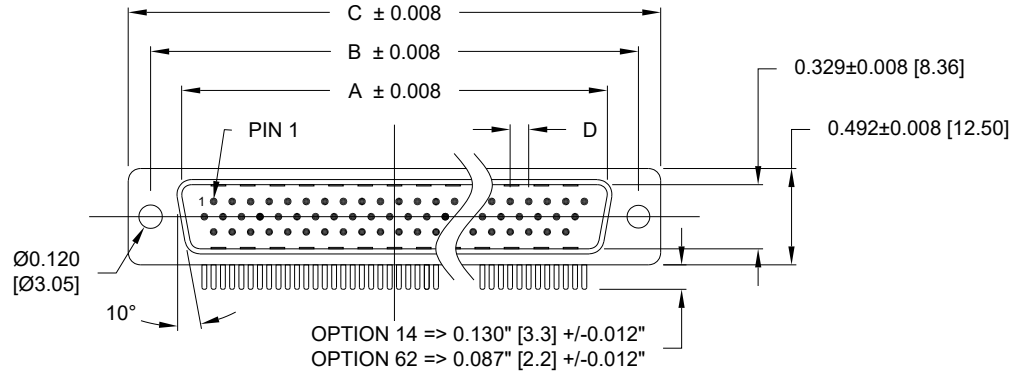


SHELL: STEEL MATERIAL, NICKEL FINISH
 INSULATOR: PA9T UL 94 V-0 RATED, BLACK COLOR (PROCESS TEMP 260°C)
 SEALING MATERIAL: F08 FLEXIBLE ADHESIVE
 CONTACT: GOLD PLATED BRASS

ELECTRICAL:

CONTACT CURRENT RATING: 3 AMPS
 CONTACT RESISTANCE: 10 mOHMS Max.
 DIELECTRIC WITHSTANDING VOLTAGE: 1,000VAC Min.
 INSULATION RESISTANCE: 5,000 MOHMS Min.
 TEMPERATURE RATING: -55° ~ +125° C



MEETS IP67 STANDARDS
 (SEE PAGE 4 FOR SEALING DETAILS)

DIMENSIONS (in.)					
No. OF PINS	A	B	C	D	Insulator Material
15	0.665	0.984	1.213	0.090	PA9T
26	0.994	1.311	1.543	0.090	PA9T
44	1.534	1.852	2.088	0.090	PA9T

DIMENSIONS (mm)					
No. OF PINS	A	B	C	D	Insulator Material
15	16.90	25.00	30.80	2.29	PA9T
26	25.25	33.30	39.20	2.29	PA9T
44	38.95	47.05	53.05	2.29	PA9T

781-M YY-1 1 3 R YY 1

SERIES _____
 MACHINED CONTACTS _____
 POSITIONS _____
 15 _____
 26 _____
 44 _____
 GENDER _____
 1 = MALE _____
 TERMINATION _____
 1 = RIGHT ANGLE _____
 SHELL PLATING _____
 3 = NICKEL _____
 HARDWARE OPTIONS _____
 00 = NO HARDWARE _____
 14 = BRACKET, #4-40 INSERT, BOARD LOCK _____
 62 = BRACKET, #4-40 INSERT, BOARD LOCK _____
 PLATING OPTIONS _____
 1 = GOLD FLASH, ENTIRE CONTACT _____

RoHS COMPLIANT

UNITS = inch [mm]

DO NOT SCALE FROM DRAWING



THESE DRAWINGS AND SPECIFICATIONS ARE THE PROPERTY OF NorComp AND SHALL NOT BE REPRODUCED, COPIED OR USED AS THE BASIS FOR THE MANUFACTURE OR SALE OF APPARATUS WITHOUT WRITTEN PERMISSION.

DRAWN:
C. SMITH

DATE:
03/16/2007

NorComp

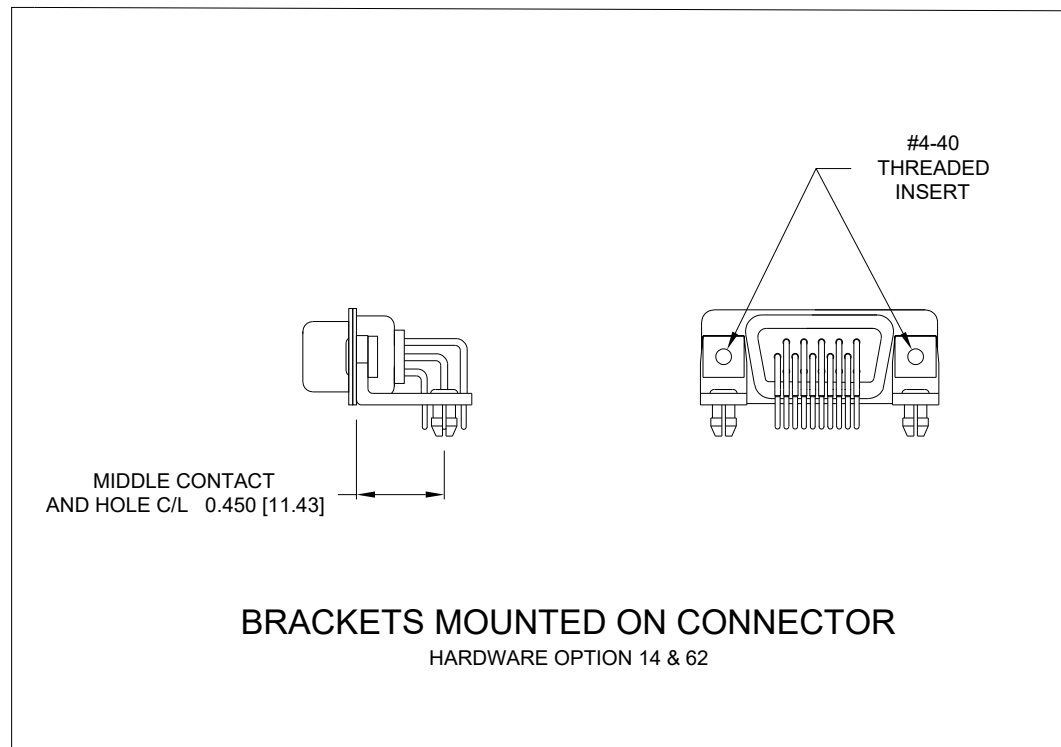
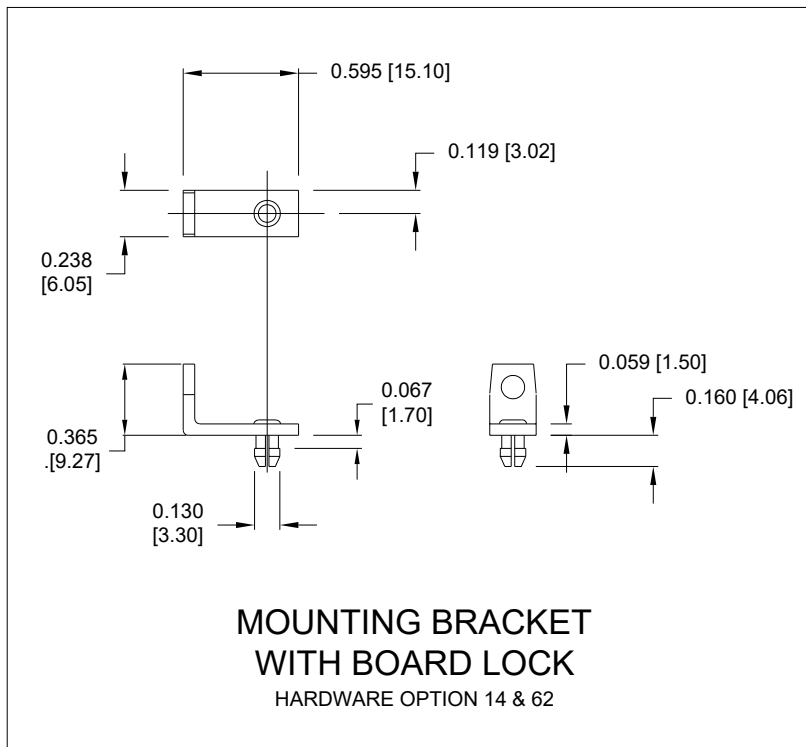
SCALE:
NTS

SHEET OF
1 4

REV
10

DWG NO.

781-MYY-113RYY1



RoHS COMPLIANT

UNITS = inch [mm]

DO NOT SCALE FROM DRAWING



THESE DRAWINGS AND SPECIFICATIONS ARE THE PROPERTY OF NorComp AND SHALL NOT BE REPRODUCED, COPIED OR USED AS THE BASIS FOR THE MANUFACTURE OR SALE OF APPARATUS WITHOUT WRITTEN PERMISSION.

DRAWN:

C. SMITH

DATE:

03/16/2007

NorComp

SCALE:

NTS

SHEET

OF

2

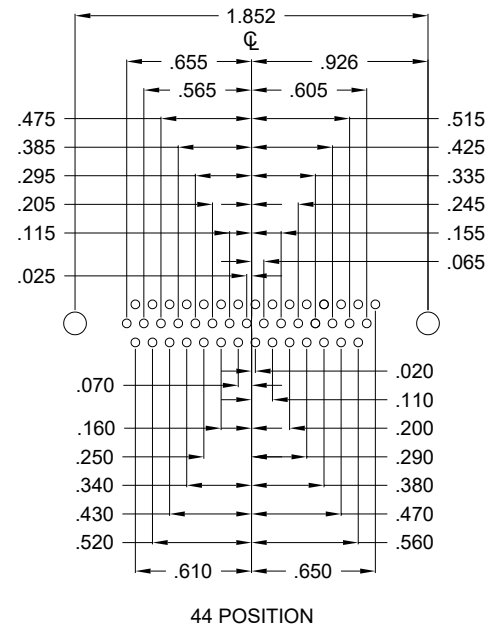
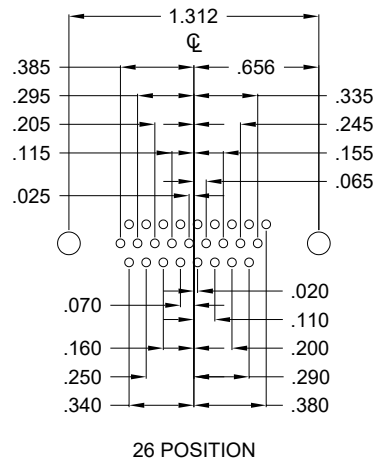
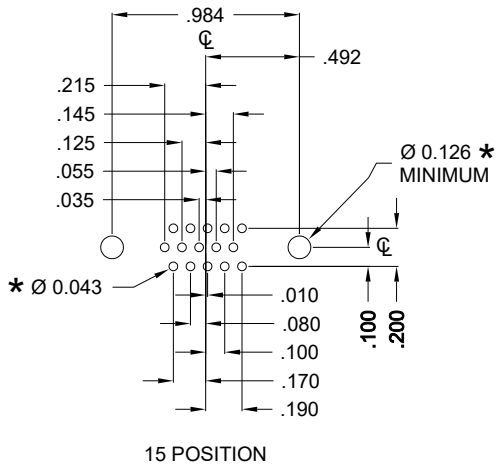
4

REV

10

DWG NO.

781-MYY-113RYY1



HOLE PATTERN SHOWN
ARE FOR MALE

* TYP.
SUGGESTED SIZE
MAY NOT BE SUITABLE FOR ALL APPLICATIONS

RoHS COMPLIANT

UNITS = inch

DO NOT SCALE FROM DRAWING

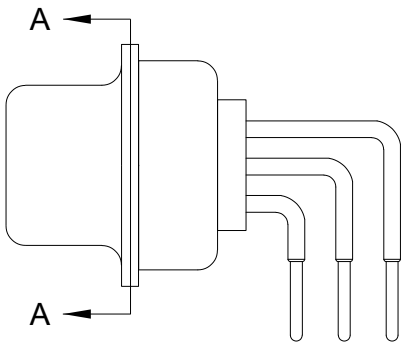


THESE DRAWINGS AND SPECIFICATIONS ARE THE PROPERTY OF NorComp AND SHALL NOT BE REPRODUCED, COPIED OR USED AS THE BASIS FOR THE MANUFACTURE OR SALE OF APPARATUS WITHOUT WRITTEN PERMISSION.

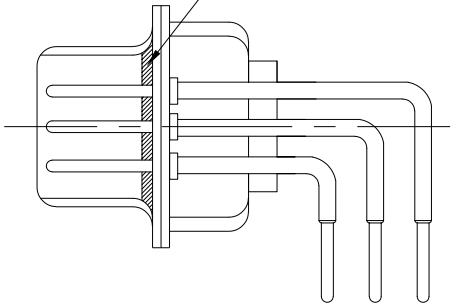
DRAWN:
C. SMITH
DATE:
03/16/2007



SCALE: NTS	SHEET 3	OF 4	REV 10
DWG NO. 781-MYY-113RYY1			



FRONT SEAL APPLIED OVER INSULATOR AND BETWEEN FRONT & REAR SHELLS



DETAIL A-A

RoHS COMPLIANT

DO NOT SCALE FROM DRAWING



THESE DRAWINGS AND SPECIFICATIONS ARE THE PROPERTY OF NorComp AND SHALL NOT BE REPRODUCED, COPIED OR USED AS THE BASIS FOR THE MANUFACTURE OR SALE OF APPARATUS WITHOUT WRITTEN PERMISSION.

DRAWN:
C. SMITH
DATE:
03/16/2007

NorComp

SCALE: NTS	SHEET 4	OF 4	REV 10
DWG NO.		781-MYY-113RYY1	