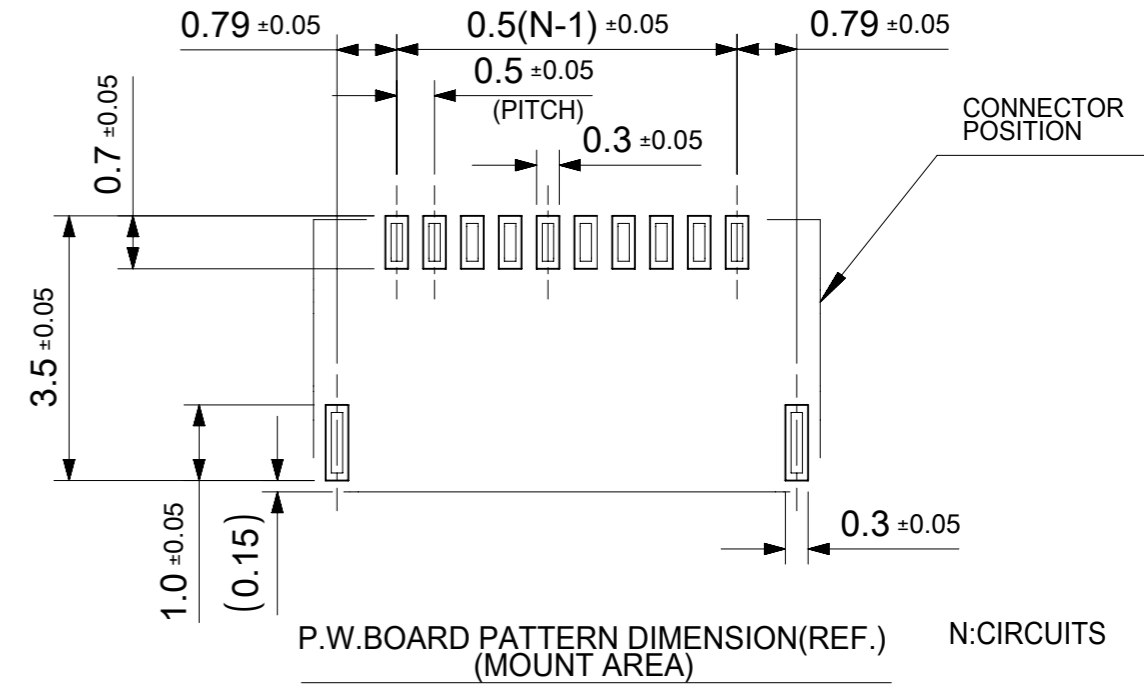
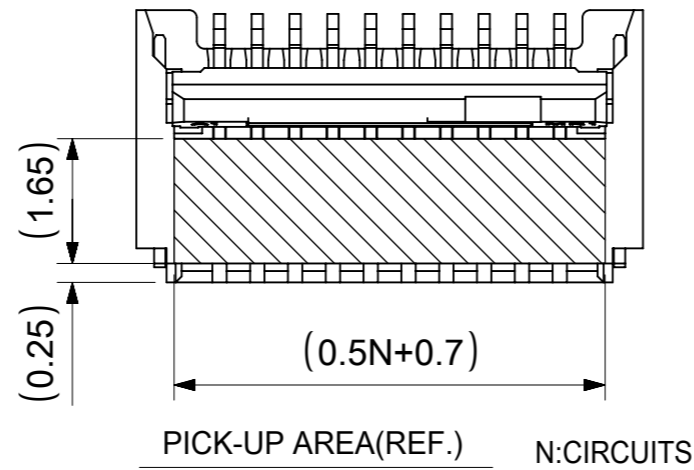
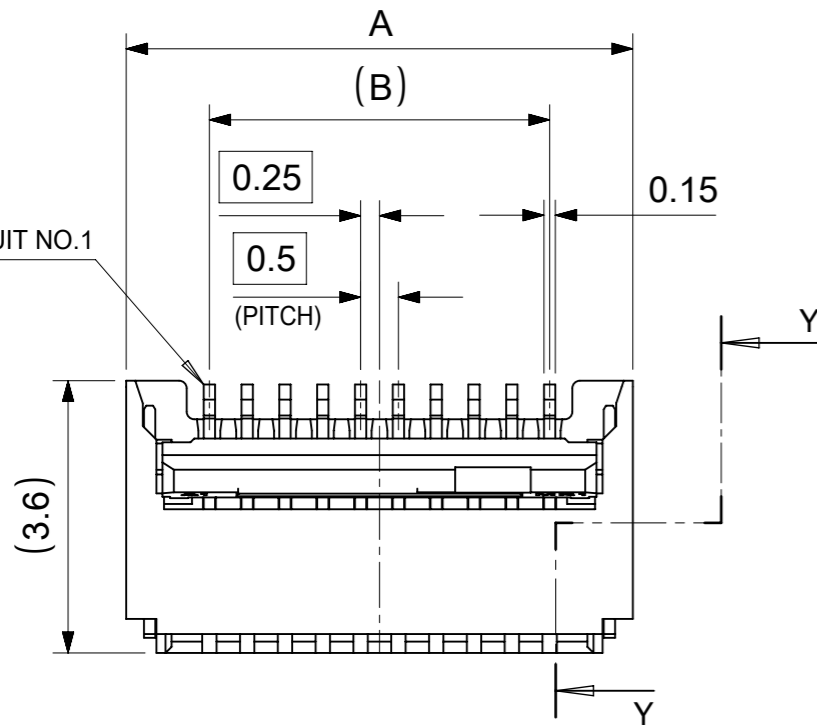
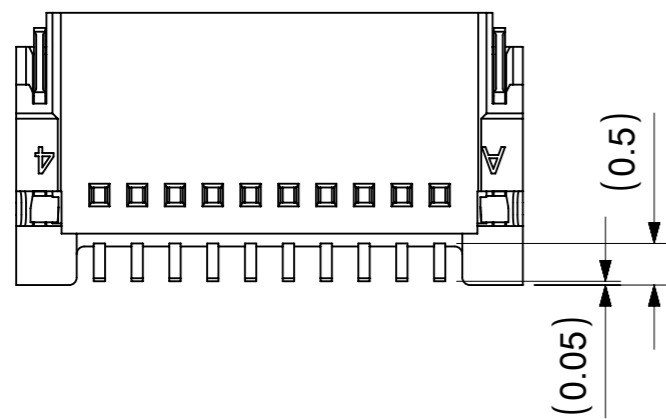
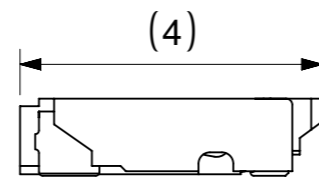
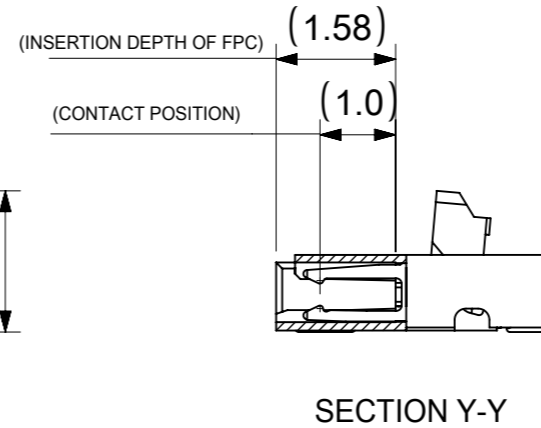
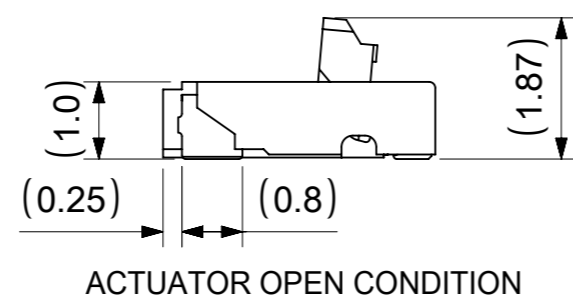
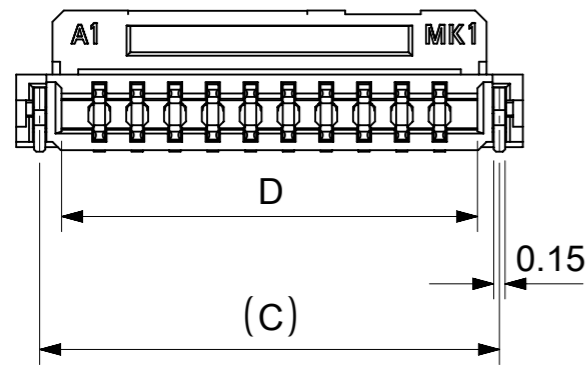


CIRCUIT NO.1



METAL MASK THICKNESS : 0.1mm  
 OPENING AREA : TERM.(0.7X0.3)  
 NAIL(1.0X0.3)



20.5	21.08	19.5	21.7	503480-4000	40
19.5	20.08	18.5	20.7	503480-3800	38
18.5	19.08	17.5	19.7	503480-3600	36
17.5	18.08	16.5	18.7	503480-3400	34
16.5	17.08	15.5	17.7	503480-3200	32
15.5	16.08	14.5	16.7	503480-3000	30
14.5	15.08	13.5	15.7	503480-2800	28
13.5	14.08	12.5	14.7	503480-2600	26
12.5	13.08	11.5	13.7	503480-2400	24
11.5	12.08	10.5	12.7	503480-2200	22
10.5	11.08	9.5	11.7	503480-2000	20
9.5	10.08	8.5	10.7	503480-1800	18
9.0	9.58	8.0	10.2	503480-1700	17
8.5	9.08	7.5	9.7	503480-1600	16
7.5	8.08	6.5	8.7	503480-1400	14
6.5	7.08	5.5	7.7	503480-1200	12
5.5	6.08	4.5	6.7	503480-1000	10
4.5	5.08	3.5	5.7	503480-0800	8
3.5	4.08	2.5	4.7	503480-0600	6
3.0	3.58	2.0	4.2	503480-0500	5
2.5	3.08	1.5	3.7	503480-0400	4
D	C	B	A	EMBOSSED PACKAGE ORDER NO.	CIRCUIT

CONNECTOR SERIES No. 503480-\*\*09

THIS DRAWING CONTAINS INFORMATION THAT IS PROPRIETARY TO MOLEX ELECTRONIC TECHNOLOGIES, LLC AND SHOULD NOT BE USED WITHOUT WRITTEN PERMISSION

DIMENSION UNITS	SCALE	CURRENT REV DESC:		<b>molex</b>	
mm	1:1				
GENERAL TOLERANCES (UNLESS SPECIFIED)		EC NO: 740220		0.5 FPC CONN. E/O BACKFLIP H=1.0MM ASSEMBLY	
ANGULAR TOL	± 1.0°	DRWN: NARENC 2023/02/17		PRODUCT CUSTOMER DRAWING	
4 PLACES	± 0.2	CHK'D: HSHIMOYAMA 2023/02/27		DOCUMENT NUMBER	
3 PLACES	± 0.2	APPR: YNAITO 2023/02/27		SD-503480-001	
2 PLACES	± 0.2	INITIAL REVISION:		DOC TYPE	
1 PLACE	± 0.2	DRWN: THIRAYAMA 2009/12/11		PSD	
0 PLACES	± 0.2	APPR: KMORIKAWA 2009/12/14		DOC PART	
DRAFT WHERE APPLICABLE MUST REMAIN WITHIN DIMENSIONS		THIRD ANGLE PROJECTION	DRAWING	SERIES	SHEET NUMBER
			A3-SIZE	503480	1 OF 2

**NOTES**

**1. PART COMPOSITION**

HOUSING MATERIAL: LIQUID CRYSTAL POLYMER(LCP), GLASS FILLED, UL94V-0, NATURAL(WHITE)

TERMINAL MATERIAL: PHOSPHOR BRONZE

CONTACT AREA : SEPARATED GOLD PLATING (0.1 MICROMETER MINIMUM)

SOLDER TAIL AREA : SEPARATED GOLD PLATING

UNDERPLATE : NICKEL OVERALL (1.0 MICROMETER MINIMUM)

ACTUATOR MATERIAL : POLYAMIDE(PA), GLASS FILLED, UL94 HB, BLACK

NAIL MATERIAL: PHOSPHOR BRONZE

SOLDER TAIL AREA : TIN OVERALL(1.0 MICROMETER MINIMUM)  
UNDERPLATE : NICKEL OVERALL(1.0 MICROMETER MINIMUM)

2. PLEASE DO NOT OPERATE THE ACTUATOR BEFORE MOUNTING.

3. PLEASE OPERATE THE ACTUATOR AFTER INSERTING THE FPC INTO THE CONNECTOR.

**4. ABOUT FPC**

RECOMMENDED STIFFENER MATERIAL: POLYIMIDE

RECOMMENDED BASE FILM THICKNESS: 25 MICROMETER

RECOMMENDED ADHESIVE: THERMOSETTING ADHESIVE

NOTE: PLEASE PUT APPROPRIATE AMOUNT OF ADHESIVE ON ADHEREND BECAUSE THERE IS A POSSIBILITY THAT THE EXTRA ADHESIVE CAUSES THE DEFECT IN ELECTRICAL CONTINUITY.

RECOMMENDED PUNCHER DIRECTION: FROM CONDUCTOR SIDE TO STIFFENER FILM SIDE.

RECOMMENDED CONDUCTOR SPECIFICATION:

THICKNESS OF SOFT COPPER FOIL: 35MICROMETER

△5 R0.3 MUST NOT BE OVERLAPPED TO PATTERN OF FPC.

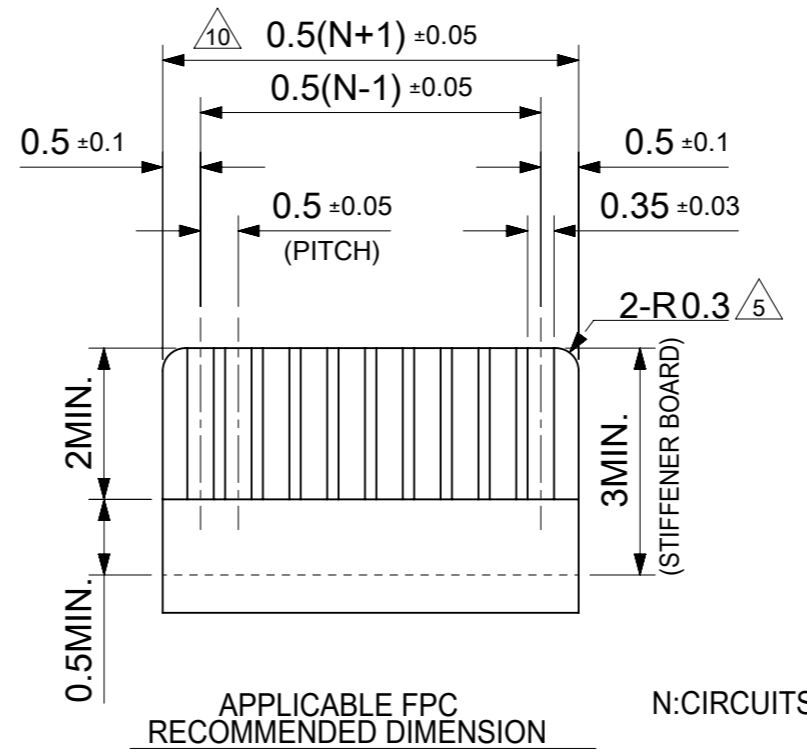
6. COPLANARITY : 0.1 MAXIMUM

7. PLEASE RECOGNIZE A POSSIBILITY TO CHANGE THE SHAPE OF THE PART THAT DOES NOT OBSTRUCT A FUNCTION, BY CIRCUMSTANCES IN OUR PRODUCTION.

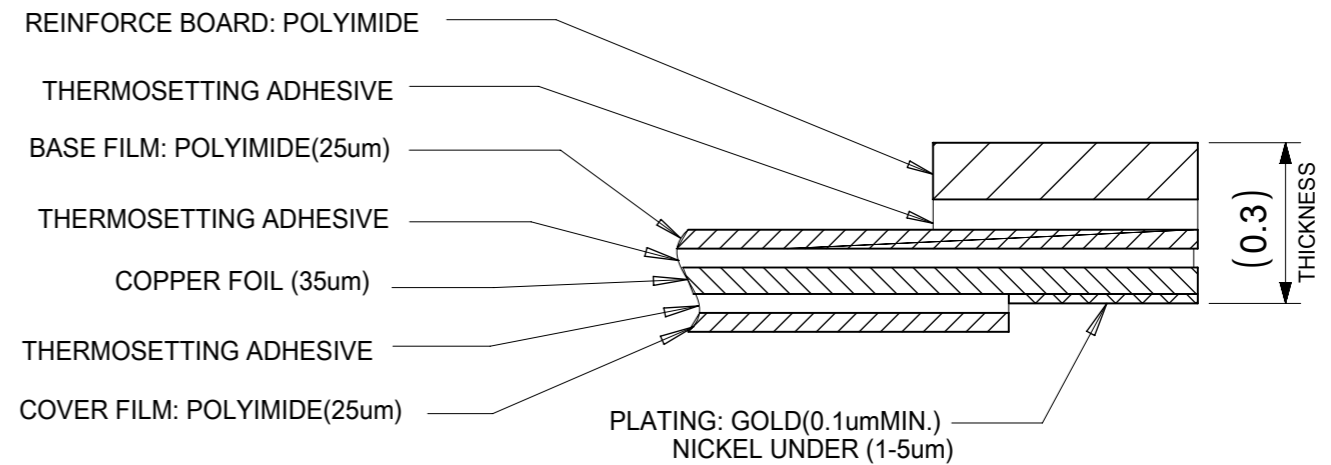
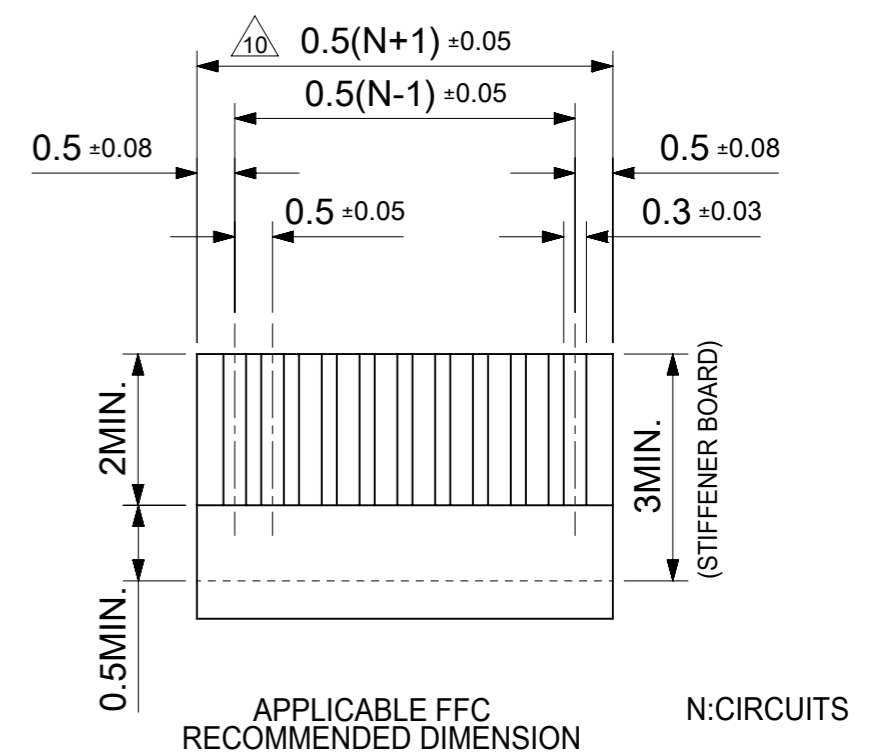
8. THIS PRODUCT IS DELIVERED WITH THE ACTUATOR IN THE OPEN POSITION.

9. THIS PRODUCT IS DUAL-CONTACT (TOP- AND BOTTOM-CONTACTS) TYPE CONNECTOR.

△10 PLEASE CONFIRM TO INSERT FPC IN ADVANCE WHEN FPC WIDTH IS OVER 0.5(N+1)+0.02.

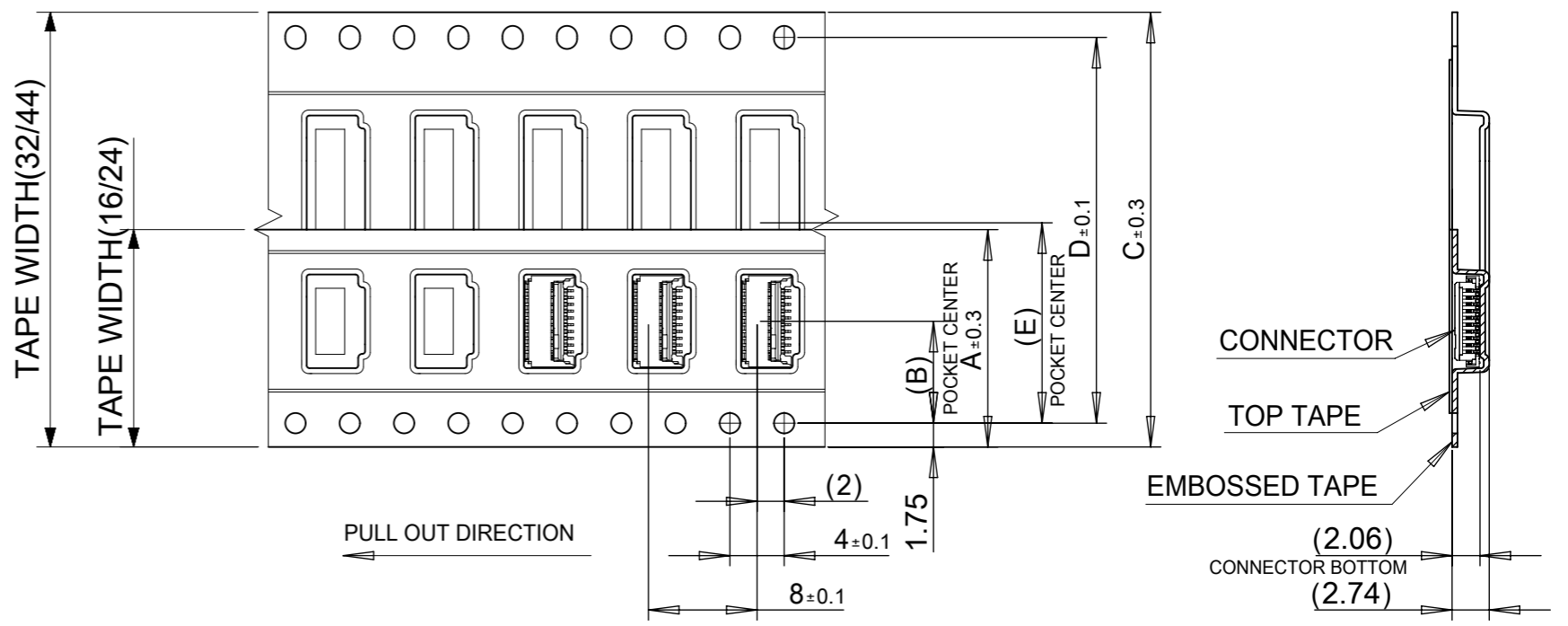
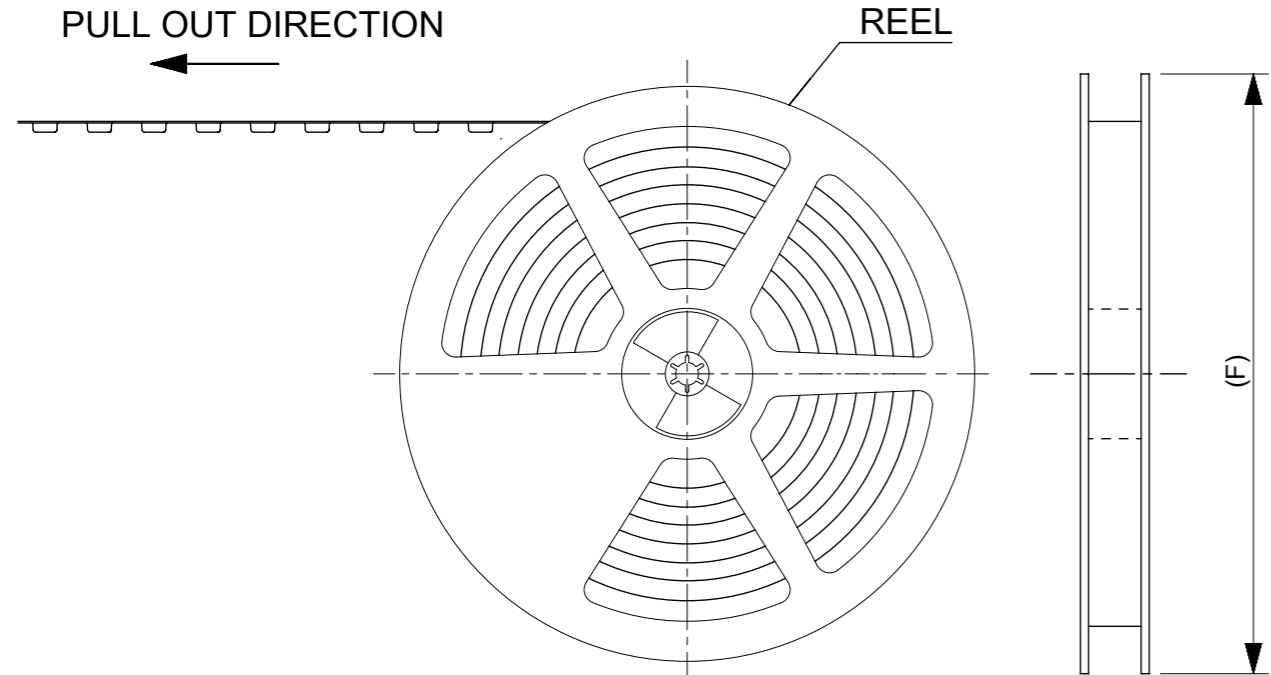


(THICKNESS : 0.3±0.05) : 30 OR LESS CIRCUITS  
(THICKNESS : 0.3±0.03) : 31 OR OVER CIRCUITS



**STRUCTURE OF FPC**

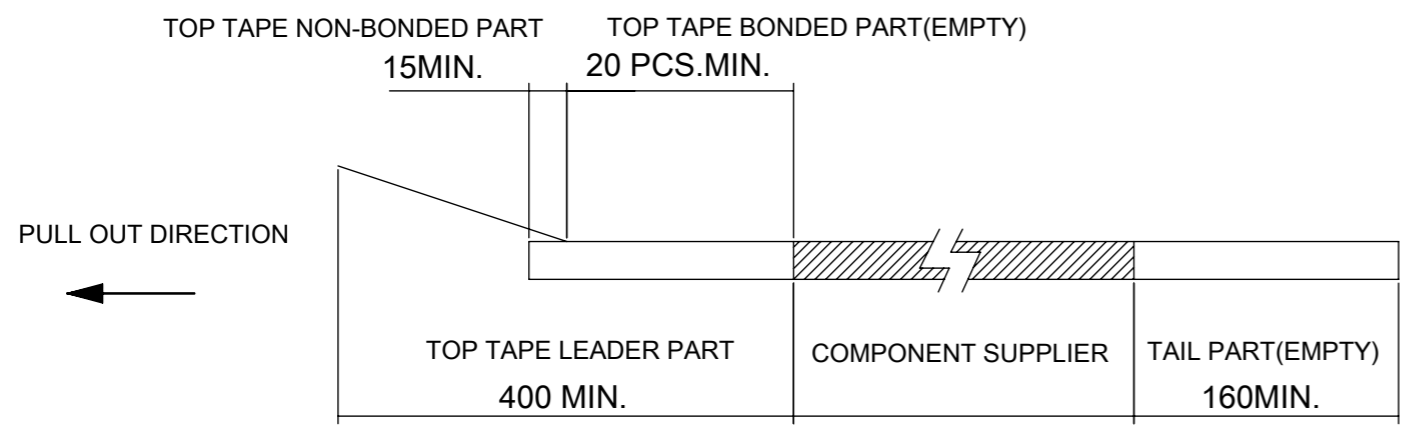
THIS DRAWING CONTAINS INFORMATION THAT IS PROPRIETARY TO MOLEX ELECTRONIC TECHNOLOGIES, LLC AND SHOULD NOT BE USED WITHOUT WRITTEN PERMISSION									
DIMENSION UNITS		SCALE		CURRENT REV DESC:				<b>molex</b>	
mm		1:1							
GENERAL TOLERANCES (UNLESS SPECIFIED)				EC NO: 740220				0.5 FPC CONN. E/O	
ANGULAR TOL ± 1.0 °				DRWN: NARENC 2023/02/17				BACKFLIP H=1.0MM ASSEMBLY	
4 PLACES ± 0.2				CHK'D: HSHIMOMYAMA 2023/02/27				PRODUCT CUSTOMER DRAWING	
3 PLACES ± 0.2				APPR: YNAITO 2023/02/27				DOCUMENT NUMBER	
2 PLACES ± 0.2				INITIAL REVISION:				DOC TYPE	
1 PLACE ± 0.2				DRWN: THIRAYAMA 2009/12/11				DOC PART	
0 PLACES ± 0.2				APPR: KMORIKAWA 2009/12/14				REVISION	
DRAFT WHERE APPLICABLE MUST REMAIN WITHIN DIMENSIONS		THIRD ANGLE PROJECTION		DRAWING		SERIES		MATERIAL NUMBER	
		A3-SIZE		503480		CUSTOMER		SHEET NUMBER	
		SEE TABLE		GENERAL MARKET		SD-503480-001		2 OF 2	



DIRECTION OF CONNECTOR IN EMBOSSSED TAPE

NOTES

1. IN THE PACKAGE, PART NO.503480-\*\*09 DETAILED DIMENSIONS. REFER TO SD-503480-001
2. NUMBER OF CONNECTORS : 3000PCS/REEL
3. LEAD TAPE LENGTH



4. MATERIAL  
 CARRIER TAPE : PET  
 TOP TAPE : PET,OTHER  
 REEL : PS (RECYCLE MATERIAL CONTAINED)
5. COVER TAPE PEEL FORCE IS DEFINED BY IEC60286-3.

F	E	D	C	B	A	TAPE WIDTH	ORDER NO.	CIRCUIT
380	20.2	40.4	44	-	-	44	503480-4000	(E1) 40
							503480-3800	(E1) 38
							503480-3600	(E1) 36
							503480-3400	(E1) 34
330	14.2	28.4	32	-	-	32	503480-3200	32
							503480-3000	(E1) 30
380	-	-	-	11.5	24	24	503480-2800	(E1) 28
							503480-2600	26
							503480-2400	24
							503480-2200	22
							503480-2000	20
							503480-1800	18
							503480-1700	17
							503480-1600	16
							503480-1400	14
							503480-1200	12
330	-	-	-	7.5	16	16	503480-1000	10
							503480-0800	8
							503480-0600	6
							503480-0500	5
							503480-0400	4

(E2)	10 UNDER : ±0.20
	10 OVER 30 UNDER : ±0.25
	30 OVER : ±0.30

THIS DRAWING CONTAINS INFORMATION THAT IS PROPRIETARY TO MOLEX ELECTRONIC TECHNOLOGIES, LLC AND SHOULD NOT BE USED WITHOUT WRITTEN PERMISSION

FUNCTIONAL SYMBOLS:  $\nabla_A = 0$ ,  $\nabla_E = 0$ ,  $\nabla_V = 0$

DIVISIONAL SYMBOLS: 4 PLACES ±, 3 PLACES ±, 2 PLACES ±, 1 PLACE ±, 0 PLACES ±

THIS DRAWING CONTAINS INFORMATION THAT IS PROPRIETARY TO MOLEX ELECTRONIC TECHNOLOGIES, LLC AND SHOULD NOT BE USED WITHOUT WRITTEN PERMISSION

SCALE: mm NTS

GENERAL TOLERANCES (UNLESS SPECIFIED): ANGULAR TOL ± 3.0°

CURRENT REV DESC:

EC NO: 676145  
 DRWN: ICYANG  
 CHK'D: SHCHU  
 APPR: SHCHU

INITIAL REVISION:  
 DRWN: THIRAYAMA  
 APPR: KMORIKAWA

2021/07/21  
 2021/09/02  
 2021/09/02

2009/12/11  
 2009/12/14

THIRD ANGLE PROJECTION

DRAFT WHERE APPLICABLE MUST REMAIN WITHIN DIMENSIONS

DRAWING: A3-SIZE

SERIES: 503480

MATERIAL NUMBER: SEE TABLE

CUSTOMER: GENERAL MARKET

SHEET NUMBER: 1 OF 1

DOCUMENT NUMBER: SD-503480-002

DOC TYPE: PSD

DOC PART: 001

REVISION: E2

**molex**

0.5 FPC CONN. E/O  
 EMBOSSSED TAPE PACKAGE

PRODUCT CUSTOMER DRAWING