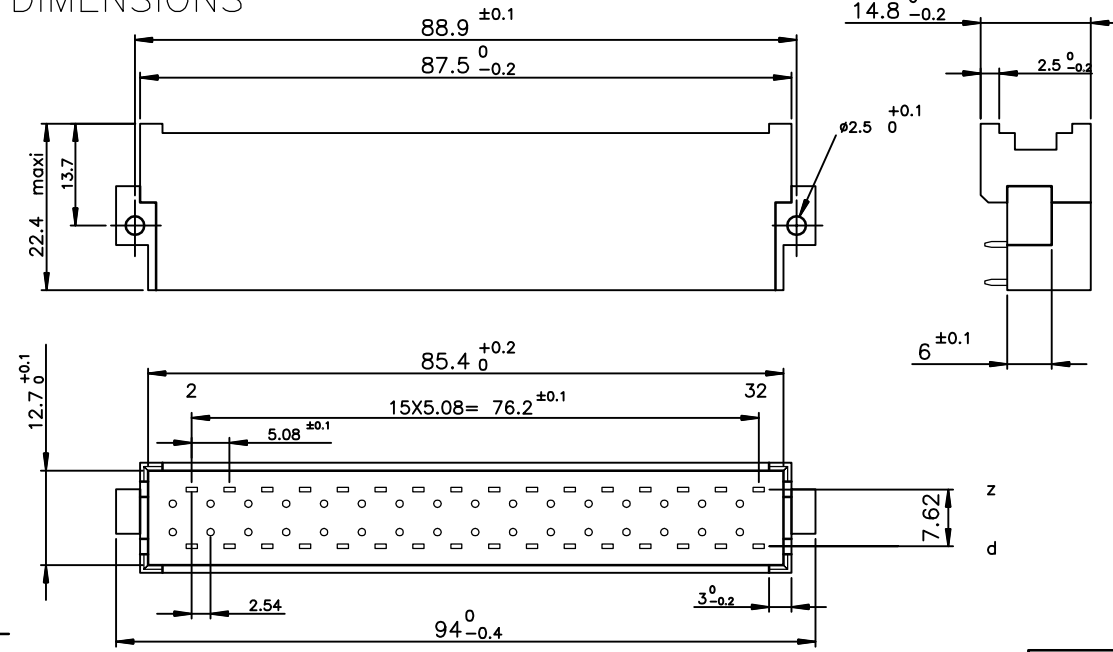


DIMENSIONS



ELECTRICAL DATA

- Current at AMB. 5.5 A at 20° / 4 A at 70°
- Contact resistance ≤15mΩ according to DIN 41640 Teil 4 test 2a
- Insulation resistance ≥10⁸ MΩ according to DIN 41640 teil 7 test 3a according to DIN 41640 teil 21
- TEST VOLTAGE contact/contact 1550 V
- contact/ground 2500 V

MECHANICAL DATA

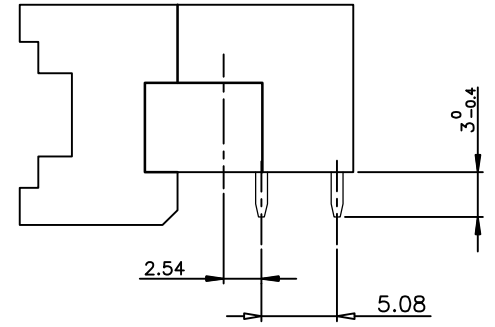
- Insertion force ≤75N
- Mechanical endurance 400 matings unmatings according to DIN41640 teil 21
- Material insulator Polycarbonate UL94V0
- Material contacts Copper alloy
- Finishing contact surface Gold over nickel Lead Free
- Finishing termination Lead-Free
- Schock ≤30mΩ according to DIN 41640 Teil 14 test 6c
- Vibration 10-500Hz/5g according to DIN 41640 Teil 15

ENVIRONMENTAL DATA

- Climatic category According to DIN 41612 - class 2
- Corrosion According to DIN 41612 - class 2

PERFORMANCES AS PER DIN 41612 STYLE F CLASS 2

TERMINATION

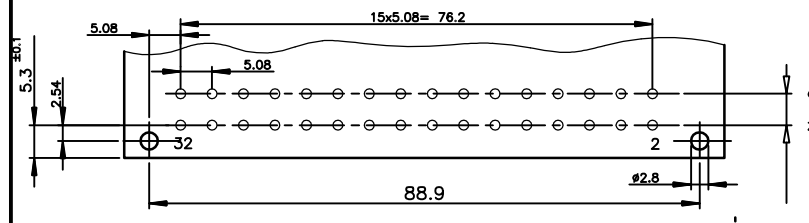


NOTE RoHS INFORMATION

- The "LF" products meet European Union Directives and other country regulations as described in GS-22-008.
- The housing will withstand exposure to 260°C peak temperature for 3.5 seconds in a wave solder application with a 1.6mm minimum thick circuit board.
- For the right angled versions, like the current leaded versions, it's recommended to use high temperature adhesive or metallic device, to protect the nearest plastic part in contact with of the solder wave, to avoid any visual plastic deterioration.

LEAD-FREE PART-NUMBER
5159009326354101LF

P.C. CARD DRILLING



rev	ecn no	dr	date
A	-	-	-
B	LS05-0119	-	2005/12/13
C	LS06-0022	LGO	2006/02/22
D	LS06-0095	LGO	2006/06/26
E	LS07-0288	LGO	2007/11/19
F	F10-0214	APA	2010/10/01
G	F12-0053	APA	2012/05/07

www.fciconnect.com		surface ISO 1302 ✓	tolerance std ISO 406 ISO 1101	projection mm
TOLERANCES UNLESS OTHERWISE SPECIFIED				
Dr	PESSON	2006/02/22	ANGULAR	LINEAR
Eng	PESSON	2006/02/22	0.X	±0.1
Chr	LEGARE	2006/02/22	0.XX	±0.1
Appr	LEGARE	2006/02/22	0.XXX	±0.1
Product family		DIN POWER		Spec ref -
title MALE CONNECTOR 2 ROW 32 CONTACTS			dwg no C01-5159-0016	Rev. G
catalog no		CUSTOMER		sheet 1 of 1

European Views



Copyright FCI.

REV F - 2008-04-17