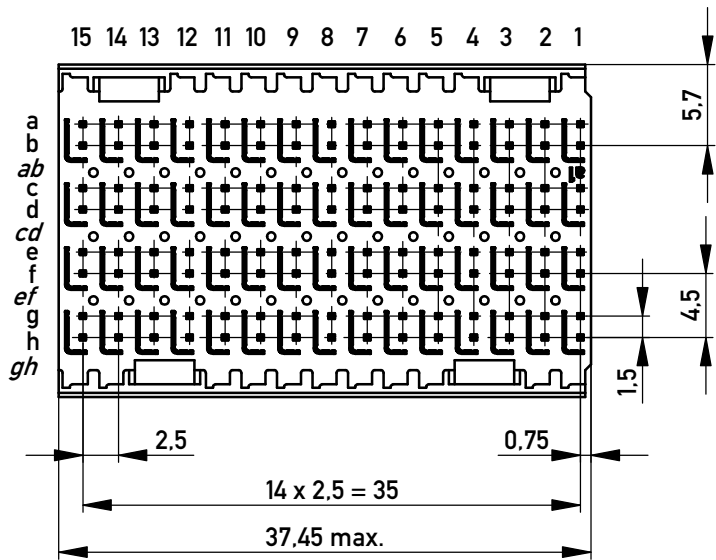
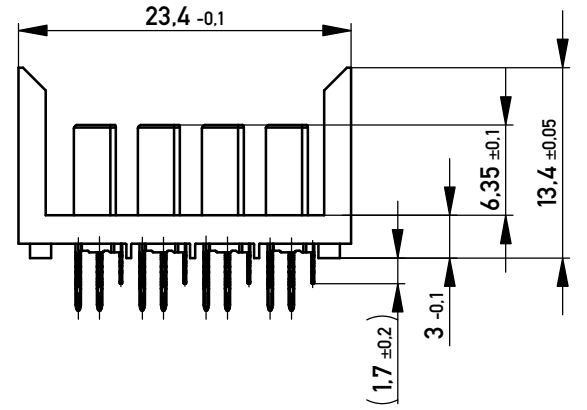
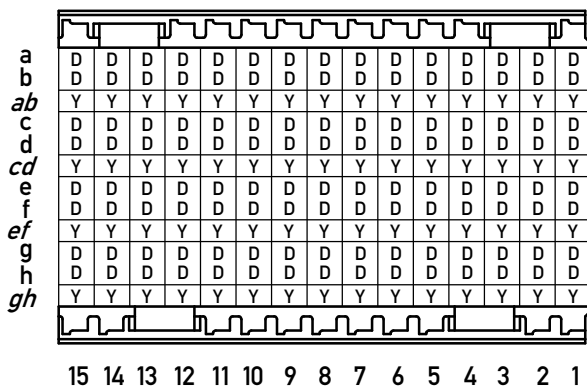


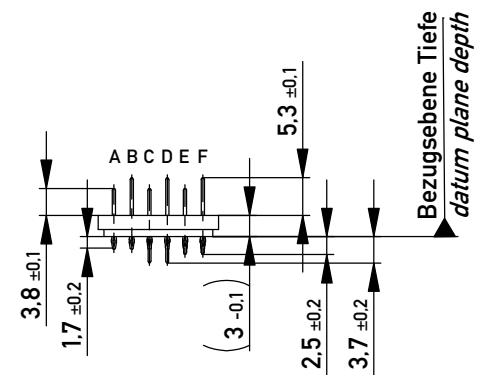
EN-Zone für durchkontaktierte Löcher $\phi 0,6 \pm 0,05$
compliant zone for through hole
 $\phi 0,6 \pm 0,05$



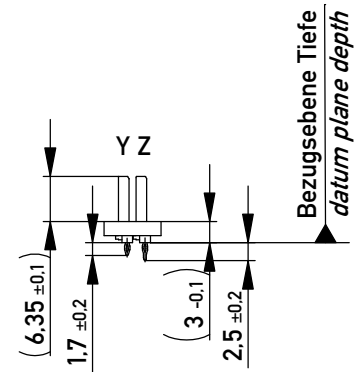
Bestückungsplan - *contact layout*



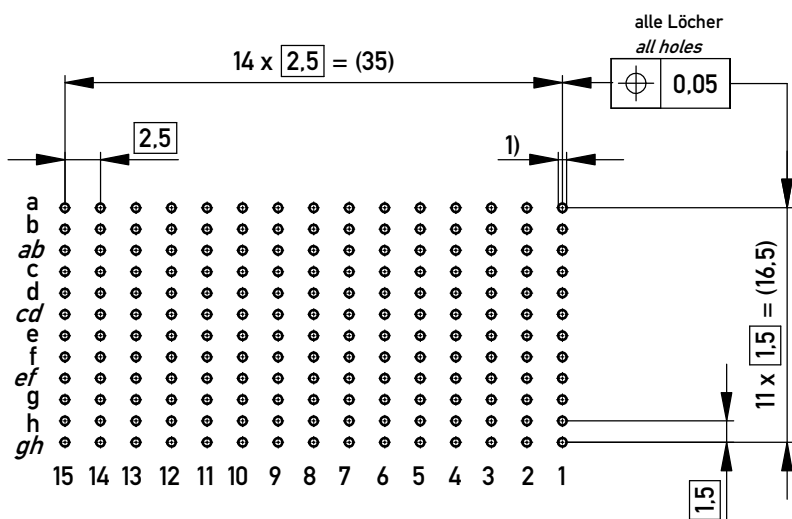
Kontaktversionen, Messerkontakte
contact selection options, male contacts



Kontaktversionen, Schirmmesser
contact selection options, shielding contacts



Lochbild für Leiterplatte *board hole pattern*
 (Bestückungsseite) *(component mounting side)*



1) $\phi 0,6 \pm 0,05$ Durchmesser des metallisierten Loches
 $\phi 0,6 \pm 0,05$ diameter of finished plated-through hole

Schichtaufbau im metallisierten Loch siehe Zeichnung 164062 Nr.1
metal plating of plated-through hole according to 164062 No.1

Information: D + Y
 siehe Bestückungsplan
see contact layout
 Anforderungsstufe 2 / class 2

Copyright by ERNI Production GmbH & Co. KG
 Proprietary notice pursuant to ISO 16116 to be observed.

Information:		Tolerances	Scale 2:1
All rights reserved. Only for Information. To ensure that this is the latest version of this drawing, please contact one of the ERNI companies before using.		All Dimensions in mm	
Subject to modification without prior notice. Drawing will not be updated.		Designation ERmet ZD Messerleiste 4-15 <i>ERmet ZD Male Connector 4-15</i>	
www.ERNI.com		973023	
d	12.03.2018	I	
Index	Date	A3	
		Class	ERMZD