

Bus coupler - AXL F BK EIP - 2688394

Please be informed that the data shown in this PDF Document is generated from our Online Catalog. Please find the complete data in the user's documentation. Our General Terms of Use for Downloads are valid (<http://phoenixcontact.com/download>)



Axioline F, Bus coupler, Ethernet / IP, RJ45 socket, Transmission speed in the local bus 100 MBit/s, Degree of protection IP20, including bus base module and Axioline connector

Product Description

The bus coupler represents the link between an EtherNet/IP™ network and the Axioline F system. Up to 63 Axioline F devices can be connected to an existing EtherNet/IP™ system using the bus coupler.

Why buy this product

- ✓ Up to 63 additional Axioline devices can be connected
- ✓ 2 RJ45 connections
- ✓ Transmission speed of 10 Mbps and 100 Mbps
- ✓ Rotary encoding switch
- ✓ BootP and DHCP
- ✓ Diagnostic and status indicators
- ✓ Firmware can be updated
- ✓ Typical cycle time of the Axioline F local bus is around 10 µs



EtherNet/IP

Key Commercial Data

Packing unit	1 STK
Weight per Piece (excluding packing)	240.000 g
Custom tariff number	85389091
Country of origin	Germany

Technical data

Dimensions

Width	45 mm
Height	125.9 mm

Bus coupler - AXL F BK EIP - 2688394

Technical data

Dimensions

Depth	74 mm
Note on dimensions	The depth is valid when a TH 35-7.5 DIN rail is used (according to EN 60715).

Ambient conditions

Ambient temperature (operation)	-25 °C ... 60 °C (Mounting position: wall mounting on horizontal DIN rail)
	-25 °C ... 55 °C (Mounting position: any)
Ambient temperature (storage/transport)	-40 °C ... 85 °C
Permissible humidity (operation)	5 % ... 95 % (non-condensing)
Permissible humidity (storage/transport)	5 % ... 95 % (non-condensing)
Air pressure (operation)	70 kPa ... 106 kPa (up to 3000 m above sea level)
Air pressure (storage/transport)	70 kPa ... 106 kPa (up to 3000 m above sea level)
Degree of protection	IP20

Connection data

Designation	Axioline F connector
Connection method	Push-in connection
Note on connection method	Please observe the information provided on conductor cross sections in the "Axioline F: system and installation" user manual.
Conductor cross section solid min.	0.2 mm ²
Conductor cross section solid max.	1.5 mm ²
Conductor cross section flexible min.	0.2 mm ²
Conductor cross section flexible max.	1.5 mm ²
Conductor cross section AWG min.	24
Conductor cross section AWG max.	16
Stripping length	8 mm

General

Mounting type	DIN rail
Net weight	177 g
Note on weight specifications	with connector and bus base module

Interfaces

Fieldbus system	EtherNet/IP™
Designation	EtherNet/IP™
Connection method	RJ45 socket
Note on connection method	Auto negotiation and autocrossing
Transmission speed	10/100 MBit/s (Half or full duplex mode (automatic detection, can be adjusted manually))
Transmission physics	Ethernet in RJ45 twisted pair

Bus coupler - AXL F BK EIP - 2688394

Technical data

Interfaces

Fieldbus system	Lokalbus
Designation	Axioline F local bus
Connection method	Bus base module
Transmission speed	100 MBit/s
Designation	Service
Connection method	Micro USB type B

System limits of the bus coupler

Number of supported devices	max. 63 (per station)
Number of local bus devices that can be connected	max. 63

Axioline potentials

Supply of communications power U_L	24 V DC
Current consumption from U_L	typ. 105 mA (without I/Os and $U_L = 24$ V)
	max. 583 mA (with 2 A at U_{Bus} for the I/Os and $U_L = 24$ V)
Communications power U_{Bus}	5 V DC (via bus base module)
Current supply at U_{Bus}	2 A

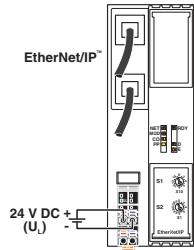
Standards and Regulations

Mechanical tests	Vibration resistance in acc. with EN 60068-2-6/IEC 60068-2-6 5g
	Shock in acc. with EN 60068-2-27/IEC 60068-2-27 30g
	Continuous shock according to EN 60068-2-27/IEC 60068-2-27 10g
Protection class	III, IEC 61140, EN 61140, VDE 0140-1

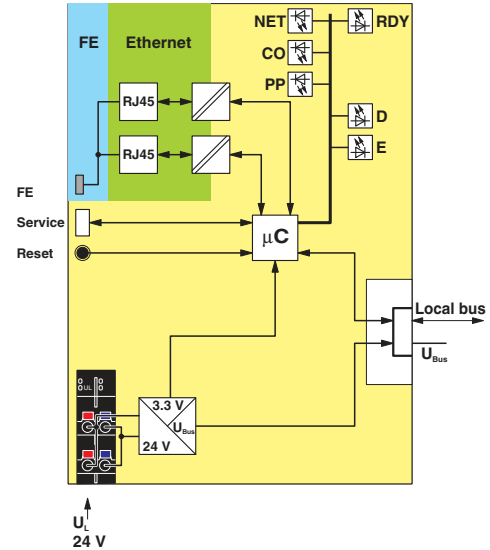
Drawings

Bus coupler - AXL F BK EIP - 2688394

Connection diagram

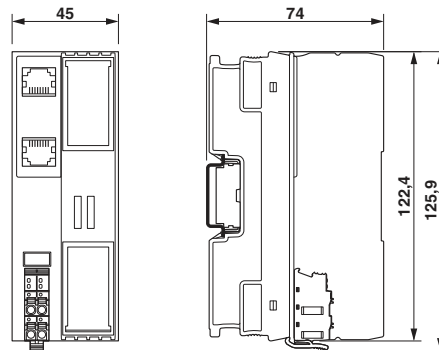


Block diagram



Internal wiring of the terminal points

Dimensional drawing



Classifications

eCl@ss

eCl@ss 4.0	27240490
eCl@ss 4.1	27240490
eCl@ss 5.0	27242208
eCl@ss 5.1	27242608
eCl@ss 6.0	27242608
eCl@ss 7.0	27242608
eCl@ss 8.0	27242608

Bus coupler - AXL F BK EIP - 2688394

Classifications

eCl@ss

eCl@ss 9.0	27242608
------------	----------

ETIM

ETIM 3.0	EC001604
ETIM 4.0	EC001604
ETIM 5.0	EC001604

UNSPSC

UNSPSC 6.01	43172015
UNSPSC 7.0901	43201404
UNSPSC 11	39121311
UNSPSC 12.01	39121311
UNSPSC 13.2	39121311

Approvals


Approvals


Approvals


UL Listed / cUL Listed / cULus Listed

Ex Approvals

Approval details

UL Listed  http://database.ul.com/cgi-bin/XYV/template/LISEXT/1FRAME/index.htm FILE E 238705

cUL Listed  http://database.ul.com/cgi-bin/XYV/template/LISEXT/1FRAME/index.htm FILE E 238705
--

cULus Listed 
--

Bus coupler - AXL F BK EIP - 2688394

Accessories

Accessories

Data cable by the meter

Cable - FL CAT5 HEAVY - 2744814



CAT5-SF/UTP cable (J-02YS(ST)C HP 2 x 2 x 24 AWG), heavy-duty installation cable, 2 x 2 x 0.22 mm², solid conductor, shielded, outer sheath: 7.8 mm diameter, inner sheath: 5.75 mm ± 0.15 mm diameter

Network cable - FL CAT5 FLEX - 2744830



CAT5-SF/UTP cable (J-LI02YS(ST)C H 2 x 2 x 26 AWG), light-duty, flexible installation cable 2 x 2 x 0.14 mm², stranded, shielded, outer sheath: 5.75 mm ± 0.15 mm diameter

Device marking

Insert label - EMT (35X18,7)R - 0801831



Insert label, Roll, white, unlabeled, can be labeled with: THERMOMARK ROLL, THERMOMARK ROLL X1, THERMOMARK X, THERMOMARK S1.1, Mounting type: snapped into marker carrier, Lettering field: 35 x 18.7 mm

DIN rail connector

Bus connector - AXL BS BK - 2701422



Axioline F bus base module for housing type BK

Plug

Bus coupler - AXL F BK EIP - 2688394

Accessories

Plug - AXL CN S/UL - 2701421



Axioline F short power connector (for e.g., AXL F BK ...)

RJ45 connector - FL PLUG RJ45 GR/2 - 2744856



RJ45 connector, shielded, with bend protection sleeve, 2 pieces, gray for straight cables, for assembly on site. For connections that are not crossed, it is recommended that you use the connector set with gray bend protection sleeve.

RJ45 connector - FL PLUG RJ45 GN/2 - 2744571



RJ45 connector, shielded, with bend protection sleeve, 2 pieces, green for crossed cables, for assembly on site. For connections that are crossed, it is recommended that the connector set with green bend protection sleeves is used.

Programming cable

Connecting cable - CAB-USB A/MICRO USB B/2,0M - 2701626



Connecting cable, for connecting the controller to a PC for PC Worx and LOGIC+, USB A to micro USB B, 2 m in length.

Terminal marking

Zack marker strip - ZB 20,3 AXL UNPRINTED - 0829579



Zack marker strip for Axioline F (device labeling), in 2 x 20.3 mm pitch, unprinted, 25-section, for individual labeling with B-STIFT 0.8, X-PEN, or CMS-P1-PLOTTER

Bus coupler - AXL F BK EIP - 2688394

Accessories

Zack Marker strip, flat - ZBF 10/5,8 AXL UNPRINTED - 0829580



Zack marker strip, flat, in 10 mm pitch, unprinted, 10-section, for individual labeling with M-PEN 0,8, X-PEN, or CMS-P1-PLOTTER

Universal tools

Assembly tool - FL CRIMPTOOL - 2744869



Crimping pliers, for assembling the RJ45 plugs FL PLUG RJ45..., for assembly on site