

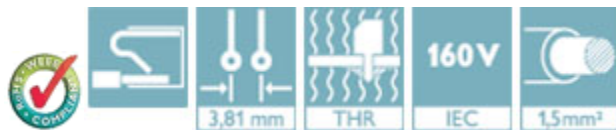
## PCB terminal block - SPT-THR 1,5/ 7-V-3,81 P20 R44 - 1823353

Please be informed that the data shown in this PDF Document is generated from our Online Catalog. Please find the complete data in the user's documentation. Our General Terms of Use for Downloads are valid (<http://phoenixcontact.com/download>)



The illustration shows the 10-position version

PCB terminal block, Nominal current: 13.5 A, Nom. voltage: 160 V, Pitch: 3.81 mm, Number of positions: 7, Connection method: Push-in spring connection, Mounting: THR soldering, Conductor/PCB connection direction: 90 °, Color: black, Sample values available under SAMPLE SPT...



### Key Commercial Data

|                                      |          |
|--------------------------------------|----------|
| Packing unit                         | 1 pc     |
| Minimum order quantity               | 200 pc   |
| Weight per Piece (excluding packing) | 5.5 g    |
| Custom tariff number                 | 85369010 |
| Country of origin                    | Germany  |

### Technical data

#### Dimensions

|                          |              |
|--------------------------|--------------|
| Length                   | 7.7 mm       |
| Pitch                    | 3.81 mm      |
| Dimension a              | 22.86 mm     |
| Width                    | 26.86 mm     |
| Height                   | 13.6 mm      |
| Length of the solder pin | 2 mm         |
| Pin dimensions           | 0,7 x 0,3 mm |
| Pin spacing              | 5.5 mm       |
| Hole diameter            | 1.1 mm       |

#### General

|                           |                   |
|---------------------------|-------------------|
| Range of articles         | SPT 1,5/...-V-THR |
| Insulating material group | IIIa              |

## PCB terminal block - SPT-THR 1,5/ 7-V-3,81 P20 R44 - 1823353

### Technical data

#### General

|  |                     |
|--|---------------------|
| Rated surge voltage (III/3)            | 2.5 kV              |
| Rated surge voltage (III/2)            | 2.5 kV              |
| Rated surge voltage (II/2)             | 2.5 kV              |
| Rated voltage (III/3)                  | 160 V               |
| Rated voltage (III/2)                  | 160 V               |
| Rated voltage (II/2)                   | 320 V               |
| Connection in acc. with standard       | EN-VDE              |
| Nominal current I <sub>N</sub>         | 13.5 A              |
| Nominal cross section                  | 1.5 mm <sup>2</sup> |
| Insulating material                    | LCP                 |
| Solder pin surface                     | Sn                  |
| Flammability rating according to UL 94 | V0                  |
| Stripping length                       | 8 mm                |
| Number of positions                    | 7                   |

#### Connection data

|  |                      |
|--|----------------------|
| Conductor cross section solid min.   | 0.2 mm <sup>2</sup>  |
| Conductor cross section solid max.   | 1.5 mm <sup>2</sup>  |
| Conductor cross section flexible min.                                      | 0.2 mm <sup>2</sup>  |
| Conductor cross section flexible max.                                      | 1.5 mm <sup>2</sup>  |
| Conductor cross section flexible, with ferrule without plastic sleeve min. | 0.2 mm <sup>2</sup>  |
| Conductor cross section flexible, with ferrule without plastic sleeve max. | 1.5 mm <sup>2</sup>  |
| Conductor cross section flexible, with ferrule with plastic sleeve min.    | 0.2 mm <sup>2</sup>  |
| Conductor cross section flexible, with ferrule with plastic sleeve max.    | 0.75 mm <sup>2</sup> |
| Conductor cross section AWG min.   | 24                   |
| Conductor cross section AWG max.   | 16                   |

#### Standards and Regulations

|  |        |
|--|--------|
| Connection in acc. with standard       | EN-VDE |
| Flammability rating according to UL 94 | V0     |

### Classifications

#### eCl@ss

|            |          |
|------------|----------|
| eCl@ss 4.0 | 27141111 |
| eCl@ss 4.1 | 27141109 |
| eCl@ss 5.0 | 27141190 |
| eCl@ss 5.1 | 27141190 |

# PCB terminal block - SPT-THR 1,5/ 7-V-3,81 P20 R44 - 1823353

## Classifications

### eCl@ss

|            |          |
|------------|----------|
| eCl@ss 6.0 | 27261101 |
| eCl@ss 7.0 | 27440401 |
| eCl@ss 8.0 | 27440401 |
| eCl@ss 9.0 | 27440401 |

### ETIM

|          |          |
|----------|----------|
| ETIM 3.0 | EC001121 |
| ETIM 4.0 | EC002643 |
| ETIM 5.0 | EC002643 |

### UNSPSC

|               |          |
|---------------|----------|
| UNSPSC 6.01   | 30211801 |
| UNSPSC 7.0901 | 39121432 |
| UNSPSC 11     | 39121432 |
| UNSPSC 12.01  | 39121432 |
| UNSPSC 13.2   | 39121432 |

## Approvals

### Approvals


#### Approvals

UL Recognized / cUL Recognized / EAC / EAC / cULus Recognized

#### Ex Approvals

#### Approvals submitted

### Approval details

|   |       |       |
|---|-------|-------|
| UL Recognized  |       |       |
|   | B     | D     |
| mm <sup>2</sup> /AWG/kcmil  | 24-16 | 24-16 |
| Nominal current I <sub>N</sub>  | 10 A  | 10 A  |

# PCB terminal block - SPT-THR 1,5/ 7-V-3,81 P20 R44 - 1823353

## Approvals

|                    | B     | D     |
|--------------------|-------|-------|
| Nominal voltage UN | 300 V | 300 V |

| cUL Recognized             |       |       |
|----------------------------|-------|-------|
|                            | B     | D     |
| mm <sup>2</sup> /AWG/kcmil | 24-16 | 24-16 |
| Nominal current IN         | 10 A  | 10 A  |
| Nominal voltage UN         | 300 V | 300 V |

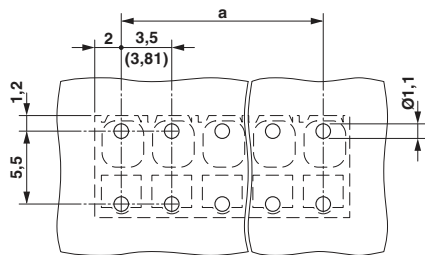
|     |
|-----|
| EAC |
|-----|

|     |
|-----|
| EAC |
|-----|

|                  |
|------------------|
| cULus Recognized |
|------------------|

## Drawings

Drilling diagram



Dimensional drawing

