

284865-4 ✓ ACTIVE

RAST


TE Internal #: 284865-4

Standard Edge Connectors, Wire-to-Board, 4 Position, .098 in [2.5 mm] Centerline, Insulation Displacement (IDC), 1 Row, Black, PBT GF, Fully Loaded

[View on TE.com >](#)



Connectors > PCB Connectors > Card Edge Connectors > Standard Edge Connectors



Connector System: **Wire-to-Board**

Number of Positions: **4**

Centerline (Pitch): **2.5 mm [.098 in]**

Termination Method to Wire & Cable: **Insulation Displacement (IDC)**

Number of Rows: **1**

Features

Product Type Features

Connector System	Wire-to-Board
Connector & Housing Type	Receptacle
Connector & Contact Terminates To	Printed Circuit Board

Configuration Features

Card Entry Style	Side
Number of Insulation Displacement Slots	4
Compatible With Wire & Cable Type	Discrete Wire
Number of Positions	4
Number of Rows	1
Connector Contact Load Condition	Fully Loaded
PCB Mount Orientation	Right Angle

Electrical Characteristics

Operating Voltage	63 VAC
-------------------	--------

Body Features



Keying Between Cavity Locations	1&2
---------------------------------	-----

Primary Product Color	Black
-----------------------	-------

Contact Features

Contact Retention Within Housing	Without
----------------------------------	---------

PCB Contact Termination Area Plating Material Thickness	4 – 10 μ m
---	----------------

Contact Type	Socket
--------------	--------

Contact Mating Area Plating Material	Tin
--------------------------------------	-----

Contact Base Material	Phosphor Bronze
-----------------------	-----------------

Contact Current Rating (Max)	2 A
------------------------------	-----

Termination Features

Termination Method to Wire & Cable	Insulation Displacement (IDC)
------------------------------------	-------------------------------

Mechanical Attachment

Mating Alignment Type	Keyed
-----------------------	-------

Mating Retention	With
------------------	------

Mating Alignment	With
------------------	------

PCB Mount Alignment	With
---------------------	------

PCB Mount Retention	With
---------------------	------

Connector Mounting Type	Board Mount
-------------------------	-------------

Housing Features

Housing Entry Configuration	Both Ends Closed
-----------------------------	------------------

Centerline (Pitch)	2.5 mm [.098 in]
--------------------	------------------

Housing Material	PBT GF
------------------	--------

Dimensions

Card Slot Depth	5 mm
-----------------	------

Connector Height	7.35 mm
------------------	---------

PCB Thickness (Recommended)	1.5 mm [.059 in]
-----------------------------	------------------

Compatible Insulation Diameter Range	1.3 – 2.1 mm [.05 – .08 in]
--------------------------------------	-----------------------------

Wire Size	.22 – .35 mm ²
-----------	---------------------------

Usage Conditions

Operating Temperature Range	-40 – 110 °C [-40 – 230 °F]
-----------------------------	-----------------------------

Operation/Application

Circuit Application	Signal
---------------------	--------



Packaging Features

Packaging Quantity	364
Packaging Method	Tray

Product Compliance

[For compliance documentation, visit the product page on TE.com>](#)

EU RoHS Directive 2011/65/EU	Compliant
EU ELV Directive 2000/53/EC	Compliant
China RoHS 2 Directive MIIT Order No 32, 2016	No Restricted Materials Above Threshold
EU REACH Regulation (EC) No. 1907/2006	Current ECHA Candidate List: JUNE 2023 (235) Candidate List Declared Against: JAN 2023 (233) Does not contain REACH SVHC
Halogen Content	Not Low Halogen - contains Br or Cl > 900 ppm.
Solder Process Capability	Not applicable for solder process capability



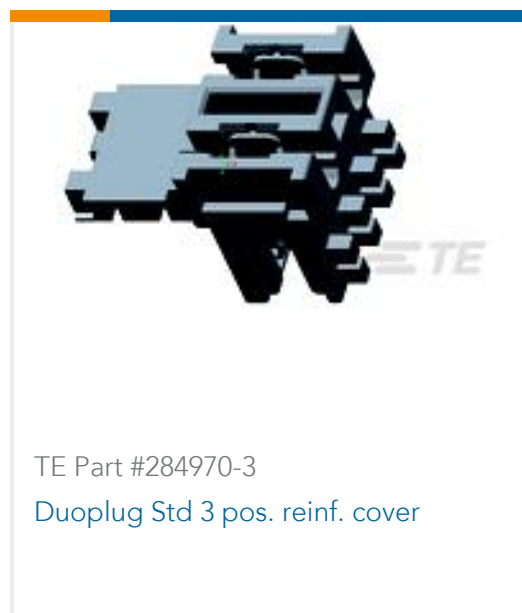


Product Compliance Disclaimer

This information is provided based on reasonable inquiry of our suppliers and represents our current actual knowledge based on the information they provided. This information is subject to change. The part numbers that TE has identified as EU RoHS compliant have a maximum concentration of 0.1% by weight in homogenous materials for lead, hexavalent chromium, mercury, PBB, PBDE, DBP, BBP, DEHP, DIBP, and 0.01% for cadmium, or qualify for an exemption to these limits as defined in the Annexes of Directive 2011/65/EU (RoHS2). Finished electrical and electronic equipment products will be CE marked as required by Directive 2011/65/EU. Components may not be CE marked. Additionally, the part numbers that TE has identified as EU ELV compliant have a maximum concentration of 0.1% by weight in homogenous materials for lead, hexavalent chromium, and mercury, and 0.01% for cadmium, or qualify for an exemption to these limits as defined in the Annexes of Directive 2000/53/EC (ELV). Regarding the REACH Regulation, the information TE provides on SVHC in articles for this part number is based on the latest European Chemicals Agency (ECHA) 'Guidance on requirements for substances in articles' posted at this URL: <https://echa.europa.eu/guidance-documents/guidance-on-reach>

Compatible Parts

 <p>TE Part # 2306286-4 4P DUOPLUG MARK II SIDE LOCKING, FUL</p>	 <p>TE Part # 2402731-4 Same as 284865-4 w/ alternative resin</p>
---	---

Customers Also Bought



Documents

CAD Files

3D PDF

3D

Customer View Model

[ENG_CVM_CVM_284865-4_B.2d_dxf.zip](#)

English

Customer View Model

[ENG_CVM_CVM_284865-4_B.3d_igs.zip](#)

English

Customer View Model

[ENG_CVM_CVM_284865-4_B.3d_stp.zip](#)

English

By downloading the CAD file I accept and agree to the [Terms and Conditions](#) of use.

Datasheets & Catalog Pages

[1654742_HOUSEHOLD_APPLIANCES_RAST5](#)

English

Product Specifications



Application Specification

English

Product Environmental Compliance

[MD_284865-4_06052018121_dmtec](#)

English

[MD_284865-4_06052018121_dmtec](#)

English

Agency Approvals

[Agency Approval Document](#)

English