



Data sheet | Item number: 789-323

Relay module; Nominal input voltage: 24 VDC; 1 make contact; Limiting continuous current: 16 A; for lamp loads; Manual/OFF/Auto switch; Red status indicator; Module width: 18 mm; 2,50 mm²; gray



www.wago.com/789-323



Color:

Item description

Short description:

Subject to changes. Please also observe the further product documentation!

WAGO GmbH & Co. KG
Hansastr. 27
32423 Minden
Phone: +49571 887-0 | Fax: +49571 887-169
Email: info.de@wago.com | Web: www.wago.com

Do you have any questions about our products?
We are always happy to take your call at +49 (571) 887-44222.



WAGO's switching relays (789 Series) serve a wide variety of applications, from basic lighting control – homes, hotels and commercial structures – to comprehensive industrial control cabinets. Just 17.5 mm (0.689 inch) wide, the compact DIN-rail-mount enclosure is ideal for distribution boards and meter cabinets.

Data

Notes

Note	To protect the relay coils and contacts, inductive loads must be dampened with an effective protection circuit.
------	---

Technical data

Control Circuit

Nominal input voltage U_N	DC 24 V
Input voltage range	-15 ... +20 %
Nominal input current at U_N	19 mA
Power loss (max.) $P_{I(max)}$	0.7 W

Load circuit

Number of make/switch-on contacts	1
Contact material (relay)	AgSnO ₂
Limiting continuous current	16 A
Inrush current (resistive) max.	(AC) 120 A / 0.05 s
Switching voltage (max.)	AC 250 V
Switching power (resistive) max.	AC 4000 VA
Recommended minimum load	12 V / 10 mA
Pull-in time (typ.)	15 ms
Drop-out time (typ.)	5 ms
Electrical life (NO; resistive load; 23 °C)	100 x 10 ³ switching operations
Mechanical life	10 x 10 ⁶ switching operations

Signaling

Status indicator	Red LED
------------------	---------

Subject to changes. Please also observe the further product documentation!



Safety and protection

Rated voltage	300 V
Overvoltage category	III
Pollution degree	2
Dielectric strength (control/load circuit) (AC, 1 min)	4 kVrms
Dielectric strength (open contact) (AC, 1 min)	1 kVrms
Insulation type (control/load circuit)	Reinforced insulation (safe isolation)
Insulation type (open contact)	Functional insulation
Insulation type (adjacent devices)	Reinforced insulation (safe isolation)
Protection type	IP20

Connection data

Connection technology	CAGE CLAMP®
Solid conductor	0.2 ... 2.5 mm ² / 24 ... 14 AWG
Fine-stranded conductor	0.2 ... 2.5 mm ² / 24 ... 14 AWG
Strip length	9 ... 10 mm / 0.35 ... 0.39 inches

Physical data

Width	17.5 mm / 0.689 inches
Height	90 mm / 3.543 inches
Depth from upper-edge of DIN-rail	55 mm / 2.165 inches

Mechanical data

Housing design	DIN-rail-mount enclosure
Mounting type	DIN-35 rail

Material Data

Color	gray
Fire load	5.209 MJ
Weight	54.2 g

Environmental requirements

Ambient temperature (operation at U _N)	-20 ... +40 °C
Ambient temperature (storage)	-40 ... +70 °C
Processing temperature	-25 ... +50 °C

Subject to changes. Please also observe the further product documentation!



Temperature range of connection cable	$\geq (T_{\text{ambient}} + 30 \text{ K})$
Relative humidity	75% (no condensation permissible)
Operating altitude (max.)	2000 m

Standards and specifications

Standards/specifications	EN 61010-2-201
--------------------------	----------------

Commercial data

Product Group	6 (INTERFACE ELECTRONIC)
eCl@ss 10.0	27-14-23-09
eCl@ss 9.0	27-14-23-09
ETIM 8.0	EC001437
ETIM 7.0	EC001437
PU (SPU)	10 (1) pcs
Packaging type	box
Country of origin	DE
GTIN	4045454550608
Customs tariff number	85364900990

Environmental Product Compliance

CAS-No.	7439-92-1 79-94-7
REACH Candidate List Substance	2,2',6,6'-tetrabromo-4,4'-isopropylidenediphenol Lead
RoHS Compliance Status	Compliant,With Exemption
RoHS Exemption	7(a)
SCIP notification number (Bulgaria)	04d62323-a5d8-4624-ab8c-cd7d193bc386
SCIP notification number (Czech Republic)	5f71289a-02f6-48a4-9c1b-34b706ba1bee

Approvals / Certificates

General approvals

Logo	Approval	Additional Approval Text	Certificate name
	EAC Brjansker Zertifizierungsstelle	TP TC 004/2011	EAC RU C-DE.AM02. B.00122 /19

Subject to changes. Please also observe the further product documentation!

WAGO GmbH & Co. KG
Hansastr. 27
32423 Minden
Phone: +49571 887-0 | Fax: +49571 887-169
Email: info.de@wago.com | Web: www.wago.com

Do you have any questions about our products?
We are always happy to take your call at +49 (571) 887-44222.



Declarations of conformity and manufacturer's declarations

Logo	Approval	Additional Approval Text	Certificate name
	EU-Declaration of Conformity WAGO GmbH & Co. KG	-	-
	UK-Declaration of Conformity WAGO GmbH & Co. KG	-	-

Optional accessories

Jumpers

Jumper		
	Item no.: 789-112 Jumper; 12-way; silver-colored	www.wago.com/789-112

Ferrule

Ferrule		
	Item no.: 216-241 Ferrule; Sleeve for 0.5 mm ² / 20 AWG; insulated; electro-tin plated; electrolytic copper; gastight crimped; acc. to DIN 46228, Part 4/09.90; white	www.wago.com/216-241
	Item no.: 216-242 Ferrule; Sleeve for 0.75 mm ² / 18 AWG; insulated; electro-tin plated; electrolytic copper; gastight crimped; acc. to DIN 46228, Part 4/09.90; gray	www.wago.com/216-242
	Item no.: 216-243 Ferrule; Sleeve for 1 mm ² / AWG 18; insulated; electro-tin plated; electrolytic copper; gastight crimped; acc. to DIN 46228, Part 4/09.90; red	www.wago.com/216-243
	Item no.: 216-244 Ferrule; Sleeve for 1.5 mm ² / AWG 16; insulated; electro-tin plated; electrolytic copper; gastight crimped; acc. to DIN 46228, Part 4/09.90; black	www.wago.com/216-244

Tool

Operating tool		
	Item no.: 210-720 Operating tool; Blade: 3.5 x 0.5 mm; with a partially insulated shaft; multicoloured	www.wago.com/210-720

Downloads

Documentation

Bid Text

789-323 docx - Datei	2019 年2月20 日	docx 17.2 kB	Download
789-323	2019 年2月19 日	xml	Download

Subject to changes. Please also observe the further product documentation!

WAGO GmbH & Co. KG
Hansastr. 27
32423 Minden
Phone: +49571 887-0 | Fax: +49571 887-169
Email: info.de@wago.com | Web: www.wago.com

Do you have any questions about our products?
We are always happy to take your call at +49 (571) 887-44222.



X81 - Datei		4.5 kB	
ausschreiben.de 789-323		URL	Download
Instruction Leaflet			
		pdf 1.3 MB	Download
Additional Information			
Disposal and Recycling	V 1.1.0	pdf	Download
Electrical and electronic equipment, Batteries, Packaging	2022 年8月18 日	2.2 MB	

CAD/CAE-Data

CAE data

EPLAN Data Portal 789-323		URL	Download
ZUKEN Portal 789-323		URL	Download
WSCAD Universe 789-323		URL	Download

CAD data

2D/3D Models 789-323		URL	Download
--------------------------------------	--	-----	----------

Environmental Product Compliance

Compliance Search

Environmental Product Compliance 789-323		URL	Download
Relay module; Nominal input voltage: 24 VDC; 1 make contact; Limiting continuous current: 16 A; for lamp loads; Manual/OFF/Auto switch; Red status indicator; Module width: 18 mm; 2,50 mm ² ; gray			

Installation Notes

Conductor termination

Subject to changes. Please also observe the further product documentation!




Inserting a conductor.

Commoning



Easy commoning via adjacent jumpers.

Marking



Marking via Mini-WSB Quick Marking System.

Subject to changes. Please also observe the further product documentation!