

# JST

Hand crimping tool  
Type: WC-490

## Features

Parallel action operation

Ratchet release

Easy readjustment of load

Contact locator with insulation-stop

Precisely ground profiles

Ergonomic soft grips colour: green

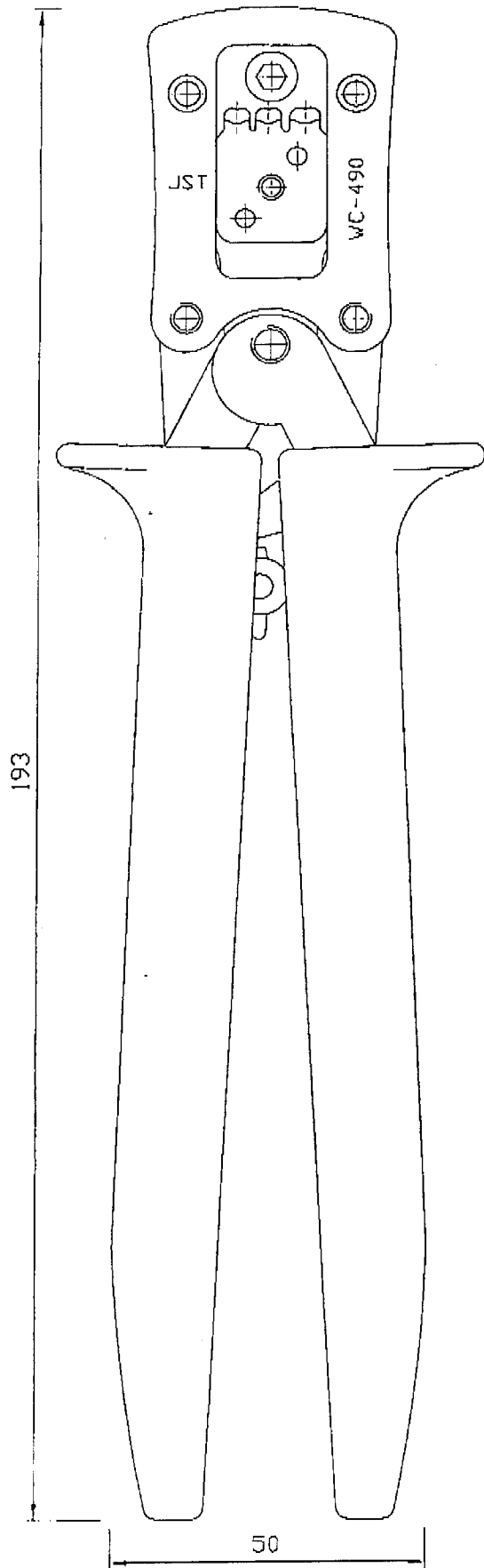
Fully recyclable

Applicable terminal:  
< >ZH-003T-(P)0.5

Cross section range:  
Profile 1: 32 AWG  
Profile 2: 30 AWG  
Profile 3: 28 AWG

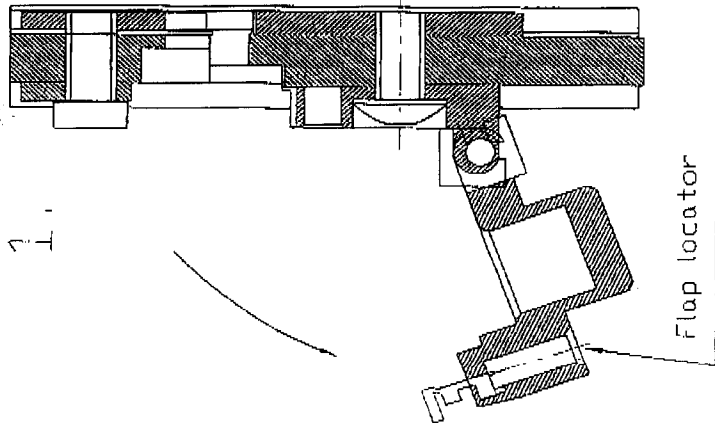
Crimp height specification  
32 AWG - 0.42mm-0.47mm  
30 AWG - 0.47mm-0.52mm  
28 AWG - 0.52mm-0.57mm

Operating instructions see overleaf



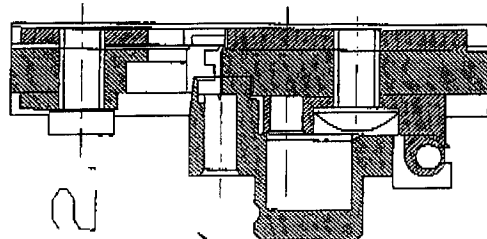
DWG: JUKCT-008-02-00

# OPERATION INSTRUCTIONS



1. Open flap locator and insert contact up to stop.

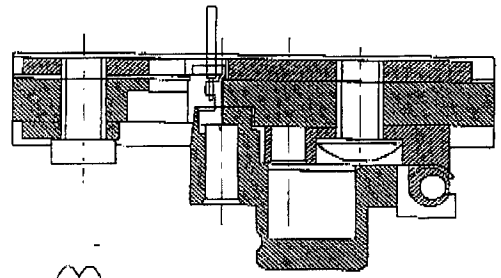
2. Close flap locator.



Insulation stop

3. Close handtool until first ratchet.

4. Insert wire up to stop.



5. Close handtool until the ratchet releases.

6. Open flap locator and carefully remove the wire.

