

NFZ2MSD900SN10#

“#” indicates a package specification code.

In Production

RoHS

REACH

< List of part numbers with package codes >

NFZ2MSD900SN10L

Applications

| | |
|--------------------------|--|
| Unsuitable Applications | Please be sure to read and comply with these "Precautions for use." |
| Specific Applications | Consumer equipment, Medical equipment [GHTF A/B/C] except for implant & operation & auto-dispenser equipment, Industrial equipment except for transportation & facility & energy equipment Please refer to Our Website and specifications, etc. for information about the performance, functions, quality, management, and safety required for the above applications, and use Products after confirming the performance and reliability of the actual Product. |
| Recommended Applications | Consumer equipment |

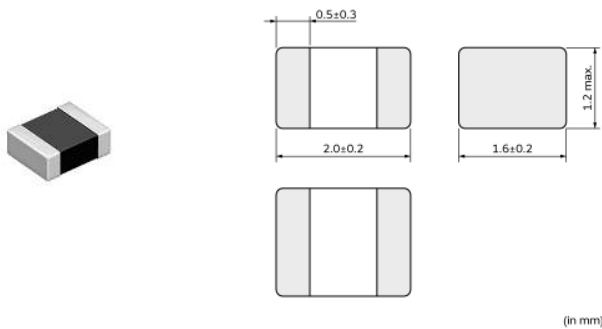
Packaging Information

| Packaging | Specifications | Standard Packing Quantity |
|-----------|---------------------|---------------------------|
| L | 180mm Embossed Tape | 3000 |

Features

1. NFZ2MSD_SN is a noise filter designed for noise suppression of audio lines such as PC and AV equipment.
2. Can be used in high current circuits due to its low DC resistance.
3. Low magnetic flux leakage with magnetically shielded structure.
4. Meets 125°C maximum operating temperature.

Appearance & Shape



Attention

1. This datasheet is downloaded from the website of Murata Manufacturing Co., Ltd. Therefore, its specifications are subject to change or our products in it may be discontinued without advance notice. Please check with our sales representatives or product engineers before ordering.
2. This datasheet has only typical specifications because there is no space for detailed specifications. Therefore, please review our product specifications or consult the approval sheet for product specifications before ordering.

NFZ2MSD900SN10#

“#” indicates a package specification code.



Specifications

| | |
|---|----------------|
| Shape | SMD |
| Size Code (in inch) | 0806 |
| Length | 2.0mm |
| Length Tolerance | ±0.2mm |
| Width | 1.6mm |
| Width Tolerance | ±0.2mm |
| Thickness | 1.2mm |
| Thickness Tolerance | max. |
| Operating Temperature Range | -40°C to 85°C |
| Operating Temperature Range (Self-temperature rise is included) | -40°C to 125°C |
| Mass(typ.) | 0.0188g |
| Number of Circuit | 1 |
| Rated Current (at 85°C) | 2A |
| DC Resistance(max.) | 95mΩ |
| DC Resistance | 95mΩ max. |
| Impedance (at 10MHz) | 90Ω |
| Impedance (at 10MHz) Tolerance | ±30% |
| Size Code (in mm) | 2016 |

Attention

1.This datasheet is downloaded from the website of Murata Manufacturing Co., Ltd. Therefore, it's specifications are subject to change or our products in it may be discontinued without advance notice. Please check with our sales representatives or product engineers before ordering.

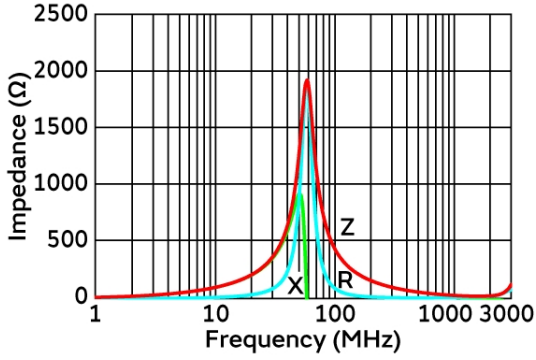
2.This datasheet has only typical specifications because there is no space for detailed specifications.

Therefore, please review our product specifications or consult the approval sheet for product specifications before ordering.

NFZ2MSD900SN10#

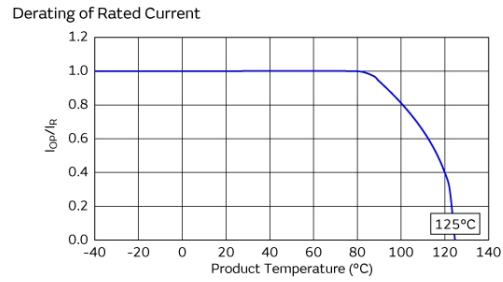
“#” indicates a package specification code.

Product Data

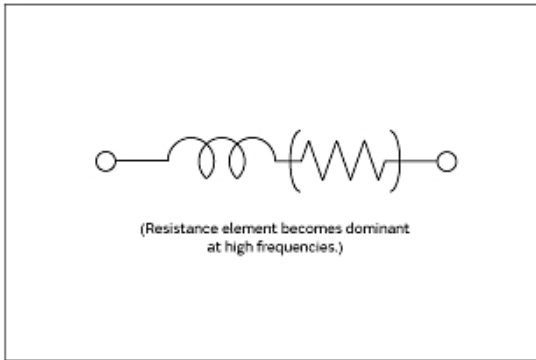


Impedance-Frequency Characteristics

Max. current (DC, AC) as function of product temperature (derating curve).



Derating of Rated Current



Equivalent Circuit

Attention

- 1.This datasheet is downloaded from the website of Murata Manufacturing Co., Ltd. Therefore, it's specifications are subject to change or our products in it may be discontinued without advance notice. Please check with our sales representatives or product engineers before ordering.
- 2.This datasheet has only typical specifications because there is no space for detailed specifications. Therefore, please review our product specifications or consult the approval sheet for product specifications before ordering.