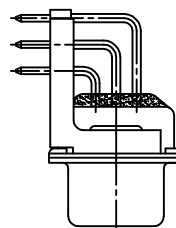
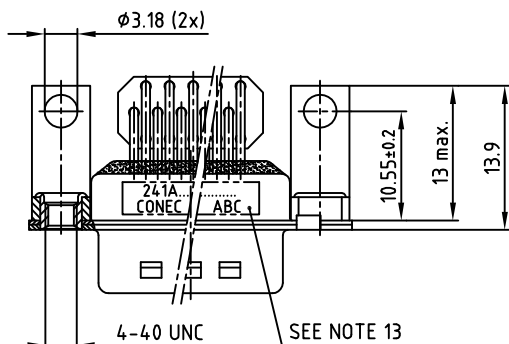
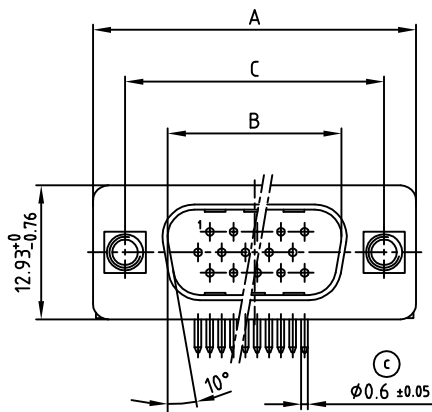
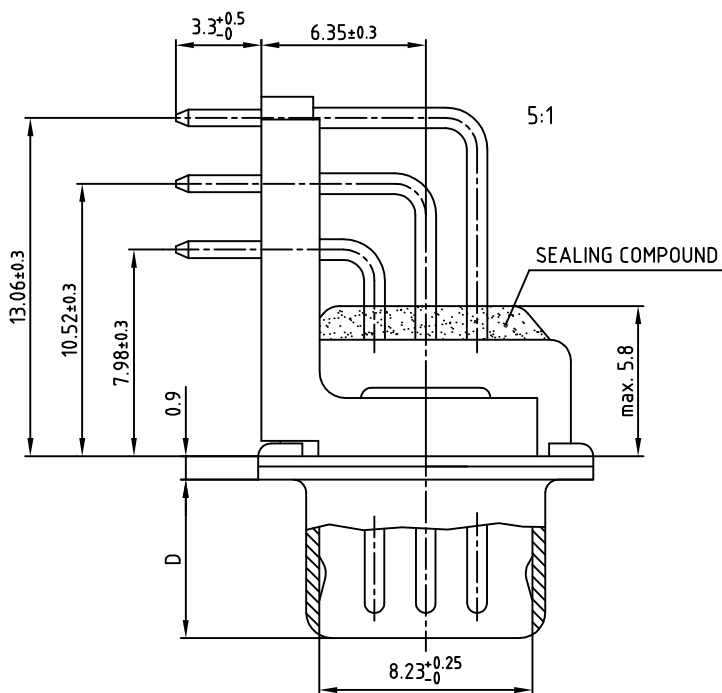


used for: D-SUB HD FILTER

No. of pos.	A $-0.76$	B $+0.25$	C $+0.12$ $-0.13$	D $-0.3$	Part-NO.
15	31.19	16.79	25.00	6.12	241A25760X
26	39.52	25.12	33.30 $+0.15$ $-0.1$	6.12	241A25770X

(b)



(c) NOTES:

1. RoHS COMPLIANT
2. FOR WAVESOLDERING (SOLDER BATH TEMPERATURE 260°C FOR 5 SEC. AND SOLDER PREHEAT 100°C FOR 30 SEC.)
3. METALSHELLS: STEEL; min. 315µm TIN over 40-80µm NICKEL
4. INSULATOR: HIGH TEMPERATURE PLASTIC UL 94 V-0, BLACK
5. CONTACTS: COPPER ALLOY  
PLATING: GOLD FLASH over NICKEL  
CONTACT TAILS PRETINNED
6. METAL BRACKETS: ZINC DIE CAST; 300µm COPPER  
40-120µm NICKEL/120-200µm TIN
7. THREADED INSERTS: COPPER ALLOY; min. 200µm TIN over 80µm NICKEL
8. FIXING-PLATE: PBT GF UL 94 V-0, BLACK
9. P.C.B. HOLE DRILLINGS ON DRAWING NO.: 16V1H5B
10. CAPACITANCE: 830pF ±20%
11. DIELECTRIC WITHSTANDING VOLTAGE: 300 VDC
12. MAXIMUM TORQUE VALUE FOR THREAD: 6in.LB
13. CONNECTOR IS PART MARKED: PART-NO. CONEC ABC

Directive 2002/95/EC RoHS compliant

APPROVAL # FREIGABE # DEBLOCAGE # AUTORIZACION # APPROVAL	
CUSTOMER APPROVAL DATE:	
NAME:	TITLE:
COMPANY NAME:	
APPROVAL # FREIGABE # DEBLOCAGE # AUTORIZACION # APPROVAL	

THIS DRAWING MAY NOT BE COPIED OR REPRODUCED IN ANY WAY, AND MAY NOT BE PASSED ON TO A THIRD PARTY, WITHOUT WRITTEN PERMISSION. OWNERSHIP AND COPYRIGHT OF CONEC GmbH DO NOT ALTER CAD DRAWING BY HAND

rev.	description	date	name	tolerance	dim. in mm
2 x c	Ä 4450	05.09.12	Lehmen	2004	date
2 x b	Ä 2959	26.03.08	Lehmen	drawn	18.02.
a	Original			appd.	18.02.
				norm	DIN 41652

scale:	2:1 (5:1)
material:	SEE NOTES
title:	D-SUB HD FILTER MALE 90° 15-26pos. 0.350inch with threaded insert, metal bracket, ferrite
dwg no:	AutoCAD 2000
part no:	24K1A511
	SEE TABLE



DIN-A 3 (b) sh:1/2

