

Printed-circuit board connector - IMC 1,5/11-ST-3,81 - 1857977

Please be informed that the data shown in this PDF Document is generated from our Online Catalog. Please find the complete data in the user's documentation. Our General Terms of Use for Downloads are valid (<http://download.phoenixcontact.com>)

Plug component, Nominal current: 8 A, Rated voltage (III/2): 160 V, Number of positions: 11, Pitch: 3.81 mm, Connection method: Screw connection, Color: green, Contact surface: Tin




The figure shows a 10-position version of the product

Product Features

- Possible combinations with IMC base strips for clear separation of PCB inputs/outputs
- Possible combinations with MC 1,5 plugs for free-hanging connections
- Pitch: 3.81 mm
- Individual position coding by connecting the coding profile to the inverted plug and removing the coding tab on the counterpart
- Use in shock-proof applications



Key commercial data

Packing unit	1 PCE
Minimum order quantity	50 PCE
GTIN	 4 017918 144210
Custom tariff number	85366990
Country of origin	POLAND

Technical data

Dimensions / positions

Pitch	3.81 mm
Dimension a	38.1 mm
Number of positions	11
Screw thread	M2
Tightening torque, min	0.22 Nm
Tightening torque max	0.25 Nm

Printed-circuit board connector - IMC 1,5/11-ST-3,81 - 1857977

Technical data

Technical data

Range of articles	IMC 1,5/...-ST
Insulating material group	I
Rated surge voltage (III/3)	2.5 kV
Rated surge voltage (III/2)	2.5 kV
Rated surge voltage (II/2)	2.5 kV
Rated voltage (III/2)	160 V
Rated voltage (II/2)	320 V
Connection in acc. with standard	EN-VDE
Nominal current I_N	8 A
Nominal voltage U_N	160 V
Nominal cross section	1.5 mm ²
Maximum load current	8 A (with 1.5 mm ² conductor cross section)
Insulating material	PA
Inflammability class according to UL 94	V0
Internal cylindrical gage	A1
Stripping length	7 mm
Nominal voltage, UL/CUL Use Group B	300 V
Nominal current, UL/CUL Use Group B	8 A
Nominal voltage, UL/CUL Use Group D	300 V
Nominal current, UL/CUL Use Group D	8 A

Connection data

Conductor cross section solid min.	0.14 mm ²
Conductor cross section solid max.	1.5 mm ²
Conductor cross section stranded min.	0.14 mm ²
Conductor cross section stranded max.	1.5 mm ²
Conductor cross section stranded, with ferrule without plastic sleeve min.	0.25 mm ²
Conductor cross section stranded, with ferrule without plastic sleeve max.	1.5 mm ²
Conductor cross section stranded, with ferrule with plastic sleeve min.	0.25 mm ²
Conductor cross section stranded, with ferrule with plastic sleeve max.	0.5 mm ²
Conductor cross section AWG/kcmil min.	28
Conductor cross section AWG/kcmil max	16
2 conductors with same cross section, solid min.	0.08 mm ²
2 conductors with same cross section, solid max.	0.5 mm ²
2 conductors with same cross section, stranded min.	0.08 mm ²
2 conductors with same cross section, stranded max.	0.75 mm ²
2 conductors with same cross section, stranded, ferrules without plastic sleeve, min.	0.2 mm ²

Printed-circuit board connector - IMC 1,5/11-ST-3,81 - 1857977

Technical data

Connection data

2 conductors with same cross section, stranded, ferrules without plastic sleeve, max.	0.34 mm ²
2 conductors with same cross section, stranded, TWIN ferrules with plastic sleeve, min.	0.5 mm ²
2 conductors with same cross section, stranded, TWIN ferrules with plastic sleeve, max.	0.5 mm ²
Minimum AWG according to UL/CUL	30
Maximum AWG according to UL/CUL	14

Classifications

ETIM

ETIM 3.0	EC001121
ETIM 4.0	EC002638
ETIM 5.0	EC002638

UNSPSC

UNSPSC 11	39121409
UNSPSC 12.01	39121409
UNSPSC 13.2	39121409
UNSPSC 6.01	30211810
UNSPSC 7.0901	39121409

eCl@ss

eCl@ss 4.0	272607xx
eCl@ss 4.1	27260701
eCl@ss 5.0	27260701
eCl@ss 5.1	27260701
eCl@ss 6.0	27260704
eCl@ss 7.0	27440402

Approvals

Approvals

Approvals

UL Recognized / VDE Gutachten mit Fertigungsüberwachung / cUL Recognized / GOST / IECCE CB Scheme / GOST / CCA / cULus Recognized


Printed-circuit board connector - IMC 1,5/11-ST-3,81 - 1857977


Approvals


Ex Approvals

Approvals submitted

Approval details

UL Recognized 		
	B	D
mm ² /AWG/kcmil	30-14	30-14
Nominal current I _N	8 A	8 A
Nominal voltage U _N	300 V	300 V

VDE Gutachten mit Fertigungsüberwachung 	
mm ² /AWG/kcmil	0.2-1.5
Nominal current I _N	8 A
Nominal voltage U _N	160 V

cUL Recognized 		
	B	D
mm ² /AWG/kcmil	30-14	30-14
Nominal current I _N	8 A	8 A
Nominal voltage U _N	300 V	300 V

GOST 		
------------------------------------------------------------------------------------------	--	--

Printed-circuit board connector - IMC 1,5/11-ST-3,81 - 1857977

Approvals

IECEE CB Scheme	
mm ² /AWG/kcmil	0.2-1.5
Nominal current I _N	8 A
Nominal voltage U _N	160 V

GOST	
------	--

CCA	
mm ² /AWG/kcmil	0.2-1.5
Nominal current I _N	8 A
Nominal voltage U _N	160 V

cULus Recognized	
------------------	--

Accessories

Accessories

Marking

Marker cards - SK 3,81/2,8:FORTL.ZAHLEN - 0804109



Marker cards, Card, white, labeled, Horizontal: Consecutive numbers 1 - 10, 11 - 20, etc. up to 91 - (99)100, Mounting type: Adhesive, For terminal block width: 3.81 mm

Plug/Adapter

Printed-circuit board connector - IMC 1,5/11-ST-3,81 - 1857977

Accessories

Coding profile - CP-MSTB - 1734634

Coding profile, is inserted into the slot on the plug or inverted header, red insulating material



Tools

Phillips-screwdriver - SZS 0,4X2,5 VDE - 1205037



Screwdriver, slot-headed, VDE insulated, size: 0.4 x 2.5 x 80 mm, 2-component grip, with non-slip grip

Cable housing - KGG-MC 1,5/ 2 - 1834343



Cable housing, Pitch: 3.81 mm, Number of positions: 2, Dimension a: 10.01 mm, Color: green

Cable housing - KGG-MC 1,5/ 6 - 1834385



Cable housing, Pitch: 3.81 mm, Number of positions: 6, Dimension a: 25.25 mm, Color: green

Additional products

Printed-circuit board connector - MCC 1/11-STZ-3,81 - 1852260



Plug component, Nominal current: 8 A, Rated voltage (III/2): 160 V, Number of positions: 11, Pitch: 3.81 mm, Connection method: Crimp connection, Color: green, Corresponding female crimp contacts with current [A] and conductor cross section range [mm²] data: 5A/MCC-MT 0,2-0,35 (1859988); 8A/MCC-MT 0,5-1,0 (1859991)

Printed-circuit board connector - IMC 1,5/11-ST-3,81 - 1857977

Accessories

Printed-circuit board connector - FRONT-MC 1,5/11-ST-3,81 - 1850754



Plug component, Nominal current: 8 A, Rated voltage (III/2): 160 V, Number of positions: 11, Pitch: 3.81 mm, Connection method: Screw connection, Color: green, Contact surface: Tin

Printed-circuit board connector - MCVR 1,5/11-ST-3,81 - 1827211



Plug component, Nominal current: 8 A, Rated voltage (III/2): 160 V, Number of positions: 11, Pitch: 3.81 mm, Connection method: Screw connection, Color: green, Contact surface: Tin

Printed-circuit board connector - MCVW 1,5/11-ST-3,81 - 1827062



Plug component, Nominal current: 8 A, Rated voltage (III/2): 160 V, Number of positions: 11, Pitch: 3.81 mm, Connection method: Screw connection, Color: green, Contact surface: Tin

Printed-circuit board connector - MC 1,5/11-ST-3,81 - 1803662



Plug component, Nominal current: 8 A, Rated voltage (III/2): 160 V, Number of positions: 11, Pitch: 3.81 mm, Connection method: Screw connection, Color: green, Contact surface: Tin

Printed-circuit board connector - QC 0,5/11-ST-3,81 - 1897487



Plug component, Nominal current: 6 A, Rated voltage (III/2): 200 V, Number of positions: 11, Pitch: 3.81 mm, Connection method: Insulation displacement connection QUICKON, Color: green, Contact surface: Tin

Printed-circuit board connector - IMC 1,5/11-ST-3,81 - 1857977

Accessories

Base strip - IMCV 1,5/11-G-3,81 - 1875519



Header, Nominal current: 8 A, Rated voltage (III/2): 160 V, Number of positions: 11, Pitch: 3.81 mm, Color: green, Contact surface: Tin, Assembly: Soldering

Base strip - IMC 1,5/11-G-3,81 - 1862661



Header, Nominal current: 8 A, Rated voltage (III/2): 160 V, Number of positions: 11, Pitch: 3.81 mm, Color: green, Contact surface: Tin, Assembly: Soldering

Printed-circuit board connector - FK-MCP 1,5/11-ST-3,81 - 1851135



Plug component, Nominal current: 8 A, Rated voltage (III/2): 160 V, Number of positions: 11, Pitch: 3.81 mm, Connection method: Spring-cage conn., Color: green, Contact surface: Tin

Drawings

Dimensioned drawing

