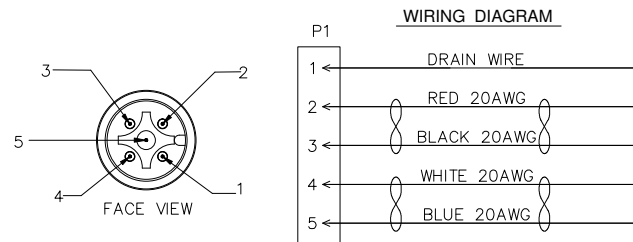
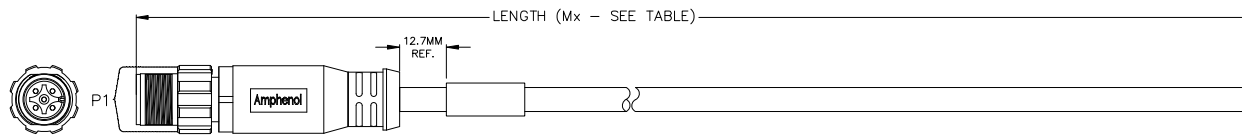



REVISIONS					
REV	ECO	DESCRIPTION	DATE	BY	APPR
A1	--	RELEASE	28MAR16	JAH	KING

TOLERANCE	
0-2.99 M	= +100.0/-25.0mm
3-8.99 M	= +150.0/-25.0mm
9-14.99 M	= +300.0/-25.0mm
15-OVER M	= +450.0/-25.0mm



**LABEL DETAIL:**



**TECHNICAL DATA:**

- MATERIALS:**  
 COUPLING NUT: THERMOPLASTIC, NYLON, UL94 V-0;  
 INSULATION INSERT: THERMOPLASTIC, NYLON, UL 94V-0;  
 MACHINED CONTACT: GOLD FLASH PLATING OVER COPPER ALLOY;  
 PREMOLD MATERIAL: HOTMELT, BLACK;  
 OVERMOLD MATERIAL: THERMOPLASTIC, PVC COLOR: GRAY;  
 CABLE, 1P\*20AWG, SIGNAL PAIR, DOUBLE FOAM-PE INSULATOR,  
 1P\*20AWG, POWER PAIR, PVC INSULATOR AND NYLON COATED;  
 CABLE RATING: 80°C, 300V;  
 CABLE JACKET MATERIAL: PVC  
 FIXED INSTALLATION BENDING RADIUS : 7\*OD
- ELECTRICAL DATA:**  
 CURRENT (MAX): 4A  
 VOLTAGE (MAX): 300V  
 DIELECTRIC TEST VOLTAGE: 500V
- MECHANICAL DATA:**  
 TEMPERATURE RANGE: -40°C TO 80°C  
 PROTECTION: IP67 (MATED CONDITION)  
 MATING CYCLES: >100
- RoHS COMPLIANT**

STANDARD VARIANTS	
P/N	LENGTH (METERS)
AM-N05P-M0.3	0.3
AM-N05P-M1	1.0
AM-N05P-M3	3.0
AM-N05P-M5	5.0
AM-N05P-M9	9.0
AM-N05P-M20	20.0

**CUSTOMER DRAWING**

QUANTITY	PART NUMBER	DESCRIPTION	ITEM
		<b>MATERIALS LIST</b>	
UNLESS OTHERWISE SPECIFIED: 1) All dimensions are in metric (mm). 2) Tolerances are as follows: 1 PL DEC ±0.30 2 PL DEC ±0.15 3 PL DEC ±0.08 3) Note reference -		<b>SIGNATURES</b> <b>DATE</b> DRAWN: CHELSEA      4AUG15 CHECKED: FLAN      4AUG15 ENGINEER: APPROVAL: KING      4AUG15	
MATERIAL SPECIFICATIONS:  NOTED		Amphenol Sine Systems - www.amphenol-sine.com 44724 Morley Drive Clinton Township, MI 48036 <b>SINGLE ENDED NMEA 2000            PLUG, MALE, PIN</b>	
PROCESS SPECIFICATIONS:  NEXT ASSY:		THIS DRAWING IS SUPPLIED FOR INFORMATION ONLY. DESIGN FEATURES, SPECIFICATIONS AND PERFORMANCE DATA SHOWN HEREON ARE THE PROPERTY OF THE AMPHENOL CORPORATION. NO RIGHTS OF REPRODUCTION ARE IMPLIED. ALL DIMENSIONS ARE SUBJECT TO NORMAL MANUFACTURING VARIATIONS. SIZE: <b>A4 C</b> DWG NO: <b>AM-N05P-Mx</b> REVISION: <b>A1</b> SCALE: NONE      AM-N05P-Mx      SHEET 1 OF 1	

TITLE: SCL END NMEA2000 PLUG MALE PIN      DWG NO: AM-N05P-Mx      REV: A1      SH: 1      OF: 1