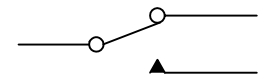
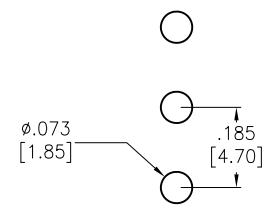
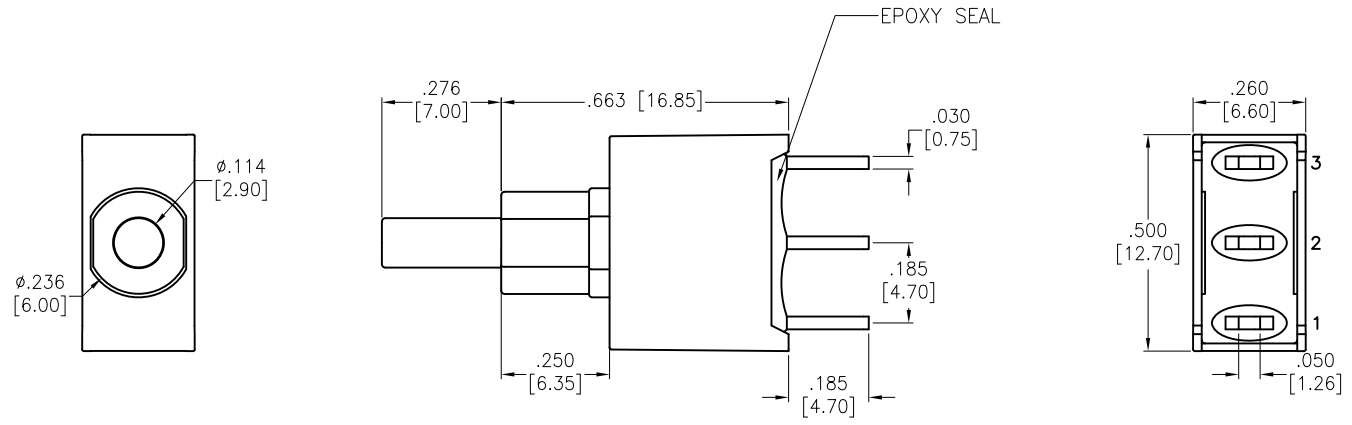


Rev	AWO #	Description	Date	Appr
-		RELEASED	2/20/21	
A		ADDED SPEC.	6/21/21	WX/RC

APPROVED: _____
 DATE: _____ TITLE: _____



RECOMMENDED PCB LAYOUT

CIRCUIT DIAGRAM
(SPDT) ON-MOMENTARY

SPECIFICATIONS:

Material:
 Movable Contact: Copper Alloy, Silver Plated
 Terminal: Copper Alloy, Silver Plated with outer layer in gold plating
 Electrical:
 Voltage rating: 120VAC or 38VDC
 Current rating: 1 Amps
 Contact resistance: 10 mΩ max
 Insulation resistance: 1,000 Mohms min
 Dielectric withstanding voltage: 1,500V RMS @Sea level
 Mechanical:
 Waterproof: IP68
 Temperature Rating:
 Operating temperature: -30°C to +85°C
 Environmental:
 Lead free, RoHS compliant



UNLESS OTHERWISE SPECIFIED ALL DIMENSIONS ARE INCHES [MM] TOLERANCES: EXCEPT AS NOTED			
INCHES		HOLES	
.X	± .10	Ø.X	± .10
.XX	± .020	Ø.XX	± .015
.XXX	± .015	Ø.XXX	± .010
APPROVALS		DATE	
DRAWN	WX	2/20/21	
CHECKED	AC	2/20/21	
APPROVED			

ADAM TECH 909 Rahway Avenue,
 Union, NJ 07083
 Phone: 908-687-5000
 Fax: 908-687-5710

TITLE: PUSHBUTTON SWITCH, SPDT, ON-MOMENTARY
 , GOLD OVER SILVER PLATED, PCB TYPE, IP68

SIZE X	PART NO. SW-PB8-AA00B2GE-2	REV. A
REF: S00198T	SCALE: NTS	SHEET 1 OF 1