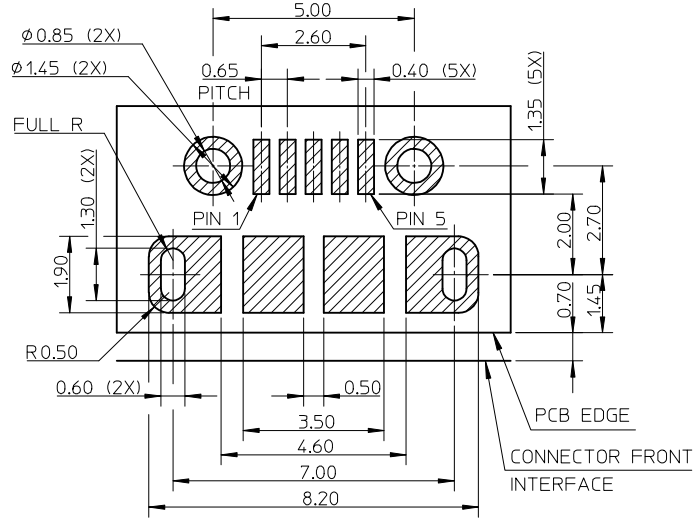
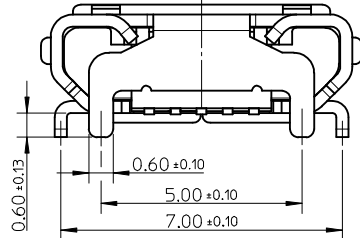
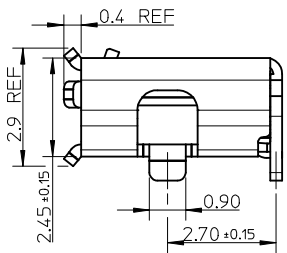
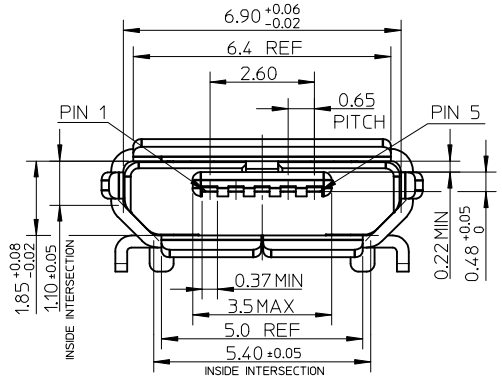
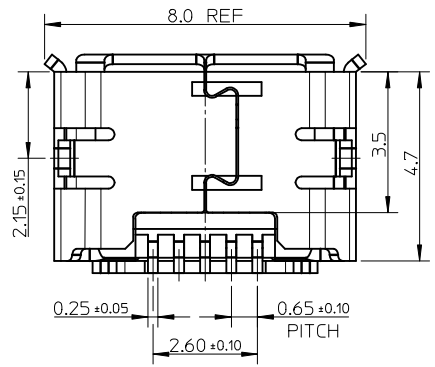


NOTES:

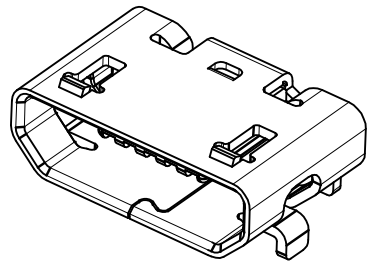
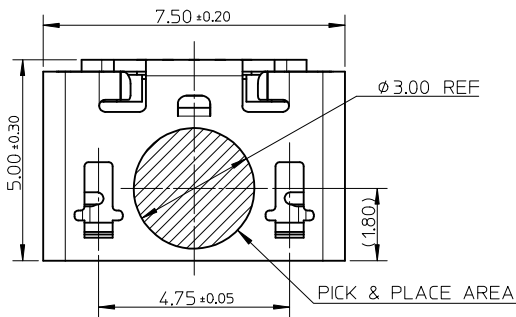
1. MATERIAL:  
 HOUSING: LCP, BLACK, UL94V-0;  
 TERMINAL: COPPER ALLOY, THICKNESS: 0.15mm;  
 SHELL: STAINLESS STEEL, THICKNESS: 0.30mm.
2. PLATING:  
 TERMINAL: CONTACT AREA: GOLD FLASH OVER MINIMUM 0.75MICRON Pd/Ni.  
 SOLDER TAIL AREA: GOLD FLASH.  
 UNDER PLATING: NICKEL 2.0 MICRON MINIMUM.  
 SHELL: MATTE TIN 2.0 MICRON  
 UNDER PLATING: NICKEL 1.27 MICRON MINIMUM.
3. TAIL & NAIL COPLANARITY 0.08mm MAXIMUM.
4. PRODUCT SPECIFICATION: PS-105017-001.
5. PACKAGING SPECIFICATION: PK-105017-001.
6. COMPLIANT TO RoHS DIRECTIVE 2002/95/EC AND ELV DIRECTIVE 2000/53/EC.



RECOMMENDED P.C.B. PATTERN LAYOUT  
 GENERAL TOLERANCE: ± 0.05

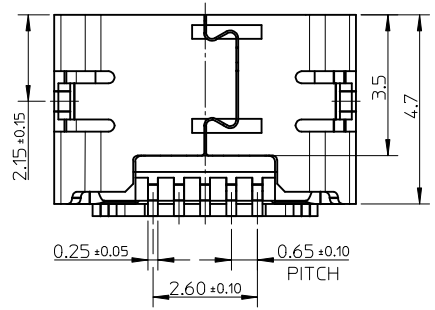
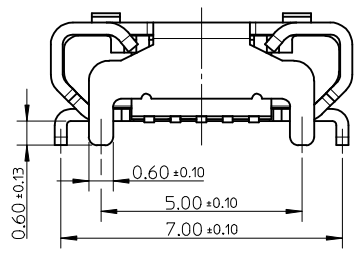
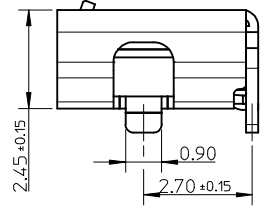
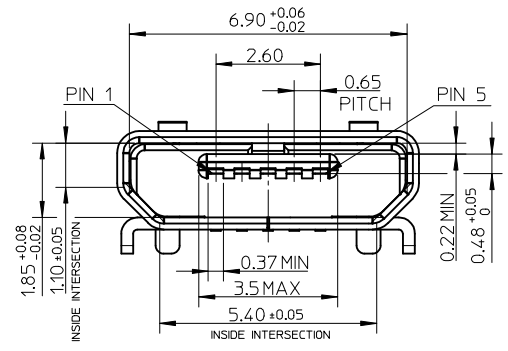


REVISED EC NO: SH2013-0168 TDRW: XQZHANG 2012/12/04 CHKD: XQZHANG 2012/12/04 APPR: AYIN 2012/12/10	DESCRIPTION REV	QUALITY SYMBOLS	GENERAL TOLERANCES (UNLESS SPECIFIED)		DIMENSION STYLE		SCALE	DESIGN UNITS	THIRD ANGLE PROJECTION		
		$F_{\sigma} = 0$ $F_{\sigma} = 0$ $F_{\sigma} = 0$	mm	INCH	MM ONLY	1:1	METRIC	DRAWN BY: XJSONG DATE: 2008/01/23 CHECKED BY: JTIAN DATE: 2008/01/23 APPROVED BY: HWWANG DATE: 2008/01/23		TITLE MICRO USB BOTTOM MOUNT RECEPTACLE, B TYPE	
		4 PLACES ± --- ± --- 3 PLACES ± --- ± --- 2 PLACES ± 0.25 ± --- 1 PLACE ± 0.25 ± --- 0 PLACE ± --- ± ---	ANGULAR ± 3 °		MATERIAL NO.	DOCUMENT NO.	SHEET NO.				
		DRAFT WHERE APPLICABLE MUST REMAIN WITHIN DIMENSIONS		105017-0001		SD-105017-001		1 OF 2			



NOTES:

1. MATERIAL:  
 HOUSING: LCP, BLACK, UL94V-0;  
 TERMINAL: COPPER ALLOY, THICKNESS: 0.15mm;  
 SHELL: STAINLESS STEEL, THICKNESS: 0.30mm.
2. PLATING:  
 TERMINAL: CONTACT AREA: GOLD FLASH OVER MINIMUM 0.75MICRON Pd/Ni.  
 SOLDER TAIL AREA: GOLD FLASH.  
 UNDER PLATING: NICKEL 2.0 MICRON MINIMUM.  
 SHELL: MATTE TIN 3.8 MICRON  
 UNDER PLATING: NICKEL 1.27 MICRON MINIMUM.
3. TAIL & NAIL COPLANARITY 0.08mm MAXIMUM.
4. PRODUCT SPECIFICATION: PS-105017-001.
5. PACKAGING SPECIFICATION: PK-105017-001.
6. COMPLIANT TO RoHS DIRECTIVE 2002/95/EC AND ELV DIRECTIVE 2000/53/EC.



SEE SHEET 1 EC NO: SH2013-0168 TDRW: XQZHANG 2012/12/04 CHKD: XQZHANG 2012/12/04 APPR: AYIN 2012/12/10	REV DESCRIPTION	QUALITY SYMBOLS	GENERAL TOLERANCES (UNLESS SPECIFIED)		DIMENSION STYLE		SCALE	DESIGN UNITS	THIRD ANGLE PROJECTION
		$\nabla_{\sqrt{3}} = 0$ $\nabla_{\sqrt{2}} = 0$ $\nabla_{\sqrt{1}} = 0$	mm	INCH	MM ONLY		1:1	METRIC	
		4 PLACES ± --- ± --- 3 PLACES ± --- ± --- 2 PLACES ± 0.25 ± --- 1 PLACE ± 0.25 ± --- 0 PLACE ± --- ± ---	DRAWN BY: XJSONG DATE: 2008/01/23		TITLE: MICRO USB BOTTOM MOUNT RECEPTACLE, B TYPE FLANGELESS TYPE				
		ANGULAR ± 3 ° DRAFT WHERE APPLICABLE MUST REMAIN WITHIN DIMENSIONS	CHECKED BY: JTIAN DATE: 2008/01/23		APPROVED BY: HWWANG DATE: 2008/01/23				
			MATERIAL NO. 105017-1001		DOCUMENT NO. SD-105017-001		SHEET NO. 2 OF 2		
			THIS DRAWING CONTAINS INFORMATION THAT IS PROPRIETARY TO MOLEX INCORPORATED AND SHOULD NOT BE USED WITHOUT WRITTEN PERMISSION						